



STK Emergent Monthly NAV report

April 2019

Fund profile: closed-end fund listed on the Bucharest Stock Exchange

Fund objectives: invested capital increase, a 25% return per year on the managed assets and a return higher than the BET market index (1.3 x return of the BET index), distributing dividends to investors of the realised profit

Number of units fund in circulation: 609,753

CNVM notice: CSC08FIIR/120004 from 02/07/2008

Depository: BRD- GSG

1. Fund assets

RON	March 2019	April 2019
Unlisted shares	27,667,252	27,667,252
Tradeable shares portfolio	35,045,153	35,977,239
Shares	29,609,360	27,918,795
Cash	5,063,004	7,542,395
Collective undertakings titles	579,146	588,817
Other net assets	-206,358	-72,767
Other liabilities	137,451	150,106
Net assets	62,574,954	63,494,385
NAV per share	102.62	104.13

Tradeable shares portfolio represents 56.7% of the total net assets at the end of April.

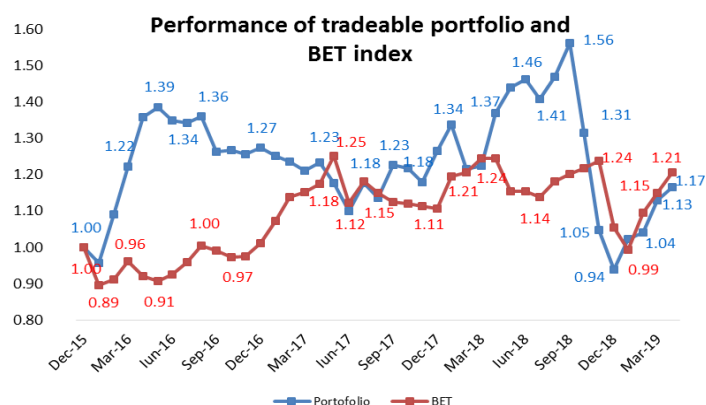
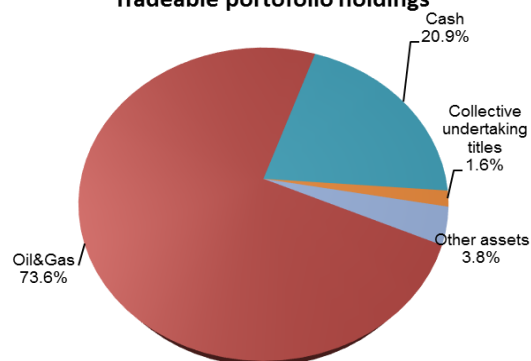
Fund holdings are recorded using the reference price of the shares traded on the last day of the month, or the book value for unlisted companies, adjusted for the fair value of these companies' assets.

At the end of April, about 73.6% of the trading portfolio is composed of shares belonging to oil & gas companies, while cash represents 20.9% of the total portfolio. *Other net assets* category includes the dividends payable by the Fund from previous years and dividends to be received.

The WTI oil price rose by 5.47% in April ending the month at 63.43\$ per barrel, on the basis of involuntary production cuts in Venezuela and Iran, the Libyan conflict, the OPEC+ production cuts, and the US decision not to extend the temporary exemptions from the ban on Iranian oil imports granted to 8 countries last year.

2. Stock portfolio

Tradeable portfolio holdings



Historically, the oil price has been a function of supply and demand and, for the future, we expect the bullish factors to be predominant: OPEC-led supply cuts, Iran and Venezuela's oil sectors sanctions, reductions in capex budgets of US shale drillers. Estimated WTI oil price as a function of oil demand and supply is 81\$ per barrel, representing a 28% upside against the end-April price.

At the end of April, the Fund's trading portfolio is valued at about RON 35.98 million, up by 2.66% compared to the value reported at the end of March, reflecting the changes in the prices of the companies in the portfolio.

Past fund performance is no guarantee of future results!

Read the documents of incorporation before investing in this fund!



3. Changes in the NAV per share

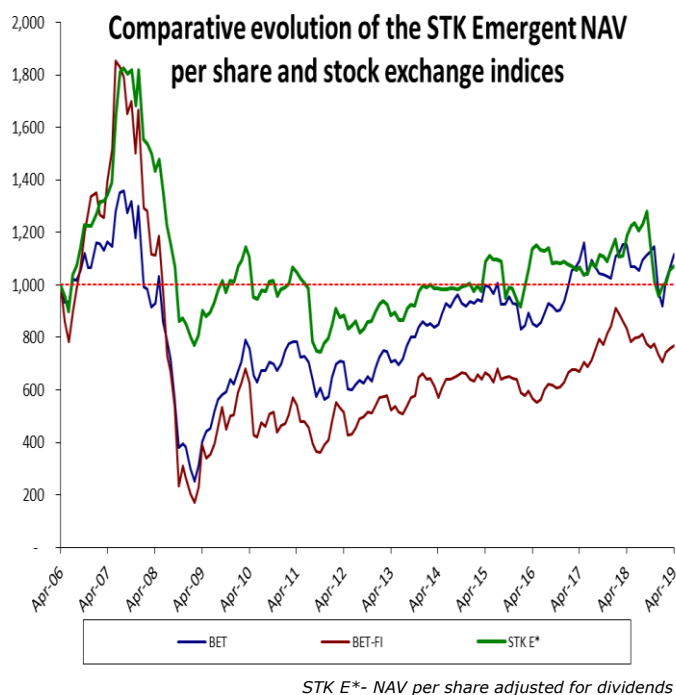
The net asset value per share increased by 1.47% last month

On April 30, 2019, the STK Emergent net asset value per share stands at RON 104.13, increasing by 1.47%, compared to the net asset value per share at the end of March.

The BET index of the Bucharest Stock Exchange recorded a growth of 4.93% in April, with M and SNP having the highest growths of 10.19% and 7.14% respectively, while shares of DIGI, TEL and COTE recorded falls of 4.54%, 1.69% and 1.13%, respectively.

The BET-FI index of the financial sector posted an increase of 1.52% in April, with FP and SIF2 growing by 6.89% and 1.74%, while SIF4, SIF1, SIF3 and SIF5 declined by 4.11%, 2.38%, 1.01% and respectively 0.72%.

Comparative chart of STK Emergent and the Bucharest Stock Exchange Indices between start-up and April 2019:



From launch to the end of April the net asset value per share registered a positive variation of 7.30%, outperforming the BET-FI index which has shrunk by 21.72%, but underperforming the BET index, that rose by 13.14% in the same time frame.

4. Performance of the world stock exchanges

April was characterized by growth in financial markets

The developed financial markets rose in April by an average of 4.66%, their associated indices posting the following returns: the German DAX 7.1%, the Austrian index ATX 6.0%, the French index CAC40 4.4%, the US index S&P500 3.9%, the British index FTSE100 1.9%.

In April, the European Central Bank decided that the interest rate on the main refinancing operations, on the marginal lending facility and the deposit facility will remain unchanged at 0.00%, 0.25% and -0.40% respectively, maintaining them at their present levels at least through the end of 2019.

Following the European Council meeting on 10 April, the Brexit date was postponed until 31 October 2019 at the latest, to allow for the ratification of the withdrawal agreement by the British Parliament. If the withdrawal agreement is ratified before October 31, the UK could leave EU on the first day of the month after ratification.

Emerging stock exchanges grew on average by 1.18% in April; stock exchanges in Romania, Russia and Hungary posted the highest returns of 4.9%, 2.5% and 2.0%; the stock exchanges in Bulgaria, Czech Republic and China marked returns of -1.5%, -0.5% and -0.4%.

Index	Country	2017*	2018**	YTD 2019***	Apr - 19****
ATX	Austria	30.6%	-19.7%	17.1%	6.0%
SOFIX	Bulgaria	15.5%	-12.3%	-3.3%	-1.5%
PX	Czech Republic	17.0%	-8.5%	8.3%	-0.5%
SSEC	China	6.6%	-24.6%	23.4%	-0.4%
CAC40	France	9.3%	-11.0%	18.1%	4.4%
FTSE	UK	7.6%	-12.5%	10.3%	1.9%
DAX	Germany	12.5%	-18.3%	16.9%	7.1%
BSE SENSEX	India	27.9%	5.9%	8.2%	0.9%
WIG 20	Poland	26.4%	-7.5%	2.5%	1.0%
BET	Romania	9.4%	-4.8%	14.3%	4.9%
BET-FI	Romania	33.4%	-12.6%	4.8%	1.5%
SP 500	USA	19.4%	-6.2%	17.5%	3.9%
BUX	Hungary	23.0%	-0.6%	8.6%	2.0%
MOEX	Russia	-5.5%	11.8%	8.5%	2.5%
ISE 100	Turkey	47.6%	-20.9%	4.5%	1.7%

*return between 12/30/2016-12/29/2017
** return between 12/29/2017-12/31/2018
*** return between 12/31/2018-04/30/2019
****last month return: 03/29/2019-04/30/2019