

Annual Report For the year ended at 31st of December 2023

This yearly report is prepared in accordance with FSA Regulation no.5 / 2018 for the period ended as at 31 December 2023.

Date of Report:	06 Martie 2024
Name of the legal entity:	UniCredit Bank S.A.
Corporate address:	Romania, Bucharest, no. 1F, Expozitiei Bd., 1st District
Corporate Contact Details:	Tel +40 21 200 2000 Website: www.unicredit.ro Email: infocenter@unicredit.ro
Trade Register Registration Number:	J40/7706/1991
Sole Registration Code:	RO361536
Bank Register No:	RB-PJR - 40 - 011/1999
Subscribed and paid-up share capital:	RON 455,219,478.30
The regulated capital market on which the issued bonds are traded:	Bursa de Valori Bucuresti (BVB) - Bucharest Stock Exchange (www.bvb.ro)
Main characteristics of the bonds issued by UniCredit Bank S.A.:	18,350 corporate bonds having a nominal value of RON 10,000/bond, market symbol UCB24 (ISIN ROUCTBDBC048). https://www.bvb.ro/FinancialInstruments/Details/FinancialInstrumentsDetails.aspx?s=UCB24 977 corporate bonds having a nominal value of RON 500,000/bond, market symbol UCB27 (ISIN RO3WU5H09299). https://www.bvb.ro/FinancialInstruments/Details/FinancialInstrumentsDetails.aspx?s=UCB27 960 corporate bonds having a nominal value of RON 500,000/bond, market symbol UCB28 (ISIN ROG0M1EGXBN8). https://www.bvb.ro/FinancialInstruments/Details/FinancialInstrumentsDetails.aspx?s=UCB28

Contents:

I. The annual report in accordance with Financial Supervision Authority Regulation 5/2018

1.	Analysis of the Bank's activity.....	3
1.1.	Company's presentation.....	3
1.1.1.	Main results of the Group's activity and significant transactions.....	3
1.1.2.	Assessment of the Bank's technical level.....	4
1.1.3.	Assessment of the technical and material supply activity (internal and external sources).....	4
1.1.4.	Assessment of sales activity.....	4
1.1.5.	Assessment of the Banks' respectively Group's personnel and related aspects.....	7
1.1.6.	Assessment of the issuer activity on the environment.....	7
1.1.7.	Assessment of research and development.....	7
1.1.8.	Assessment of the business of the company on risk management.....	7
1.1.9.	Main events, factors of uncertainty that can affect the Group's liquidity compared to previous year.....	11
1.1.10.	Integrity and Corporate Social Responsibility.....	13
2.	Tangible and intangible assets of the Group.....	13
3.	Capital Market for the bonds issued by the Bank/Group.....	13
4.	Changes which impact the Shareholders equity and Management of the Group.....	14
4.1.	Changes in the administration of the Group.....	14
4.2.	Increase of share capital. Changes in the shareholders' equity of the Bank.....	15
5.	Consolidated and separate financial statements.....	17
5.1.	Assets, Liabilities and Equity statements.....	17
5.2.	Income statement.....	20
5.3.	Cash flow statements.....	22
6.	ANNEXES.....	24
6.1.	Changes in the Constitutive Deed	
6.2.	List of Bank's subsidiaries and its controlled entities	
6.3.	Related parties' lists	
6.4.	Statements of the Supervisory Board and Management Board members regarding direct or indirect interests in entities	
6.5.	Annexes related to the members of the Supervisory Board and Management Board CVs	
6.6.	Annexes related to changes in Supervisory Board and Management Board composition	
6.7.	Compliance statement	
6.8.	Financial statements and auditor's report	

II. Consolidated and individual financial statements as of December 31, 2023

1. Analysis of the Bank's activity

1.1 Company's presentation

UniCredit Bank S.A. (the „Bank”) is part of UniCredit Group SpA, which owns 13 banks in Europe and serves over 15 million customers worldwide, being one of the main financial institutions in Romania. The Bank provides retail and commercial banking services in Romanian Lei (“RON”) and foreign currency for private individuals and companies. These include: accounts opening, domestic and international payments, foreign exchange transactions, working capital finance, medium and long term credit facilities, retail loans, bank guarantees, letter of credits and documentary collections.

UniCredit Bank S.A. (the “Bank”), having its current registered office is in Bucharest, 1F Expozitiei Boulevard, District 1, Romania. The Bank was established as a Romanian commercial bank as Banca Comerciala Ion Tiriac S.A. in 1991, which merged with HVB Bank Romania SA on 01.09.2006, resulting Banca Comerciala HVB Tiriac S.A. As a result of the merger by absorption of the former UniCredit Romania S.A. (the absorbed bank) by Banca Comerciala HVB Tiriac S.A. (the absorbing bank), the Bank is licensed by the National Bank of Romania to conduct banking activities.

UniCredit Bank S.A. is a joint stock company incorporated in 1991, registered with the Trade Register Bucharest under number J40/7706/1991, sole registration number (CUI) RO361536, registered with the Banking Register under number RB-PJR-40-011/1999, having EUID ROONRCJ40/7706/1991 (http://www.bnro.ro/files/d/RegistreBNR/InstitCredit/ban1_raport.html).

As of 31 December 2023, UniCredit Group (the “Group”) consists of UniCredit Bank S.A. (the “Bank”) as parent company, and its subsidiaries, UniCredit Consumer Financing IFN S.A. (“UCFIN”), UniCredit Leasing Corporation IFN S.A (“UCLC”) and UniCredit Insurance Broker S.R.L (“UCIB”). Further details are available in the *Reporting entity note* presented in the *notes to the consolidated and individual financial statements for the period ended 31 December 2023*.

The businesses of the subsidiaries and the percentage stake of the Bank in its subsidiaries are presented within the *consolidated and individual financial statements, prepared in accordance with IFRS, as endorsed by EU for the period year ended at 31 December 2023*.

As at 31 December 2023 the Group carried out its activity in Romania through its Head Office located in Bucharest and through its network, having 168 branches/Bank 166 branches (31 December 2022: Group 164 branches/Bank 162 branches) in Bucharest and in the country.

1.1.1 Main results of the Group's activity and significant transactions

For UniCredit Group, the 2023 was marked by a positive evolution of the activity, based on the Romanian economy re-opening in the post-pandemic context and private consumption recovery. Throughout this period, the focus was set on consolidating the market position and risk management - the solid position on the market allowing the Group to continue to contribute to the recovery of the economy and to offer its clients high quality products and services.

UniCredit Group Romania has obtained a consolidated net profit of RON mil 1,438 in 2023 (UniCredit Bank: RON mil 1,294), a increase of 44.14% (UniCredit Bank: 47.20%) compared with the same period of the previous year generated by the increase in net interest income.

UniCredit Group Romania had registered in 2023 RON mil 3,200 consolidated operational income, increasing by 26.01% compared with the year 2022, on the back of higher net fee and commission income and net interest income, following the increase of commercial volumes and interest rates. The operational expenses in amount of RON mil 1,202, registered an increase of 8.14% as compared with previous year, mainly due to the increase of the expenses with the contribution to the resolution fund and of various other expenses impacted by higher inflation (including salary expenses).

UniCredit Romania Group's financial indicators show a solid position: the annualized return on equity (ROE) at 16.38% and annualized return on assets (ROA) reached 1.93% at the end of 2023. Cost-income ratio was at 37.57%.

1.1.2. Evaluation of the technical level of the Bank

Digitisation of banking services forms the backbone of UniCredit's strategy, with the ambition of being a truly digital bank, powered by data and new technological solutions in every endeavor we undertake. The Bank is constantly improving and developing its digital offer, capitalizing on digital opportunities to better understand customers' behaviors and expectations, to provide them with faster and more efficient solutions that anticipate and answer their needs.

Thus, the efforts to develop and promote the most innovative digital solutions, functionalities and alternative channels continued in 2023. UniCredit Bank customers can choose from numerous digital functionalities, and the Online Banking and Mobile Banking applications represent efficient, simple and intuitive channels of remote interaction with the Bank.

Last but not least, the loan voice guide from UniCredit Bank Contact Center is part of the bank's digital transformation strategy and offers private individual clients an improved and intuitive interaction experience with the bank.

The digitalization trend also continued both within UniCredit Consumer Financing IFN SA, with an emphasis on simplified digital flows meant to improve customers' experience, and UniCredit Leasing Corporation IFN SA.).

1.1.3. Assessment of the technical and material supply activity (internal and external sources)

The technical and material provisioning activity is not significant for the Bank and for the Group.

1.1.4. Evaluation of the sales activities

In 2023, the Bank continued to support the real economy in Romania and to be a reliable partner for its clients, offering quick support to the business environment, through instruments appropriate to the context and to offer special financing conditions in terms of costs and requested guarantees, in the context the various guarantee conventions of which it is a part.

Specifically, the bank continued:

- to offer small and medium-sized companies access to financing under advantageous conditions, which benefit from a guarantee of 60% of the loan value, through the SME Initiative (eng.: SME Initiative), in order to establish new companies, expand the current activity, consolidate the activity, or the realization of new projects, including by approaching new markets. It is a guarantee instrument accessed by UniCredit Bank from the European Union, the program being financed by the EU through FEADR and Horizon 2020 and administered by the European Investment Fund and the European Investment Bank;
- to offer agricultural clients financing for working capital and investments, with a 50% Fund of Funds guarantee, with amounts from FEADR, through the National Program for Agriculture and Rural Development, together with amounts from the national budget;
- to make available to micro-enterprises a financing program in lei for current expenses with a maximum value of 25,000 euros (equivalent in lei), which benefits from a guarantee of 80% of the loan value through the EaSI guarantee (instrument accessed by UniCredit Bank from EU through the European Investment Fund, part of the European Investment Bank Group);
- to implement credit facilities with a Cultural and Creative Sector guarantee through the European Investment Fund.

An important direction in the bank's activity was the participation in the local risk sharing schemes provided by the Romanian state, in order to offer support to companies affected by the consequences of the pandemic and the Russia-Ukraine war. In this sense, credit facilities were granted using own funds and state guarantees to companies from numerous sectors of activity, such as production, construction, agriculture, food industry, IT, transport and others, as follows:

- continued the SME IINVEST PLUS Program, through its six components: IMM Invest Romania, AGRO IMM Invest, IMM PROD, GARANT CONSTRUCT, RURAL INVEST and INNOVATION, under the Ukrainian Temporary Framework state aid scheme.

At the same time, UniCredit continued to be the partner bank for the implementation of the Grants for working capital programs granted to entities in the agri-food sector, Start-up Nation and Femeia

Antreprenor managed by the Ministry of Entrepreneurship and Tourism, facilitating access to non-refundable financial aid, essential in this period. The bank continued to be active and proactive in supporting small and medium-sized companies and to grant numerous financings to those sectors of activity with positive evolution, such as agriculture, food industry, IT, chemical industry, pharmaceutical, health, electronics.

At the same time, in order to improve its clients' access to financing, the Bank signed several guarantee agreements with the European Investment Fund, for accessing the Sustainability, Innovation and Digitization, Cultural and Creative Sector, Skills and Education guarantees, these benefiting from the support of the InvestEU Fund, but also the Sustainability and Competitiveness guarantees within the National Resilience and Recovery Program.

In the Corporate area, the support offered to companies in the process of gradual transition to the green economy and the implementation of changes with a positive impact on the environment continued to be of maximum interest. Besides this, in the public administration sector, UniCredit Bank won a series of tenders for the contracting of loans to finance several investments of local interest, aimed at ensuring our cities the image of true European cities. Special support was also given to strategic investments for the development of the country's regions, key components of the National Recovery and Resilience Plan of Romania.

UniCredit acted as Joint Holder of the Subscription Register within the Hydroelectric Public Sale Offer at the Bucharest Stock Exchange, the largest Initial Public Offer (IPO) in Romania to date and one of the largest in Europe in 2023. A transaction of such magnitude required proper preparation and effort, UniCredit being involved through numerous colleagues from the Group but also through the valuable and essential contribution of colleagues from the Corporate division.

The product area was under constant attention, new functionalities being added to the internet banking application, BusinessNet for legal entity customers, so that companies have permanent access and control over the portfolio of issued debit cards and have the possibility to make payments directly in an extensive list of currencies (over 90 new currencies).

UniCredit's expertise and commitment to offer clients the highest quality services and solutions on the Romanian market were also recognized in 2023 through numerous distinctions. One of these is the designation of UniCredit Bank as "Corporate Bank of the Year" at the Financial Leaders Hall of Fame Gala 2023, organized by Business Arena magazine, a distinction offered both for the results recorded in 2023 and for the important transactions in which the bank was involved but, especially, for the appreciation enjoyed by the Corporate team from Romanian clients.

At the same time, UniCredit Bank launched in 2023 a new functionality in the internet banking application, BusinessNet for legal entity clients - issuing and reissuing debit cards 100% online - offering companies permanent access and control over the portfolio of issued debit cards.

UniCredit Bank continues to be a reliable partner of its clients, individuals, providing them with financial solutions appropriate to their needs for purchasing a home or optimizing the costs of a real estate purchase loan by refinancing loans. In an economic context in which the increase in the ROBOR and IRCC indicators led to significant increases in loan rates, we observe a significant dynamic in the demand for mortgage refinancing. Customers are looking for solutions to transform loans with variable interest into ones with fixed interest, so that they can shelter themselves from interest rate variations for a period of time. At the same time, the increase in inflation and the decrease in purchasing power, as well as the increase in interest rates in the market, have affected the budget of Romanian consumers, causing them to reduce their expenses and look for more advantageous alternatives. UniCredit Bank understood this need of the clients and adjusted its financing offer so as to have in its portfolio an extremely competitive product, easy to access, with optimized costs for the client and additional benefits.

Because we relied on those products built around the actual needs of customers, we had a very good evolution of the segment of loans intended for the purchase of homes, with the total volume of mortgage sales registering a significant increase in 2023 compared to 2022.

One of the main priorities of 2023 was the implementation of the local ESG strategy. In accordance with Group strategy, we adopted local objectives for both green financing and social financing, and we supported our clients in the transition to a more sustainable and fair economy.

We continued to finance businesses in the green energy field, renewable energy and energy efficiency, while green mortgage loans for individuals continued to be one of the most requested products. Part of our ESG strategy are the financial and entrepreneurial education programs for high school students with a technical profile. More than 35,000 students completed the financial education and job training courses in 2023, and 340 of them participated in the 10 urban entrepreneurship camps, where they learned how to develop a business plan and how to find financing.

UniCredit Consumer Financing IFN S.A.

In 2023, UniCredit Consumer Financing accelerated the expansion of commercial activity, the volume of new loans being 54% higher than in the previous year. The balance of consumer loans was at a historical maximum, increasing by 30% compared to 2022. These achievements were the result of both the constant attention to provide customers with competitive financing solutions through a simplified lending process, as well as of the continuous expansion of distribution channels. In addition, the offer of financing through loans for personal needs has been constantly adapted to the needs of clients, being offered interest reductions in the case of income collection in accounts opened at UniCredit Bank or the purchase of life insurance.

Regarding credit cards, customers benefited from the advantages offered in the interest-free installments campaigns, carried out on a recurring basis. Efforts to simplify, digitize and improve the customer experience were also continued through the new facility to access a 100% digital credit card, directly from the Mobile Banking application and to divide transactions into installments, also through the mobile application. The expansion of the commercial activity took place in parallel with the careful management of the credit risk and the constant improvement of the operational efficiency.

UniCredit Leasing

In 2023, UniCredit Leasing celebrated 21 years of existence and the 16th consecutive year in which it is the leader of the financial leasing industry. The company continued to focus on sustainability projects (ESG) and financing structures. Thus, the "GoGreen" project continued in 2023 by maintaining competitive offers to encourage the purchase of electric and hybrid vehicles, but also through structures dedicated to green energy, whether we are talking about standard products addressed to the customer segment in the prosumer category or through financing in - a personalized approach to green projects of medium or large sizes. Digitization has been and will continue to be a priority for UniCredit Leasing, and it is not a simple project, but a digital journey that we travel together with our clients.

UniCredit's expertise and commitment to offer clients the highest quality services and solutions on the Romanian market were also recognized in 2023 through numerous distinctions. Within the 14th edition of the "Voted Product of the Year®" competition, an international concept that rewards innovative products, the Personal Achievements Loan 100% Mobile from UniCredit Consumer Financing was selected as 2023 Product of the Year for Innovation in the NBFC Loans category. The strong position of UniCredit in Romania was also recognized by the prestigious Euromoney Trade Finance Survey, which again appointed UniCredit Bank in Romania with top honours in both 'Best Service' ranking, which assesses levels of customer service, and 'Market Leader' ranking, which combines penetration, percentage of business and turnover data to create an overall ranking of the best trade finance banks. UniCredit Leasing was recognized as "Leasing Company of the Year" by the well-known Romanian economic magazine Piata Financiara and Finmedia, in a gala dedicated to the profile market, and on the occasion of the Top Bankers Gala, also organized by Piata Financiara and Finmedia, UniCredit received the "Best branches for loans and savings" distinction.. Last but not least, during the Biz Sustainability Awards Gala, UniCredit Bank received "The Community Hero Award from Biz Magazine, being recognized for the last 20 years of involvement in Romanian communities for our projects in the fields of Arts, Culture, Education & Social and for being among "those who believe in the power of good and invest to strengthen the communities in which they operate".

The final of 2023 brought further valuable recognition for the Bank - both as part of the UniCredit Group and through its entities in Romania. Thus, UniCredit Group was named the "Best sub-custodian bank" in Central and Eastern Europe at the annual awards of Global Finance magazine, and then "Bank of the Year" globally in 2023 at the annual ceremony organized by The Banker in London. In Romania, UniCredit Bank was named "Corporate Bank of the Year" at the Financial Leaders Hall of Fame Gala 2023, organised by Business Arena magazine, while UniCredit Leasing received the award for "Leasing Company of the Year 2023"; UniCredit Leasing also received the "Best in Leasing" recognition at the Piața Financiară Awards

Gala for its performance in 2023. UniCredit Bank also received the Excellence Award from the Professional Association of Real Estate Agents in Romania (APAIR) for being committed to supporting real estate education for over 5 years. The Haute Couture Gala organized by Biz magazine brought one last award at the end of the year - UniCredit received The Power of Art award, being recognized for supporting as a main partner the most important exhibition ever organized in Romania, the Picasso Effect.

1.1.5. Assessment of the Banks' respectively Group's personnel and related aspects

As of 31 December 2023, UniCredit Bank S.A. had 2,964 full-time employees, and consolidated with UniCredit Leasing Corporation IFN S.A and UniCredit Consumer Financing IFN S.A had 3,296 full-time employees.

UniCredit Bank S.A. is permanently concerned with the training and professional development of the employees, organizing courses both for the improvement of the technical knowledge and of the specific competences of the banking activity.

In respect of the trade union aspect, 1,416 (48% employees of the Bank) are members of the Trade Union.

Description of the relationship reports between management and employees, and any conflictual elements related to these reports.

The annual performance evaluation represents the completion of a continuous dialogue process that takes place throughout the year between the manager and the employees. A correct understanding of performance and expectations helps employees to identify the right path to reaching their maximum potential, in the most efficient way possible: Performance Evaluation.

Meanwhile, within the organization, professional training courses have been held for development of the managerial competences of managers, which aimed mainly at aspects related to employees' motivation, providing feedback, efficient management and organisation of teams, as well as activities regarding the improvement of performance and employees productivity, motivation, their commitment and cooperation between employees, as well as between managers and employees.

1.1.6. Assessment of the issuer activity on the environment

There are no (existing or future) litigations regarding the breach of environment protection legislation.

1.1.7. Assessment of research and development

The research and development activity of UniCredit Bank Group, including the know-how received from UniCredit Spa Group, was mainly directed to improvement of efficiency and productivity of:

- Products and services offered to customers;
- Risks management systems;
- Internal control systems;
- Financial accounting systems;
- Management information system;
- IT systems;
- Human resources management programs;
- Decision making systems.

1.1.8. Assessment of the business of the company on risk management

UniCredit Bank S.A. continued to carefully analyze the actual and potential risks, reflecting the appropriate level of provisioning and capital requirements calculation.

UniCredit Bank S.A. aimed to develop a holistic framework for the management of significant risks – credit risk, market risk, operational risk, liquidity risk, reputational risk, business risk, strategic risks and real estate investment risk – taking into account the correlations and interdependences between different risk types.

The main risks to which the UniCredit Group is exposed are:

1.1.8.1. The foreign exchange risk

UniCredit Group is exposed to foreign exchange risk, as a consequence of its foreign exchange transactions performed in foreign currencies, respectively of the mix of currencies in which the assets and the liabilities are denominated.

The main foreign currencies held by UniCredit Group are EUR and USD. UniCredit Bank S.A strictly monitors and manages the foreign currency position and monitors the exposure to the internal limits set by internal procedures.

1.1.8.2. Interest risk

UniCredit Group faces interest rate risk that could be a result of exposure to unfavourable fluctuations on the market. The change of the interest rates on the market directly influences the income and expenses related to the financial assets and liabilities bearing variable interests, as well as the effective value of those bearing fixed interest rate.

Interest rate fluctuations can be a source of profit and increase in the value of shareholders' investment, but, at the same time they can pose a threat to the bank's revenues and capital. Variable interest rates influence the level of income through the effect on interest income and expenses as well as on other operating expenses and income that are sensitive to changes in rates; at the same time, they have an effect on the value generated by the bank by causing variations in the net present value of assets, liabilities and off-balance sheet items. In this regard, UniCredit Bank S.A has implemented risk management processes, which keep the interest rate risk within prudential limits.

Interest rate risk management outside the trading portfolio aims to optimize, in a normal market scenario, the risk return profile and create long-term value while reducing the negative impact on bank and regulatory capital gains from interest rate volatility.

UniCredit Bank S.A. monitors the exposure to interest rate risk through a system of indicators and associated limits: duration gap, basis point value, the VaR component of the interest rate outside the trading book, the sensitivity of net interest income and the change in economic value

1.1.8.3. Credit risk

UniCredit Group is exposed to credit risk representing the risk of negative impact on revenues generated by debtors not fulfilling the contractual obligations of loans granted on short, medium or long run.

UniCredit Group manages this risk through a set of comprehensive measures, both at transaction and debtor, and at global level, related to:

- Strict evaluation of debtors' creditworthiness and of credit applications;
- Continuous monitoring of the exposures in order to identify any changes that may affect negatively the overall risk position, in order to adopt the most appropriate solutions for preventing/reducing the potential losses;
- Computation of expected credit loss (ECL), in accordance with the legislation in force on international financial reporting standards (IFRS9) and in conjunction with the provisions of UniCredit Group policies;
- Capital allocation for unexpected credit risk losses, in accordance with regulatory requirements and UniCredit Group SpA regulations.
- Regular monitoring of the credit risk profile, in order to ensure compliance with the tolerance limits defined in accordance with the risk management strategy and the Bank's risk appetite;

In respect of ensuring a prudent management for credit counterparty risk, the UniCredit Bank S.A. deals with international banks with adequate ranking based on specific assessment criteria and strict internal rules. There are specific limits for the transactions with other banks related to deposits and foreign currency exchanges.

1.1.8.4. Liquidity risk

The liquidity risk is the probability of UniCredit Group falling short of its due payments resulting from its contractual relations with clients and third parties. Under normal conditions of market functioning, the liquidity risk may materialize also through the need for UniCredit Bank S.A to pay a premium over market rates to be able to access liquidity.

Among the main potential generators of liquidity risk, the Bank distinguishes between liquidity mismatch risk/refinancing risk, liquidity contingency risk, market liquidity risk.

Management of liquidity risk

In line with UniCredit Group's liquidity framework, the main goal of the overall liquidity management is to keep the liquidity exposure at such a level that UniCredit Bank S.A is able to honour its payment obligations on an on-going basis, but also during a crisis without jeopardizing its franchise value or its brand's name.

Hence, two main operating models for the liquidity management are defined: going concern liquidity management and the contingent liquidity management.

From a liquidity risk governance perspective, the Bank has two type of operational structures: managing bodies acting as strategic decision taking functions and operational units acting as operative liquidity management functions, i.e. Finance, Financial Risk, Markets-Treasury.

In accordance with the strategic goal of self-sufficient funding, the Group's liquidity and funding strategy is centred on:

- achieving a well-diversified customer funding base;
- development of strategic funding through own bonds issues and covered bonds issues;
- development of relations with various international financial institutions and foreign banks for special financing programs.

The liquidity cost benefit allocation is an important part of the liquidity management framework. Liquidity is a scarce resource and accordingly a proper management of costs and benefits is essential in order to support sound and sustainable business models. Therefore, the Bank has put in place a proper mechanism for internal funds' transfer pricing.

Exposure to liquidity risk

Key indicators used by UniCredit Bank S.A. for measuring liquidity risk are:

- the daily short-term liquidity report, through which cash inflows and outflows mainly coming from inter-bank transactions are monitored;
- the structural liquidity ratios/gaps, used to assess the proportion of medium-long term assets sustained with stable funding;
- regulatory indicators: UniCredit Bank S.A has to comply with the limits imposed by National Bank of Romania, such as the liquidity indicator calculated according to NBR Regulation no. 25/2011 and the Liquidity coverage ratio, calculated according with to the provisions of Regulation 575/2013 and Regulation no. 61/2015;
- other key indicators for the management of liquidity and funding needs used to assess the liquid assets, the concentration of funding and the way in which loans to customers are sustained by commercial funds.

UniCredit Group sets the limit and triggers levels for the main indicators used to measure the liquidity risk and, in case a breach is observed or anticipated, specific requested actions are taken for correcting the structure of the asset and liability mix of UniCredit Bank S.A.

Regular stress testing assessments are performed in order to evaluate the liquidity position of UniCredit Group. In case of a deteriorating position, liquidity stress tests are one of the main metrics in order to support management's decisions before and also during stress situations. Liquidity stress test results are useful in order to assess the "right" sizing and composition of a liquidity buffer on a regular basis. As such,

liquidity stress testing serves as an essential tool of assessment of the liquidity risk in an on-going basis, rather than in a crisis situation only.

1.1.8.5. Operational risk

Operational risk means the risk of loss resulting either from the use of inadequate or failed internal processes, people and systems or from external events. Operational risk includes legal risk, but excludes strategic and reputational risk.

Legal risk is the risk of losses as a result of fines, penalties and sanctions for which the credit institution is liable due to failure to apply or deficiently applying legal or contractual provisions, as well as due to the fact that contractual rights and obligations of the bank and / or counterparty are not appropriately provided.

The operational risk management framework within UniCredit Bank S.A. is well structured and involves relevant factors in promoting a culture favorable to communication, management and control of operational risk. Operational risk, including all its sub categories, is managed in accordance with the requirements of the regulatory framework that includes the identification, assessment, mitigation, reporting and control of operational risks.

For certain subcategories of operational risk (e.g.: IT risk, fraud risk, risk associated with outsourced activities, conduct risk or legal risk), the framework includes regulations and tools specially designed for administration and control, as well as the permanent involvement of organizational structures with specific responsibilities assigned in this regard.

The framework is supported by the existence of an independent function dedicated to operational risk, by a structure of relevant committees and by a system of reporting operational risk to the Management of the Bank.

The operational risk management system is integrated into the internal processes defined for the management of significant risks. The main tools used for identification, assessment, monitoring, mitigation, reporting of operational risk, are: loss data collection and analysis, risk indicators monitoring, scenario analysis, Permanent Workgroup analyses, evaluations of processes and activities from the perspective of operational risk, mitigation actions definition (independently or as part of the previously mentioned tools), management and Group reporting. Moreover, products, projects and internal regulations are analyzed before approval and implementation and feedback and advice is provided by all relevant areas within the Bank.

1.1.8.6. Reputational Risk

Reputational risk is the current or prospective risk to earnings and capital arising from adverse perception of the image of the Bank on the part of customers, counterparties, shareholders/investors, regulators or employees (stakeholders).

In particular, it is the risk arising from negative perception of customers, counterparties, shareholders, investors, debt-holders, market analysts, other relevant parties (such as civil society - NGOs, media, etc) or regulators that can adversely affect the ability to maintain existing, or establish new business relationships and continued access to sources of funding.

UniCredit Bank S.A. has implemented a series of policies, processes, methods, specific indicators and systems for controlling the reputational risk, in order to evaluate, monitor, reduce and report periodically to relevant bodies.

1.1.8.7. Business Risk

Business risk is defined as adverse, unexpected changes in business volume and/or margins that are not due to credit, market and operational risks. It can lead to serious losses in earnings, thereby diminishing the market value of a company.

Business risk can result above all from a serious deterioration in the market environment, changes in the competitive situation or customer behavior, but may also result from changes in the legal framework.

1.1.8.8. Real Estate Risk

Real Estate Risk is defined as potential losses in market value resulting from market fluctuations of UniCredit Bank's own real estate portfolio.

1.1.8.9. Strategic Risk

The risk of suffering potential losses due to decisions or radical changes in the business environment, improper implementation of decisions, lack of responsiveness to changes in the business environment, with negative impact on the risk profile and consequently on capital, earnings as well as the overall direction and scope of a bank on the long term.

1.1.8.10. Risk of Excessive Leverage

Risk of excessive leverage represents the risk resulting from the Bank's vulnerability due to leverage or contingent leverage that may require unintended corrective measures to its business plan, including distressed selling of assets which might result in losses or in valuation adjustments to its remaining assets.

1.1.8.11. Inter-concentration Risk

Within UniCredit Bank S.A., the following approaches relating to concentration risk are applicable:

- Intra-risk concentration risk is considered in the risk management processes for each significant risk
- The risk of inter-concentration is considered both in the risk management processes for individual risks and integrated when performing stress testing and evaluation of capital adequacy

1.1.9. Main events, factors of uncertainty that can affect the Group's liquidity compared to previous year

The Romanian economy grew by about 1.4%yoy in 2023, at a significantly slower pace as compared to 4.6% recorded in 2022. The supply-chain bottlenecks and the prolongation of the conflict in the region, which determined the increase of the energy and food prices, as well as the lower external demand, weigh down on Romania's industrial output and exports. Among the sectors that performed well in 2023, the main contributors to GDP growth were the agriculture, IT&C services and constructions, while two important sectors, manufacturing and retail trade, had a negative contribution to GDP. In 2023, the investments became the main contributor to GDP growth, while consumption had a lower contribution, affected by the high inflation and interest rates. The net exports had a positive contribution to GDP, while the inventories had a significant negative contribution.

The investments had been supported by the EU funds available under the Recovery and Resilience Fund (RRF), locally named the National Recovery and Resilience (PNRR). Within PNRR, Romania can access up to EUR 29.2bn during 2021-2027 period, approx. EUR 2bn in grants and EUR 1bn in loans every six months, the equivalent of 2% of GDP each year. Until present, Romania received about EUR 9bn as pre-financing (loans and grants) and another amount of EUR 2.6bn should be received in 2024. In our baseline scenario, we revised slightly down the forecast for the economic growth to around 3% in 2024. The investments should remain the main growth driver, sustained by the large amount of EU funds available, while the private consumption is expected to recover helped by the real wage growth, the higher pensions and the government transfers.

The government plans to cut the budget deficit by 2024 closer to the 3% of GDP target agreed with the European Union, will be postponed, the fiscal tightening being possible only after the elections. We are expecting the budget deficit to decline to 6% of GDP in 2024 and 4.6% of GDP in 2025. We are estimating the public debt will increase moderately to above 50% of GDP, by about 1pp per year, in 2024 and 2025, with Romania preserving the investment grade rating.

In Romania, the annual inflation increased significantly starting 4Q 2021, triggered by several supply-side shocks at the global level, the liberalization of the local electricity market for household consumers in July 2021 and the war between Russia and Ukraine, which started in February 2022, events that strongly disturbed the global energy and commodities markets. The headline inflation increased rapidly in the first half of 2022 reaching a maximum of 16.8% in November 2022. In 2023 the local energy and food market improved to a certain degree following the better conditions in the supply chains, the lower oil price (down at an avg. 79 USD/barrel in December), as well as the legislative cap on energy and basic food prices introduced by the government. The annual inflation declined to a single digit starting July 2023 and to

6.6%yoy in December 2023, due to a base effect of food and energy prices.

Romania was among the most affected countries in CEE region by the increase in the food prices, due to a high weight of food in the consumer basket (over 30%). The food prices remained in double digits by the end of September 2023 (+10.4%yoy), then declined below 6% in December 2023. In H2 2023 the disinflation process benefited by a base effect and also by the EGO adopted by the government in June 2023 introducing a 20% cap on the retailers' profit margins for 14 basic food products, applicable starting August 1st, 2023 and prolonged by December 31st, 2023. Moreover, the government increased the gross minimum monthly wage to RON 3,300 starting October 1st, 2023.

We expect the annual inflation to remain quite high, above 6.0% in December 2024, remaining outside the target band (2.5% +/-1pp) over the next two years, as the consumer demand will remain quite strong in the election year 2024 and after elections, in 2025, we are expecting tax rises and higher electricity prices once the capping expires.

Aiming to fight the exceptionally high inflation, BNR tightened the monetary policy, by gradually increasing the key rate starting October 2021, from the record low 1.25%, up to 7.00% in January 2023. We expect NBR to start the rate cuts in 2H 2024, only if the government has a credible path to the fiscal adjustment. While we expect 1pp in cuts to 6% this year, the scope is narrowing the longer it takes to reduce the budget deficit.

Even if the NBR starts cutting later than its regional peers, financial conditions will not be tighter because the Romanian central bank allowed interbank rates to fall close to the overnight deposit rate of 6% by allowing excess liquidity to remain in the market.

The main interbank money market rates continued to decline gradually in 2023 up to 6.22% (Dec average), supported by the easing of liquidity conditions. We are expecting to further decline by about 1pp by the end of 2024. The yields on government securities declined by about 2pp in 2023 to an 6.2% average for 10Y state securities triggered by the improvement in the global financial market sentiment and in the risk perception towards the region.

The EUR-RON exchange rate depreciated to an average 4.9465 in 2023 as compared to an average 4.9303 in 2022, while it ended the year on a depreciation trend, at an average above 4.97 in November and December. The Romanian leu remains one of the most stable currencies in CEE, supported by the Central Bank's policy, which is using the exchange rate as an anti-inflationary anchor. In 2024, we expect EUR-RON to move into a 5.00-5.10 range, returning to 0.1 RON depreciation per year, once the inflation is on a clear downward path. Romania's structural imbalances, respectively the high current account and fiscal deficits, are in favor of a gradual depreciation of the national currency. We expect the current account deficit to decline at 6.4% of GDP in 2023 and 5.2% of GDP in 2024 (vs. 9.3% of GDP in 2022). On the deposits' side, the total savings of the residents slowed down to 7.1% as of November 2022 (vs. 13.4%yoy in 2021), as both the private individuals and companies spent part of their savings due to high inflation.

Lending slowed down in 2023 at 6.5%yoy, from 12.1% in 2022, due to both components, the RON lending at 5.8%yoy (vs. 6.6%yoy in 2022), while the foreign currency decelerated to 7.9%yoy (vs. 26.7%yoy in 2022 when it was stimulated by the post-pandemic recovery of the economy). The pace of lending to companies halved at 11%yoy (vs. +20.2% in 2022), while the one of the loans to individuals was 3 times slower at 1.4%yoy in 2023 (vs. 4.3%yoy in 2022). On the deposits' side, the total savings of the residents accelerated to 11.8%, from 7.1% in 2022, fully due to RON deposits stimulated by the higher interest rates, while the foreign currency deposits declined. Both the deposits from private individuals and from companies accelerated to about 12%yoy.

The NPL ratio at the banking sector level remained on a declining trend, at 2.61% as of September 2023 (vs. 2.82% as of September 2022).

2. Tangible and intangible assets of the Group

2.1. Presentation and analysis of the effects on the financial position of the Group regarding the capital expenditures, current or in advanced, compared to those related to the same reporting period of the previous year

Tangible and intangible assets of the UniCredit Romania Group (net amount) were in the amount of RON mio 850 as of 31 December 2023 (including assets representing right of use from IFRS 16), compared to RON mio 742 as of 31 December 2022, relatively stable evolution.

2.2. Description of the location and characteristics of production capacities owned by the Bank

As of 31 December 2023, UniCredit Bank S.A owned the following buildings in which it is performing its activity through its branches: Bucuresti („Norilor”, „Victoria”, „Traian”, „SMBU”, „SMB2”, „Magheru”, branches), „Calafat”, „Focsani”, „Satu-Mare”, „Craiova”, „Pitesti”, „Oradea”, „Piatra Neamt”, etc..

2.3. Mention of potential problems related to property rights over the Bank's tangible assets

There are no problems related to property rights.

3. Capital Market for the bonds issued by the Bank/Group

3.1. Description of the market in Romania and other countries on where the issued bonds are traded

In July 2017, UniCredit Bank S.A issued RON denominated medium and long term bonds listed on the Bucharest Stock Exchange with a nominal value of 10,000 RON/bond and maturities in 2020, 2022 and 2024. As of 31.12.2023 there is one remaining bond out of the three instruments issued in 2017.

- Symbol UCB24, ISIN ROUCTBDBC048, number of instruments 18,350, floating rate ROBOR 6M + 1.05%, interest coupon half-yearly payable and redemption date on 15 July 2024. Out of 14 interest coupons of this bond issue, the first 12 coupons have been paid to the bond holders.

In December 2022, UniCredit Bank S.A issued 977 RON denominated medium and long term bonds with a nominal value of 500,000 RON per piece and listed on the Bucharest Stock Exchange in January 2023:

- Symbol UCB27, ISIN R03WU5H09299, number of instruments of 977, coupon rate 9.07% and a maturity of 5 years.

In November 2023, UniCredit Bank S.A issued 960 RON denominated medium and long term bonds with a nominal value of 500,000 RON per piece and listed on the Bucharest Stock Exchange in December 2023:

- Symbol UCB28, ISIN ROG0M1EGXBN8, number of instruments of 960, coupon rate 7.82% and a maturity of 5 years.

Information regarding the bonds presented above can be found on the Bucharest Stock Exchange website:

<https://www.bvb.ro/FinancialInstruments/Details/FinancialInstrumentsDetails.aspx?s=UCB24>

<https://www.bvb.ro/FinancialInstruments/Details/FinancialInstrumentsDetails.aspx?s=UCB27>
[BVB - Obligatiuni UCB28 UniCredit Bank bonds](#)

3.2. Description of the way the Bank settle the obligations to the holders of those securities

The coupon payments are made in accordance with the provisions of the Chapter „Bonds terms and conditions”, paragraph **9 Payments** in the „BONDS ISSUE PROSPECTUS” published on the Financial Supervision Authority’s website.

(<http://www.asfromania.ro>) – direct link:

(<http://www.asfromania.ro/supraveghere/supraveghere-capital/emitenti-capital-supraveghere/oferte-publice-capital-supraveghere/prospecte-amendamente/1891-prospectele-amendamentele-certificatele-pentru-ofertele-de-vanzare-aprobate-de-a-s-f-c-n-v-m>).

UniCredit Bank S.A. signed in August 2017 Service Contracts with the Central Depository and has the status of paying agent for its own issued bonds.

3.3. Description of the Bank's policy regarding dividends

General Meeting of Shareholders approved the proposal for the distribution of the Bank's net profit for the year 2023 in the amount of 1,294 RON, calculated and presented in the Consolidated and Individual Financial Statements prepared in accordance with the International Financial Reporting Standards applicable to credit institutions based on the Order issued by the Governor of the National Bank of Romania no. 27/2010, as follows:

a. the establishment of a reserve in the amount of 40,149,449.00 lei related to the profit reinvested in the 2023 financial year, for which the Bank applied the profit tax exemption, in accordance with art. 22 of Law no. 227/2015 regarding the Fiscal Code;

b. the distribution of dividends in the amount of 963,004,128.91 lei, which will be paid no later than June 30, 2024, proportional to each shareholder's share in the Bank's paid-up capital;

the reinvestment of the remaining net profit in a total amount of 290,722,676.84 lei in order to increase the capital base and the solvency rate of the Bank in the amount of 40,149 thousand lei to the reinvested profit reserve (exempted from paying the profit tax according to art. 22 of Law 227/2015).

Reserves for general banking risks include amounts set aside for future losses and other unforeseen risks or contingencies. These reserves are not distributable.

4. Changes which impact the Shareholders equity and Management of the Bank

4.1. Changes in the administration of the Bank

On 17th of April 2008, General Meeting of Shareholders adopted the dual tier governance system, through which the management of UniCredit Bank SA is ensured by the Management Board, respectively by Supervisory Board, Management Board members not being able to be in the same time members of the Supervisory Board.

Presentation of the Supervisory Board members as of 31 December 2023

1. **Pasquale Giamboi** - Chairman of Supervisory Board;
2. **Zeynep Nazan Somer Ozelgin** - Member of Supervisory Board;
3. **Huseyin Faik Acikalin** - Member of Supervisory Board;
4. **Riccardo Roscini** - Vice-Chairman of Supervisory Board;
5. **Graziana Mazzone** - Member of Supervisory Board.
6. **Teodora Aleksandrova Petkova** - Member of Supervisory Board

Presentation of the Management Board members as of 31 December 2023

1. **Alina Mihaela Lupu** - Executive President (CEO), President of Management Board;
2. **Feza Tan** - First Executive Vice-President, Member of Management Board;
3. **Andrei Bratu** - Executive Vice-President, Member of Management Board;
4. **Cengiz Arslan** - Executive Vice-President, Member of Management Board;
5. **Antoaneta Curteanu** - Executive Vice-president, Member of Management Board;
6. **Raluca-Mihaela Popescu-Goglea** - Executive Vice-president, Member of Management Board;
7. **Dimitar Todorov** - Executive Vice-president, Member of Management Board;

During 2023, there have been the following changes in the governing bodies of UniCredit Bank regarding:

Changes in Supervisory Board composition between 01.01.2023-31.12.2023:

- Approval, by OGSM held on 21.02.2023, of the prolongation of:

- the mandate of **Mr. Riccardo Roscini** as member of the Supervisory Board (currently holding the position of Vice-Chairman of Supervisory Board) for a period of 3 (three) years, starting with February 21, 2023 until February 21, 2026.
- the mandate of **Mrs. Zeynep Nazan Somer Ozelgin** as member of the Supervisory Board for a period of 3 (three) years, starting with February 21, 2023 until February 21, 2026.
- the mandate of **Mrs. Graziana Mazzone** as member of the Supervisory Board for a period of 3 (three) years, starting with February 21, 2023 until February 21, 2026
- Approval, by OGSM held on 27.03.2023 of Mrs. Tina Pogacic's appointment as member of the Supervisory Board of the Bank for a mandate of 3 years, from 27.03.2023 until 27.03.2026
- Acknowledgement, by SB held on 02.11.2023, of the candidacy withdrawal of Mrs. Tina Pogacic from the position as designated Member of the Supervisory Board of UniCredit Bank S.A.(following her withdrawal from the candidacy for the position as designated member of the Supervisory Board of UniCredit Bank S A, due to personal reasons.

Changes in Management Board composition between 01.01.2023-31.12.2023:

- Acknowledgement, by SB held on 06.04.2023, of the termination of the mandate of Mr. Rasvan Radu as CEO, starting with 17.04.2023
- The approval, by SB held on 03.03.2023, of the prolongation of the Management Board mandate starting from 17th of April 2023 until 17th of April 2026
- The approval, by SB held on 03.03.2023 of the prolongation, starting from 17th of April 2023 until 17th of April 2026, of the following Members of the Management Board:

Name	Role in Management Board	Coordinated Division
Mrs. Feza Tan	First Executive Vice-President	Deputy CEO
Mr. Andrei-Florin Bratu	Executive Vice-President	Risks Management
Mrs. Raluca Popescu-Goglea	Executive Vice-President	Corporates
Mrs. Antoaneta Curteanu	Executive Vice-President	Retail
Mrs. Diana Ciubotariu	Executive Vice-President	Legal
Mr. Dragos Birlog	Executive Vice-President	Compliance
Mr. Dimitar Todorov	Executive Vice-President	CFO

- Acknowledgement, by SB held on 03.03.2023, of the termination of the mandate of Mr. Carlo Driussi as Member of the Bank's Management Board, Executive Vice-President (Chief Operating Office), as of April 17, 2023, following expiry of his mandate
- The appointment, by SB held on 03.03.2023, of Mr. Cengiz Arslan as a new Member of Management Board, Executive Vice-President, COO
- The approval, by SB held on 29.06.2023, of the change, starting on 01.08.2023, of Mrs. Diana Ciubotariu, from the position of Member of the Board, Executive Vice President, Coordinator of the Legal Division to the key position of Director of the Legal Department
- The approval, by SB held on 29.06.2023, of the change, starting on 01.08.2023, of Mr. Dragoş-Marian Bîrlog from the position of Member of the Board, Executive Vice President, Coordinator of the Compliance Division to the key position of Director of the Compliance Division
- Appointment by SB held on 29.06.2023 of Mrs. Mihaela-Alina Lupu as Executive President of Management Board of UniCredit Bank S.A. (CEO).

There are no litigations or administrative proceedings in the Bank's records regarding the members of the Supervisory Board or the Management Board of UniCredit Bank.

4.2. Increase of share capital. Changes in the shareholders' equity of the Bank

As of December 31 2023, the share capital of UniCredit Bank S.A. is of RON 455,219,478.30, consisting of 48,948,331 ordinary shares (same number as for 31 December 2022), with a face value of RON 9.30 /share and a share premium of RON 75.93 /share. The total value of the share premium is RON thousands 621,680.

As of December 31, 2023, UniCredit Bank SpA, the main shareholder of UniCredit Bank S.A. owns 98.63% of UniCredit Bank S.A. social capital (same as in 31 December 2022).

As of December 31, 2023, the Shareholders structure was as follows:

Shareholder	Shares' number	Value (RON)	%
UniCredit S.p.A.	48,277,621	448,981,875,30	98,6298
Romanian Individuals	624,468	5,822,292,90	1,2758
Romanian Legal Entities	21,606	200,935,80	0,0441
Foreign Individuals	17,296	160,852,80	0,0353
Foreign Legal Entities	7,340	68,262,00	0,0150
TOTAL	48,948,331	455,219,478,30	100,0000

The shareholders' structure of the Bank is as follows:

%	31.12.2023	31.12.2022
UniCredit SpA	98.63	98.63
Others investors	1.37	1.37
Total	100.00	100.00

The structure of the capital is as follows:

RON thousands	31.12.2023	31.12.2022
Statutory social capital	455,219	455,219
IAS 29 – Hyperinflation effect	722,529	722,529
Social capital as per IFRS	1,177,748	1,177,748

2023 Annual Report as per FSA Regulation 5/2018

5. Consolidated and separate financial statements

5.1. Assets, Liabilities and Equity statements

The structure and the evolution of the main categories of assets, liabilities and equity of the UniCredit Group are presented below:

In RON thousands	Group			Bank		
	31.12.2023	31.12.2022	31.12.2021	31.12.2023	31.12.2022	31.12.2021
Assets:						
Cash and cash equivalents	20,106,053	16,456,169	11,269,108	20,105,745	16,455,940	11,269,028
Financial assets at fair value through profit or loss	97,712	214,714	259,355	97,712	214,714	259,355
Derivatives assets designated as hedging instruments	242,560	310,229	12,249	242,560	310,229	12,249
Placements with banks at amortized cost	142,096	399,455	493,611	142,096	399,455	493,611
Loans and advances to customers at amortized cost	36,196,421	32,849,251	29,395,410	33,892,452	31,054,544	27,427,573
Net lease receivables	4,305,696	3,788,693	3,635,303	7,300	11,342	-
Held-to-maturity investments	9,647,214	8,856,966	7,950,629	9,647,214	8,856,966	7,950,629
Other financial assets at amortized cost	558,257	319,475	241,250	497,953	250,620	209,956
Financial assets at fair value through other comprehensive income	2,026,525	1,922,518	1,677,415	2,016,760	1,920,172	1,675,069
Investment in subsidiaries	-	-	-	143,116	143,116	143,116
Property and equipment	171,348	179,752	194,583	169,000	176,415	186,624
Right of use assets	254,151	199,230	168,672	242,889	181,355	162,870
Intangible assets	424,876	362,782	300,752	406,108	344,366	284,598
Current tax assets	22,059	8,109	568	-	-	-
Deferred tax assets	57,961	163,726	142,887	49,686	73,999	59,683
Other assets	419,432	175,767	218,841	51,504	50,866	41,138
Total assets	74,672,361	66,206,836	55,960,633	67,712,095	60,444,099	50,175,499

2023 Annual Report as per FSA Regulation 5/2018

In RON thousands	Group			Bank		
	31.12.2023	31.12.2022	31.12.2021	31.12.2023	31.12.2022	31.12.2021
Liabilities:						
Financial liabilities at fair value through profit or loss	120,253	176,965	32,129	120,253	176,966	32,129
Derivatives liabilities designated as hedging instruments	202,404	262,514	66,812	202,404	262,514	66,812
Deposits from banks	1,240,982	1,050,418	666,990	1,240,982	1,050,418	666,990
Loans from banks	6,406,673	5,653,932	3,995,917	584,966	849,329	570,921
Deposits from customers	50,955,312	45,310,940	39,985,660	51,002,566	45,404,198	40,069,143
Debt securities issued	4,002,296	3,502,834	2,491,879	4,002,296	3,502,834	1,014,391
Other financial liabilities at amortized cost	1,185,038	1,307,973	508,155	1,149,294	1,239,449	434,967
Subordinated liabilities	952,073	945,604	944,183	842,632	836,761	835,325
Lease liabilities	255,803	198,403	168,791	250,414	193,362	164,895
Current tax liabilities	18,736	24,969	41,468	18,546	24,969	35,135
Provisions	206,162	250,064	220,124	226,903	250,737	216,201
Other non-financial liabilities	346,087	279,645	293,778	207,970	176,914	171,771
Total liabilities	65,891,819	58,964,261	49,415,886	59,849,226	53,968,451	44,278,680

In RON thousands	Group			Bank		
	31.12.2023	31.12.2022	31.12.2021	31.12.2023	31.12.2022	31.12.2021
Equity:						
Share capital	1,177,748	1,177,748	1,177,748	1,177,748	1,177,748	1,177,748
Share premium	621,680	621,680	621,680	621,680	621,680	621,680
Cash flow hedging reserve	(6,506)	(7,501)	(33,407)	(6,506)	(7,501)	(33,407)
Reserve on financial assets at fair value through other comprehensive income	(13,185)	(108,424)	(10,389)	(19,416)	(108,424)	(10,389)
Revaluation reserve on property and equipment	22,500	17,177	14,122	22,500	17,177	14,122
Other reserves	432,942	399,973	365,616	432,942	399,973	365,616
Retained earnings	6,369,744	4,981,500	4,262,398	5,633,921	4,374,995	3,761,449
Total equity for parent company	8,604,923	7,082,153	6,397,768	7,862,869	6,475,648	5,896,819
Non-controlling interest	175,619	160,422	146,979	-	-	-
Total equity	8,780,542	7,242,575	6,544,747	7,862,869	6,475,648	5,896,819
Total liabilities and equity	74,672,361	66,206,836	55,960,633	67,712,095	60,444,099	50,175,499

2023 Annual Report as per FSA Regulation 5/2018

At the end of 2023, total assets of the Group were RON thousands 74,672,361, compared to RON thousands 66,206,836 as of 31 December 2022 (increase by 12.79%).

The main significant changes (increase/decrease) within the UniCredit Group assets were for the following categories:

- **Loans and advances to customers:** increase by RON thousands 3,347,170 (+10.20%) from RON thousands 32,849,251 in December 2022 to RON thousands 36,196,421 in December 2023.
- **Financial assets at fair value through other comprehensive income:** increase by RON thousands 104,007 (5.40%) from RON thousands 1,922,518 in December 2022 to RON thousands 2,026,525 in December 2023.
- **Cash and cash equivalents:** increase by RON thousands 3,649,884 (+22.20%) from RON thousands 16,456,169 in December 2022 to RON thousands 20,106,053 in December 2023.
- **Net lease receivables:** increase by RON thousands 517,003 (+13.60%) from RON thousands 3,788,693 in December 2022 to RON thousands 4,305,696 in December 2023.
- **Financial assets at fair value through profit or loss:** decrease by RON thousands 117,002 (-54.50%) from RON thousands 214,714 in December 2022 to RON thousands 97,712 in December 2023.

The main significant changes (increase/decrease) of Group liabilities/equity positions were for the following categories:

- **Derivatives liabilities designated as hedging instruments:** decrease by RON thousands 60,110 (-22.90%) from RON thousands 262,514 as at 31 December 2022 to RON thousands 202,404 as at 31 December 2023.
- **Deposits from banks:** increase by RON thousands 190,564 (+18.10%) from RON thousands 1,050,418 at 31 December 2022 to RON thousands 1,240,982 at 31 December 2023.
- **Loans from banks and other financial institutions at amortized cost:** increase by RON thousands 752,741 (+13.30%) from RON thousands 5,653,932 at 31 December 2022 to RON thousands 6,406,673 at 31 December 2023.
- **Deposits from customers:** increase by RON thousands 5,644,372 (+12.50%) from RON thousands 45,310,940 at 31 December 2022 to RON thousands 50,955,312 at 31 December 2023.
- **Debt securities issued:** increase by RON thousands 499,462 (+14.30%) from RON thousands 3,502,834 in 31 December 2022 to RON thousands 4,002,296 at 31 December 2023.
- **Other financial liabilities at amortized cost:** decrease by RON thousands 122,935 (9.40%) from 1,307,973 at 31 December 2022 to RON thousands 1,185,038 at 31 December 2023.
- **Lease liabilities:** increase by RON thousands 57,400 (+28.90%) from RON thousands 198,403 (31 December 2022) to RON thousands 255,803 (31 December 2023).
- **Provisions:** decrease by RON thousands 43,902 (-17.60%) from RON thousands 250,064 at 31 December 2022 to RON thousands 206,162 at 31 December 2023.

2023 Annual Report as per FSA Regulation 5/2018

5.2. Income statement

Income statement for UniCredit Group and UniCredit Bank S.A. is presented below:

In RON thousands	Group			Bank		
	2023	2022	2021	2023	2022	2021
Interest income using EIR	3,720,308	2,428,686	1,563,024	3,399,485	2,158,078	1,266,445
Other interest income	246,577	142,630	130,503	15	10	-
Interest expense	(1,859,985)	(897,030)	(327,379)	(1,584,043)	(772,856)	(202,677)
Net interest income	2,106,900	1,674,286	1,366,148	1,815,457	1,385,232	1,063,768
Fee and commission income	827,876	680,157	574,290	749,236	621,832	519,788
Fee and commission expense	(334,880)	(252,427)	(187,107)	(316,951)	(237,423)	(173,517)
Net fee and commission income	492,996	427,730	387,183	432,285	384,409	346,271
Net income from instruments at fair value through profit and loss	424,639	347,676	325,423	424,701	347,795	325,436
Net gain/(loss) from foreign exchange	85,044	46,155	14,577	65,217	23,494	(7,760)
Fair value adjustments in hedge accounting	(7,616)	10,799	(651)	(7,616)	10,799	(651)
Net gain/(loss) from derecognition of financial assets measured at amortised cost	93,229	20,596	1,286	83,005	8,759	851
Net gain/(loss) from derecognition of financial assets measured at FVTOCI	(11,979)	-	28,879	(11,979)	-	28,879
Dividend income	3,868	3,196	2,229	3,868	33,184	2,229
Other operating income	12,540	8,780	9,451	12,780	12,577	10,680
Operating income	3,199,621	2,539,218	2,134,525	2,817,718	2,206,249	1,769,703
Personnel expenses	(566,521)	(525,288)	(467,557)	(500,259)	(463,572)	(412,116)
Depreciation and impairment of tangible assets	(105,279)	(109,209)	(100,520)	(96,996)	(100,048)	(92,663)
Amortization and impairment of intangible assets	(63,272)	(60,946)	(58,813)	(56,700)	(55,166)	(53,946)
Other administrative costs	(434,778)	(398,782)	(343,527)	(400,423)	(370,212)	(316,629)
Other operating costs	(32,262)	(17,355)	(38,329)	(21,549)	(11,072)	(10,711)

2023 Annual Report as per FSA Regulation 5/2018

In RON thousands	Group			Bank		
	2023	2022	2021	2023	2022	2021
Operating expenses	(1,202,112)	(1,111,580)	(1,008,746)	(1,075,927)	(1,000,070)	(886,065)
Net impairment losses on financial instruments	(293,577)	(276,609)	(186,984)	(212,789)	(187,669)	(118,814)
Losses on modification of financial assets	65	207	(123)	65	207	(123)
Net operating income	1,703,997	1,151,236	938,672	1,529,067	1,018,717	764,701
Net impairment losses on non-financial assets	(449)	9,842	(11,449)	(449)	9,842	(11,449)
Net provision gains/ (losses)	(967)	4,108	25,917	(99)	(2,163)	921
Net gains/(loss) from other activities	-	-	(325)	-	-	78
Profit before tax	1,702,581	1,165,186	952,815	1,528,519	1,026,396	754,251
Income tax expense	(264,198)	(167,287)	(147,164)	(234,643)	(147,156)	(114,945)
Net profit for the year	1,438,383	997,899	805,651	1,293,876	879,240	639,306
Attributable to:	-	-	-	-	-	-
Equity holders of the parent company	1,423,187	984,455	779,531	-	-	-
Non-controlling interests	15,196	13,444	26,120	-	-	-
Net profit for the year	1,438,383	997,899	805,651	1,293,876	-	-

2023 Annual Report as per FSA Regulation 5/2018

5.3. Cash flow statements

The structure of cash flows is summarized by the statement of cash flows:

In RON thousands	Group			Bank		
	2023	2022	2021	2023	2022	2021
Operating activities						
Profit / (Loss) before taxation	1,702,581	1,165,186	952,815	1,528,519	1,026,396	754,251
Adjustments for non-cash items:						
Depreciation and amortization of property, plant and equipment and of intangible assets	168,551	169,822	159,333	153,696	155,212	146,609
Net impairment losses on financial assets	407,734	312,009	271,479	301,957	222,485	203,562
Fair value (gain)/loss on derivatives and other financial assets held for trading	40,765	47,281	1,797	40,765	47,281	1,797
Other items for which the cash effects are investing or financing	45,948	53,013	101,433	16,719	993	17,775
Accrued interest and unwinding effect	100,116	45,926	88,901	78,224	44,914	82,598
Impairment of assets and provisions	(17,053)	88,976	70,829	(18,716)	21,531	35,283
FX impact	(46,283)	32,250	104,958	(56,691)	32,348	110,226
Other non-cash items	45,961	(70,168)	(26,957)	11,861	(29,511)	9,528
Operating profit before changes in operating assets and liabilities	2,448,320	1,844,295	1,724,588	2,056,334	1,521,649	1,361,629
Change in operating assets:						
(Decrease)/Increase in financial assets at fair value through profit and loss	52,115	102,023	208,686	52,115	102,023	208,686
Acquisition of debt instruments at amortized cost	(740,261)	(861,100)	(1,767,886)	(740,261)	(861,100)	(1,767,886)
(Decrease)/Increase in loans and advances to banks	255,982	95,485	(276,750)	255,982	95,001	(280,887)
(Decrease)/Increase in loans and advances to customers	(3,689,868)	(3,762,234)	(4,427,580)	(3,073,840)	(3,855,224)	(5,347,061)
(Decrease)/Increase in lease investments	(548,075)	(183,508)	(246,588)	(7,260)	(11,305)	-
(Increase)/Decrease in other assets	(474,512)	(73,222)	(66,513)	(250,562)	(41,669)	(76,810)
Change in operating liabilities:						
(Increase)/Decrease in deposits from banks	187,563	382,540	71,938	187,563	382,540	71,938
(Decrease)/Increase in deposits from customers	5,299,988	5,224,225	3,678,686	5,467,316	5,161,250	3,445,611
(Increase)/Decrease in other liabilities	(81,045)	815,331	(30,213)	(88,664)	810,943	(25,085)
Income tax paid	(256,056)	(203,123)	(115,570)	(233,293)	(157,269)	(79,516)
Net cash from/ (used in) operating activities	2,454,151	3,380,712	(1,247,202)	3,625,430	3,146,839	(2,489,381)
Investing activities						
(Decrease)/Increase in financial assets at fair value through other comprehensive income	359,980	(354,592)	1,217,176	359,980	(354,592)	1,217,176
Proceeds on disposal of property, plant and equipment	1,243	246	-	1,243	171	-

2023 Annual Report as per FSA Regulation 5/2018

In RON thousands	Group			Bank		
	2023	2022	2021	2023	2022	2021
Acquisition of property, plant and equipment and intangible assets	(139,653)	(140,026)	(127,820)	(132,617)	(135,356)	(120,730)
Loss from sale of equity investments	-	-	(724)	-	-	-
Dividends received	4,305	3,463	2,301	4,305	33,451	2,301
Net cash used in investing activities	(134,911)	(490,909)	1,090,933	(127,875)	(456,326)	1,098,747
Financing activities						
Dividends paid	(704)	(231,745)	(229)	(704)	(231,745)	(229)
Proceeds from bonds issued	480,000	2,751,896	544,401	480,000	2,751,896	544,401
Payments of bonds issued	-	(1,768,432)	(8,279)	-	(280,500)	-
Repayments of loans from financial institutions	(3,349,718)	(1,347,756)	(2,341,878)	(264,648)	(218,175)	(216,317)
Drawdowns from loans from financial institutions	4,265,962	2,914,975	894,284	-	492,947	-
Repayment of the lease liabilities	(82,492)	(73,630)	(64,523)	(79,988)	(70,135)	(62,429)
Net cash from/ (used in) financing activities	1,313,048	2,245,308	(976,224)	134,660	2,444,288	265,426
Net increase/(decrease) in cash and cash equivalents	3,632,288	5,135,111	(1,132,493)	3,632,215	5,134,801	(1,125,208)
Cash and cash equivalents at 1 January - gross value	16,459,052	11,270,506	12,242,063	16,458,822	11,270,425	12,234,872
Effect of foreign exchange rate changes	20,848	53,435	160,936	20,842	53,596	160,761
Cash and cash equivalents at 31 December - gross value	20,112,188	16,459,052	11,270,506	20,111,879	16,458,822	11,270,425
Impairment allowance	(6,135)	(2,883)	(1,398)	(6,134)	(2,882)	(1,397)
Cash and cash equivalents at 31 December -net value	20,106,053	16,456,169	11,269,108	20,105,745	16,455,940	11,269,028
Cash flow from operating activities include:						
Interest received	3,809,279	2,420,080	1,661,460	3,300,754	2,052,992	1,273,694
Interest paid	(1,523,852)	(706,784)	(306,797)	(1,276,291)	(619,477)	(200,734)

6. ANNEXES

There are attached to the present report the following documents:

6.1. Changes in the Constitutive Deed

In the meeting of 27.03.2023, the Extraordinary General Meeting of Shareholders of UniCredit Bank S.A. decided:

-The amendment of art. 2 of the Articles of Incorporation of the Bank, which will have the following content:

“The Bank is incorporated as a Romanian closed joint-stock company, which carries out its activity under the applicable laws of Romania and the provisions herein.”

-The amendment of art. 6 of the Articles of Incorporation of the Bank, which will have the following content:

“The Bank has been established for an undetermined period of time. The General Meeting of Shareholders may decide to terminate the Bank’s activity in accordance with applicable law.”

The amendment of art. 30 of the Articles of Incorporation of the Bank, which will have the following content:

“30.1. In its current operations and in relation with third parties, the Bank will be bound by the signatures of any two members of the Management Board or by two employees empowered to this effect by any two members of the Management Board.

30.2. Without prejudice to the above, the Bank may be engaged, in certain operations and in the carrying on of certain relations with third parties, by the signature of a single employee designated: by the Management Board, by two members of the Management Board or by two employees of the Bank authorized for this purpose (i) if and as provided from time to time in the internal regulations of the Bank and (ii) only with regards to those operations and relations whose typology will be established with the unanimous consent of the Management Board members and confirmed by the agreement of the Supervisory Board.”

6.2. List of Bank’s subsidiaries and its controlled entities

The list of subsidiaries and of entities controlled by the Bank as of 31 December 2023 is presented in the Annex 2.

6.3. Related parties’ lists

The list of related parties is presented in the Annex 3.

6.4. Statements of the Supervisory Board and Management Board members regarding direct or indirect interests in entities

The statements of the Supervisory Board and Management Board members regarding direct or indirect interests in entities are presented in the Annex 4.

6.5. Annexes related to the members of the Supervisory Board and Management Board CVs

The CVs of the members of the Supervisory Board and Management Board are presented in the Annex 5.

6.6. Annexes related to changes in Supervisory Board and Management Board composition

The changes related to the Supervisory Board and Management Board composition are presented in the Annex 6.

6.7. Compliance statement

Statement of the Management Board Members that have assumed the responsibility for the preparation of the Consolidated Financial Statements as of 31 December 2023.

6.8. Financial statements and auditor’s report

Consolidated Financial Statements as of 31 December 2023 prepared in accordance with IFRS as endorsed by European Union and audited by the external independent auditor KPMG Audit SRL.

Mrs. Mihaela Lupu
Chief Executive Officer



Mr. Dimitar Todorov
Executive Vice-President



Annex 6.1.
Changes in the Constitutive Deed



**HOTĂRÂREA
ADUNĂRII GENERALE EXTRAORDINARE A ACȚIONARILOR**

UniCredit Bank S.A.

din data de 27.03.2023

Adunarea Generală Extraordinară a Acționarilor UniCredit Bank S.A., persoană juridică română organizată sub forma unei societăți pe acțiuni, administrată în sistem dualist, cu sediul social în București, Bulevardul Expoziției nr. 1F, sectorul 1, România, înregistrată în Registrul Bancar sub nr. RB-PJR-40-011/18.02.1999 și la Registrul Comerțului sub nr. J40/7706/1991, EUID: ROONRC J40/7706/1991, cod unic de înregistrare RO 361536, (denumită în continuare „Banca”), a fost convocată pentru data de **27.03.2023**, începând cu ora 10.00 World Trade Center București, situat în București, Piața Montreal, nr.10, sector 1, sala de conferințe "Montreal", în prezența acționarilor înscrși în Registrul acționarilor Băncii la data de referință **06.03.2023**, ce reprezintă **98,63 %** din totalul drepturilor de vot.

Adunarea Generală Extraordinară a Acționarilor a fost convocată în mod legal de către Directoratul Băncii prin publicarea convocatorului în Monitorul Oficial al României, partea a IV-a, 929 din data de 24.02.2023 și în ziarul „Adevărul” din data de 24.02.2023, precum și pe pagina de internet a Băncii, potrivit prevederilor art. 117 și art. 117² al. 2 din Legea nr.31/1990 privind societățile, republicată, cu modificările și completările ulterioare.

Asupra aspectelor înscrise la **punctul 1** pe ordinea de zi, Adunarea Generală Extraordinară a Acționarilor a aprobat, cu **99,99 %** din voturile acționarilor prezenți sau reprezentați la Adunarea Generală Extraordinară a Acționarilor Băncii:

1. Modificarea art. 2 din Actul Constitutiv al Băncii, care va avea următorul conținut:

“Banca este constituită sub formă de societate închisă pe acțiuni, care își desfășoară activitățile în conformitate cu legislația aplicabilă din România și cu dispozițiile prezentului Act Constitutiv.”

Asupra aspectelor înscrise la **punctul 2** pe ordinea de zi, Adunarea Generală Extraordinară a Acționarilor a aprobat, cu **99,99 %** din voturile acționarilor prezenți sau reprezentați la Adunarea Generală Extraordinară a Acționarilor Băncii:

2. Modificarea art. 6 din Actul Constitutiv al Băncii, care va avea următorul conținut:

„Durata Băncii este nedeterminată. Adunarea Generală a Acționarilor poate decide încetarea activității Băncii în conformitate cu legislația aplicabilă.”

UniCredit Bank S.A.

Bulevardul Expoziției nr. 1F,
Sector 1, București
Tel : 40 21 200 2000
e-mail: office@unicredit.ro

Banca membră a UniCredit Group, societate administrată în sistem dualist, cu sediul în România, București, Bulevardul Expoziției nr. 1F, sector 1, înregistrată în Registrul Comerțului sub nr. J40/7706/1991, în Registrul Bancar sub nr. RB-PJR-40-011/18.02.1999 și înregistrată la ANSPDCP cu modificarea nr. 10964, cod unic de înregistrare 361536, atribut fiscal RO, capital social subscris și versat 379.075.291,20 RON. Cod SWIFT: BACXROBU

Asupra aspectelor înscrise la **punctul 3** pe ordinea de zi, Adunarea Generală Extraordinară a Acționarilor a aprobat, **cu 99,99 %** din voturile acționarilor prezenți sau reprezentați la Adunarea Generală Extraordinară a Acționarilor Băncii:

3. Modificarea art. 30 din Actul Constitutiv al Băncii, care va avea următorul conținut:

„30.1. În operațiunile sale curente și în raporturile cu terții, Banca va fi angajată prin semnăturile oricăror doi membri ai Directoratului sau prin semnăturile a doi salariați ai Băncii împuterniciți în acest scop de către oricare doi membri ai Directoratului.

30.2 Fără a aduce atingere celor de mai sus, Banca va putea fi angajată, în anumite operațiuni și în derularea anumitor raporturi cu terții, prin semnătura unui singur salariat desemnat: de către Directorat, de către doi membri ai Directoratului sau de către doi salariați ai Băncii împuterniciți în acest scop (i) dacă și după cum se va prevedea din timp în timp în cuprinsul reglementărilor interne ale Băncii și (ii) doar în legătură cu acele operațiuni și raporturi a căror tipologie va fi stabilită cu acordul unanیم al membrilor Directoratului și confirmată prin acordul Consiliului de Supraveghere.”

Asupra aspectelor înscrise la **punctul 4** pe ordinea de zi, Adunarea Generală Extraordinară a Acționarilor a aprobat, **cu 99,99 %** din voturile acționarilor prezenți sau reprezentați la Adunarea Generală Extraordinară a Acționarilor Băncii:

4. Aprobarea împuternicirii Președintelui Executiv al Băncii și a oricăruia dintre Vicepreședinții Executivi ai Băncii să semneze orice documente ce vor fi întocmite în baza hotărârii Adunării Generale Extraordinare a Acționarilor, precum și să îndeplinească toate acțiunile și formalitățile necesare pentru înregistrarea și/sau publicarea hotărârii Adunării Generale Extraordinare a Acționarilor și/sau a oricăror documente, potrivit reglementărilor legale în vigoare. Președintele Executiv al Băncii și, respectiv, oricare dintre Vicepreședinții Executivi ai Băncii pot împuternici oricare 2 (doi) salariați ai Băncii pentru aducerea la îndeplinire a acestui mandat.

Redactată astăzi, 27.03.2023

Președinte de ședință a
Adunării Generale Extraordinare a
Acționarilor
Diana Ciubotariu

S.S. INDESCIFRABIL

Secretar de ședință

Elena Cristina Tudoraș

S.S. INDESCIFRABIL

UniCredit Bank S.A.

Bulevardul Expuziției nr. 1F,
Sector 1, București
Tel +40 21 200 2000
e-mail: office@unicredit.ro

Banca membra a UniCredit Group, societate administrată în sistem dualist, cu sediul în România, București, Bulevardul Expuziției nr. 1F, sector 1, înregistrată în Registrul Comerțului sub nr. J40/7706/1991, în Registrul Bancar sub nr. RB-PJR-40-01/17.02.1999 și înregistrată la ANSPDCP cu notificarea nr. 10964, cod unic de înregistrare 361536, atribuit fiscal RO, capital social subscris și versat 379.075.291,20 RON- Cod SWIFT: BACXROBU



ROMÂNIA
UNIUNEA NAȚIONALĂ A NOTARILOR PUBLICI
SOCIETATE PROFESIONALĂ NOTARIALĂ
"DURNESCU și Asociații"
Licența de funcționare nr.318/09.11.2022
Sediul: Str. Sfântul Ștefan nr.13B, Sector 2, Mun. București
Tel: 021.331.20.71 / 0723.288.948, Fax: 021.331.20.99
e-mail: secretariat@bnpdurnescu.ro

ÎNCHEIERE DE AUTENTIFICARE NR. 3556
ANUL: 2023, LUNA: MARTIE, ZIUA: 27

Eu, **IANACHIEVICI ANDRA-MIHAELA**, notar public, la cererea părții m-am deplasat la adresa din Mun. București, Piața Montreal, nr.10, Sector 1, sala de conferințe " Montreal", unde am găsit pe:

- **CIUBOTARIU DIANA**, cetățean ir.

, cunoscută personal de notar, în calitate de Președinte de Ședință al Adunării Generale Extraordinare a Acționarilor UniCredit Bank S.A. din data de 27.03.2023,

- **TUDORAȘ ELENA-CRISTINA**, cetățean le

, în calitate de Secretar de Ședință al Adunării Generale Extraordinare a Acționarilor UniCredit Bank S.A. din data de 27.03.2023,

care, după ce au citit actul, au declarat că i-au înțeles conținutul, că cele cuprinse în act reprezintă voința lor, au consimțit la autentificarea prezentului înscris și au semnat unicul exemplar.

În temeiul art. 12 lit. b) din Legea notarilor publici și a activității notariale nr. 36/1995, republicată, cu modificările ulterioare,

SE DECLARĂ AUTENTIC PREZENTUL ÎNSCRIS

S-a perceput onorariul de 350 lei plus TVA cu factura seria FV nr. 91522/2023.

NOTAR PUBLIC
IANACHIEVICI ANDRA-MIHAELA
S.S. Indescifrabil/L.S. Stampilă Notar

PREZENTUL DUPLICAT S-A ÎNTOCMIT ÎN 3 (TREI) EXEMPLARE, DE IANACHIEVICI ANDRA-MIHAELA, NOTAR PUBLIC, ASTĂZI, DATA AUTENTIFICĂRII ACTULUI ȘI ARE ACEEAȘI FORȚĂ PROBANTĂ CA ORIGINALUL.

NOTAR PUBLIC
IANACHIEVICI ANDRA-MIHAELA



Annex 6.2.

ist o Ban 's s idiaries and its controlled entities

Annex 2

The list of subsidiaries and entities controlled by the Bank

The list of UniCredit Bank SA's subsidiaries controlled as of 31 December 2023 consists of:

No.	Legal entity name	Shareholding (%)	Entity type	Sole fiscal code	Trade Register No.	General Banking/IFN Register No.
1	UniCredit Consumer Financing IFN S.A.	50.10%	Subsidiary – directly controlled	24332910	J40/13865/2008	RG-PJR-41-110247 RG-PJR-41-110065
2	UniCredit Leasing Corporation IFN S.A.	99.98%	Subsidiary – directly and indirectly controlled	14600820	J40/3396/2002	RG-PJR-41-110176 RS-PJR-41-110031
3	UniCredit Insurance Broker S.R.L*	99.98%	Subsidiary –indirectly controlled	15514018	J40/8111/2003	-

**) This legal entity is directly controlled by UniCredit Leasing Corporation IFN S.A*

Annex 6.3.
Related parties' lists

Annex 3

List of related parties

The list of UniCredit Bank SA's related parties as of 31 December 2023 consists of:

Curr. No.	Affiliate Part name	Affiliate Part Type
1	UNICREDIT BANK SA	Grup UniCredit
2	UNICREDIT BANK AUSTRIA AG	Grup UniCredit
3	UNICREDIT BANK AG, GERMANY	Grup UniCredit
4	UNICREDIT BANK AG SINGAPORE	Grup UniCredit
5	UNICREDIT BANK HUNGARY ZRT	Grup UniCredit
6	UNICREDIT SPA	Grup UniCredit
7	UNICREDIT BANK CZECH REP. AND SLOVAKIA	Grup UniCredit
8	UNICREDIT BANK AG, NEW YORK BRANCH	Grup UniCredit
9	UNICREDIT BANK CZECH REP. AND SLOVAKIA,SLOVAKIA	Grup UniCredit
10	UNICREDIT BULBANK AD	Grup UniCredit
11	UNICREDIT BANKA SLOVENIJA D D	Grup UniCredit
12	UniCredit SpA London Branch	Grup UniCredit
13	UNICREDIT BANK AG LONDON BRANCH	Grup UniCredit
14	ZAGREBACKA BANKA DD	Grup UniCredit
15	UNICREDIT BANK AG LONDON BRANCH	Grup UniCredit
16	UNICREDIT BANK AG, HONG KONG	Grup UniCredit
17	AO UniCredit Bank	Grup UniCredit
18	UNICREDIT BANK SERBIA JSC	Grup UniCredit
19	UniCredit Luxembourg SA	Grup UniCredit
20	FactorBank AG	Grup UniCredit
21	UNICREDIT BANK AUSTRIA AG VIENA SUCURSALA BUCUREST	Grup UniCredit
22	UniCredit Bank AG, G	Grup UniCredit
23	UNICREDIT SERVICES GMBH	Grup UniCredit
24	UNICREDIT LEASING FLEET MANAGEMENT SRL	Grup UniCredit
25	UNICREDIT LEASING CORPORATION IFN S.A.	Grup UniCredit
26	UNICREDIT INSURANCE BROKER S.R.L.	Grup UniCredit
27	UNICREDIT FACTORING S.p.A.	Grup UniCredit
28	UNICREDIT CONSUMER FINANCING IFN S.A.	Grup UniCredit
29	UNICREDIT BANK A.D. BANJA LUKA	Grup UniCredit
30	UNICREDIT FACTORING EAD	Grup UniCredit
31	UNICREDIT TURN - AROUND MANAGEMENT CEE GMBH	Grup UniCredit
32	UniCredit Factoring	Grup UniCredit
33	U.B.I.S. SCPA MILANO SUCURSALA BUCURESTI	Grup UniCredit
34	UNICREDIT INSURANCE MANAGEMENT CEE GMBH	Grup UniCredit
Nr. Crt	Denumire parte afiliata	Tip Parte Afiliata
35	YAPI KREDI FAKTORING	Grup UniCredit
36	ALLIANZ SE	Management / Corporate officer
37	AWP P&C SA	Management / Corporate officer

Annex 3

38	AWP P&C SAINT OUEN Sucursala Bucuresti	Management / Corporate officer
39	AWP P&C SA - SUCURSALA PENTRU AUSTRIA	Management / Corporate officer
40	ALLIANZ NEW EUROPE HOLDING GMBH	Management / Corporate officer
41	ALLIANZ TIRIAC ASIGURARI SA	Management / Corporate officer
42	ASIT SERVICES SRL	Management / Corporate officer
43	ALLIANZ TIRIAC SOC.DE ADMINISTRARE A FD.PENSII PRIVATE SA	Management / Corporate officer
44	TIRIAC HOLDINGS LIMITED	Management / Corporate officer
45	ALLIANZ TECHNOLOGY SE	Management / Corporate officer
46	ALLIANZ TECHNOLOGY SE MUNCHEN SUCURSALA BUCURESTI	Management / Corporate officer
47	EULER HERMES SA(NV)	Management / Corporate officer
48	EULER HERMES S.A.BRUXELLES SUCURSALA BUCURESTI	Management / Corporate officer
49	EULER HERMES SA NIEDERLASSUNG DEUTSCHLAND	Management / Corporate officer
50	EULER HERMES SERVICES ROMANIA SRL	Management / Corporate officer
51	ALLIANZ MANAGED OPERATIONS & SERVICES SE	Management / Corporate officer
52	EULER HERMES KREDITVERSICHERUNGS AG	Management / Corporate officer
53	ALLIANZ WORLDWIDE PARTNERS SAS	Management / Corporate officer
54	ALLIANZ-TIRIAC UNIT ASIGURARI S.A.	Management / Corporate officer
55	Diana Ciubotariu	Management / Corporate officer
56	Draḡos Birlog	Management / Corporate officer
57	Elena Florea	Management / Corporate officer
58	Ioana Ciucu	Management / Corporate officer
59	Roxana Bujor	Management / Corporate officer
60	Mihaela Petraru	Management / Corporate officer
61	Adrian Parvulescu	Management / Corporate officer
62	Manuta Dumitrache	Management / Corporate officer
63	Gabriel Jeflea	Management / Corporate officer
64	Florea Serban Daniel	Management / Corporate officer
65	Florea Daria	Management / Corporate officer
66	Florea Irina	Management / Corporate officer
67	Florea Alexandra	Management / Corporate officer
68	Ban Ilinca	Management / Corporate officer
69	Popescu Madalina	Management / Corporate officer
70	Popescu Cristian	Management / Corporate officer
71	Butnariu Mihai	Management / Corporate officer
72	Jeflea Mihaela	Management / Corporate officer
73	Cucu Natalia	Management / Corporate officer
74	Mihailescu Aurelian	Management / Corporate officer
75	Mihailescu Roxana Andreea	Management / Corporate officer
76	Popescu Ana Maria	Management / Corporate officer
77	Tilhoi Monica Ioana	Management / Corporate officer
78	Jeflea Ioan	Management / Corporate officer
79	Rheumatica Plus SRL	Management / Corporate officer
80	Ciubotariu Andreea	Management / Corporate officer

Annex 3

81	Ciubotariu Teodor	Management / Corporate officer
82	Andrei Bratu	Management / Corporate officer
83	Antoaneta Curteanu	Management / Corporate officer
84	Nazan Somer Özelgin Zeynep	Management / Corporate officer
85	Pasquale Giamboi	Management / Corporate officer
86	Faik Acikalin	Management / Corporate officer
87	Riccardo Roscini	Management / Corporate officer
88	Graziana Mazzone	Management / Corporate officer
89	E.G.S. BUILDING CONSTRUCT SRL	Management / Corporate officer
90	ONYX SPORT SRL	Management / Corporate officer
91	LIKEBULB SRL	Management / Corporate officer
92	ECZACIBASI HOLDING TURCIA	Management / Corporate officer
93	MATH FINANCE SRL	Management / Corporate officer
94	AB-CONTEXPERT-BC SRL	Management / Corporate officer
95	MIGROS, TURCIA	Management / Corporate officer
96	DOGAN HOLDING, TURCIA	Management / Corporate officer
97	KARSU TEKSTIL SAN. TIC., TURCIA	Management / Corporate officer
98	FELSINA SRL	Management / Corporate officer
99	MAPFRE INSURANCE, TURCIA	Management / Corporate officer
100	WORLDLINE	Management / Corporate officer
101	CASESTUDY TURKEY LTD	Management / Corporate officer
102	PRIME ASIA TURKEY TEKSTIL URUNLERI SAN. VETIC. LTD	Management / Corporate officer
103	EGE MAKINA TICARET VE SANAYI LIMITED SIRKETI	Management / Corporate officer
104	ZS TEKSTIL TICARET VE SANAYI LIMITED SIRKETI	Management / Corporate officer
105	EYUP NURI OZELGIN	Management / Corporate officer
106	ZEYNEP HANDAN OGEL	Management / Corporate officer
107	FEZA TAN	Management / Corporate officer
108	MELIH BUYUKBAYRAK	Management / Corporate officer
109	TAN NESE	Management / Corporate officer
110	TANJA HAMSIOGLU	Management / Corporate officer
111	ALI OZGUR TAN	Management / Corporate officer
112	FELSINA EOOD	Management / Corporate officer
113	EKO INVEST 81 OOD	Management / Corporate officer
114	POPESCU-GOGLEA RALUCA-MIHAELA	Management / Corporate officer
115	DIMITAR TODOROV	Management / Corporate officer
116	LIUBOMIRA TODOROVA	Management / Corporate officer
117	TODOR TODOROV	Management / Corporate officer
118	DARA TODOROVA	Management / Corporate officer
119	PETYA TODOROVA	Management / Corporate officer
120	Popescu-Goglea Lucretia	Management / Corporate officer
121	Popescu-Goglea Stefan	Management / Corporate officer
122	Popescu-Goglea Rares Stefan	Management / Corporate officer
123	Cengiz Arslan	Management / Corporate officer
124	ONYX FIZIO MED S.R.L	Management / Corporate officer

Annex 3

125	ASOCIATIA CLUB SPORTIV ONYX PERFORMANCE TEAM	Management / Corporate officer
126	EMILIAN ION CURTEANU	Management / Corporate officer
127	ANDREI CURTEANU	Management / Corporate officer
128	ELENA DICA	Management / Corporate officer
129	IULIA BRATU	Management / Corporate officer
130	MATEI BOGDAN BRATU	Management / Corporate officer
131	ILEANA BRATU	Management / Corporate officer
132	COSTEL BRATU	Management / Corporate officer
133	TULCIN ARSLAN	Management / Corporate officer
134	ARDA SELIM ARSLAN	Management / Corporate officer
135	ATA KAAAN ARSLAN	Management / Corporate officer
136	OSMAN ARSLAN	Management / Corporate officer
137	RAHIME ARSLAN	Management / Corporate officer
138	SENAY GUNAY	Management / Corporate officer
139	CEMIL ARSLAN	Management / Corporate officer
140	HANIFE SERGUL AYGUN	Management / Corporate officer
141	GIAMBOI GAETANO	Management / Corporate officer
142	POPOVA MILA GEORGIEVA	Management / Corporate officer
143	GIAMBOI GINEVRA	Management / Corporate officer
144	GIAMBOI GABRIELE PASQUALE	Management / Corporate officer
145	GIAMBOI ROSA	Management / Corporate officer
146	GIAMBOI MARIANGELA	Management / Corporate officer
147	GIAMBOI LEONARDO	Management / Corporate officer
148	GIAMBOI LUDOVICA	Management / Corporate officer
149	SOMER EMRE	Management / Corporate officer
150	OZELGIN ZEYNEP ECE	Management / Corporate officer
151	OZELGIN ZIYA EREN	Management / Corporate officer
152	NEZIHE OZELGIN	Management / Corporate officer
153	PETKOVA TEODORA ALEXANDROVA	Management / Corporate officer
154	VALENTIN BORISLAVOV PAVLOV	Management / Corporate officer
155	ALEXANDER VALENTINOV PAVLOV	Management / Corporate officer
156	THOMAS FAVORIDO	Management / Corporate officer
157	VESKA NIKOLOVA PETKOVA	Management / Corporate officer
158	ALEXANDRA ALEXANDROVA PETKOVA	Management / Corporate officer
159	PAVLOV BORISLAV	Management / Corporate officer
160	Conorzio Smartbus	Management / Corporate officer
161	Pavlov Ingenering BM EOOD	Management / Corporate officer
162	MASTRANGELO LUIGI	Management / Corporate officer
163	DONATO MASTRANGELO	Management / Corporate officer
164	PAOLO MAZZONE	Management / Corporate officer
165	ANGELA GERMANO	Management / Corporate officer
166	MARINELLA MAZZONE	Management / Corporate officer
167	FORMICA MONIA	Management / Corporate officer
168	ROSCINI EMMA	Management / Corporate officer

Annex 3

169	ROSCINI MATTIA	Management / Corporate officer
170	ROSCINI GIUSEPPE	Management / Corporate officer
171	ROSCINI ROBERTA	Management / Corporate officer
172	RAFFAELLI MARIA GRAZIA	Management / Corporate officer
173	ACIKALIN DENIZ	Management / Corporate officer
174	ACIKALIN UZAY	Management / Corporate officer
175	ACIKALIN GONCA	Management / Corporate officer
176	ACIKALIN BULENT	Management / Corporate officer
177	MIHAELA ALINA LUPU	Management / Corporate officer
178	ION MARGARIT LUPU	Management / Corporate officer
179	TUDOR MIHAI LUPU	Management / Corporate officer
180	MARIA STROE	Management / Corporate officer
181	GHEORGHE STROE	Management / Corporate officer
Nr. Crt	Denumire parte afiliata	Tip Parte Afiliata
182	Sorin Dragulin	Management / Corporate officer
183	Ghiulea Daniel	Management / Corporate officer
184	Avram Alexandru-Marius	Management / Corporate officer
185	Avram Larisa	Management / Corporate officer
186	Avram Romeo	Management / Corporate officer
187	Avram Geta	Management / Corporate officer
188	Adela Monica Ticmeanu	Management / Corporate officer
189	Adrian Nesu	Management / Corporate officer
190	David Alexandru Dragulin	Management / Corporate officer
191	Maria Sofia Dragulin	Management / Corporate officer
192	Stela Dragulin	Management / Corporate officer
193	Cristian Dragulin	Management / Corporate officer
194	Cicos-Ghiulea Alina-Elena	Management / Corporate officer
Nr. Crt	Denumire parte afiliata	Tip Parte Afiliata
195	Guruianu Cornel-Marius	Management / Corporate officer
196	Guruianu Alis Daniela	Management / Corporate officer
197	Guruianu Andrei Traian	Management / Corporate officer
Nr. Crt	Denumire parte afiliata	Tip Parte Afiliata
198	Bodirca Daniela Margareta	Management / Corporate officer
199	Mocanu Claudia	Management / Corporate officer
200	Nedelcu-Popescu Loredana-Elena	Management / Corporate officer
201	Panaitescu Daniela	Management / Corporate officer
202	Panaitescu Cristian Ion	Management / Corporate officer
203	Panaitescu Bianca Maria	Management / Corporate officer
204	Bodirca Cristian	Management / Corporate officer
205	Bodirca Tudor Stefan	Management / Corporate officer
206	F DESIGN ELECTRIC SRL	Management / Corporate officer
207	Crision Exim SRL	Management / Corporate officer
208	Smartrade International	Management / Corporate officer
209	Mocanu Horia-Andrei	Management / Corporate officer

Annex 3

210	Mocanu Darius-Gabriel	Management / Corporate officer
211	Mocanu Sorin Alexandru	Management / Corporate officer
212	Gramanschi Bogdan	Management / Corporate officer
213	Gramanschi Madalina Laura	Management / Corporate officer
214	Gramanschi Maia	Management / Corporate officer

Annex 6.4.
**Statements of the Supervisory Board and
Management Board members regarding
direct or indirect interests in entities**

DECLARATIE/STATEMENT

Subsemnatul/Undersigned, Andrei Bratu, detinand functia de/holding the position of Executive Vice-President in cadrul UniCredit Bank SA in cadrul UniCredit Bank SA incepand cu data de/ within UniCredit Bank SA starting with 01.01.2019 declar si certific prin prezenta, pe proprie raspundere, urmatoarele/ hereby declare and certify, under own liability, the following:

- (i) **Am interese directe sau indirecte in urmatoarele entitati¹/ I have direct or indirect interests in the following entities¹:**
- 1) MATH FINANCE SRL, Bucharest, 61 Unirii Bd, bl.F3, Ap. 111 - RO34188914
 - 2) AB - CONTEXPERT- BC SRL, Bucharest, 29 Tineretului, bl.29, Sc.A, Ap.12 - RO12663384
- (ii) **Urmatorii membrii apropiati ai familiei mele² se anticipeaza sa influenteze sau sa fie influentati de subsemnatul (n.n. persoana declaranta) in raport cu UniCredit Bank S.A. /The following close members of my family² it is anticipated to influence or to be influenced by the undersigned (the person making the declaration) in relation with UniCredit Bank S.A.**

Name and surname	Place and date of birth
spouse	
children	
parents	

¹ Se vor completa informatii cu privire la:

- dețineri directe de acțiuni în capitalul unei entități (în calitate de asociat, acționar) sau indirecte prin deținerea de acțiuni într-una sau mai multe entități intermediare, conectate printr-un lanț de proprietate la entitatea vizată, anume entitățile existente pe lanțul de dețineri ale acestora, inclusiv o companie individuală înființată de către un declarant ca și afacere personală în orice formă de organizare (persoană juridică sau alt tip de organizare), cu precizarea că și pentru deținerile în companii listate și în cele nelistate, orice participare de minim 10% este considerată relevantă și trebuie declarată
- entitățile cu care persoanele declarante au un raport de muncă formalizat (indiferent de tipul de contract), entitățile în raport cu care persoanele declarante dețin calitatea de creditori, entitățile la care persoanele declarante dețin obligațiuni și entități care reprezintă clienți cheie pentru societățile la care persoanele declarante dețin acțiuni (în măsura în care declarantul deține informații cu privire la o asemenea situație) / Information will be completed regarding:
- direct holdings of shares in the capital of an entity (as a partner, shareholder) or indirectly by holding shares in one or more intermediary entities, connected by a chain of ownership to the entity concerned, namely the existing entities in the holding chain, including an individual company established by declarant as a personal business in any form of organization (legal entity or other type of organization), considering that for such holdings in listed and unlisted companies, any participation of at least 10 % is considered relevant and must be declared
- the entities with which the declaring persons have a formalized employment relationship (regardless of the type of contract), the entities in relation to which the declaring persons hold the quality of creditors, the entities with which the declaring persons hold bonds and entities representing key clients for the companies in which declarant holds shares (to the extent that the declarant holds is aware of such a situation)

² se vor declara membrii apropiați ai familiei declarantului, respectiv: partenerul de viață, potrivit legii și copiii declarantului; copiii partenerului de viață al declarantului; dependenți și părinți ai declarantului sau ai partenerului de viață al declarantului / close members of the declarant's family will be declared: the domestic partner, according to the law and the declarant's children; the children of the declarant's domestic partner; dependents and parents of the declarant or of the declarant's domestic partner

Orice modificare cu privire la declaratiile de mai sus va fi comunicata, de indata, Directiei Resurse Umane/ Any modification related to the above declarations shall be communicated, as soon as possible to the Human Resources Department.

Redactata intr-un (1) exemplar in limba romana si engleza, in deplina cunostinta a faptului ca declaratiile false se pedepsesc conform prevederilor legale aplicabile./ Drawn up in one (1) Romanian and English copy, fully aware that the false declarations are punished according to the legal applicable provisions.

Data/Date 04.10.2023

Semnatura /Signature

A handwritten signature in blue ink, consisting of several overlapping loops and strokes, positioned below the text 'Semnatura /Signature'.

DECLARATIE/STATEMENT

Subsemnatul/Undersigned Antoaneta Curteanu, detinand functia de/holding the position of vicepresedinte executiv divizia Retail in cadrul UniCredit Bank SA incepand cu data de/ within UniCredit Bank SA starting with Nov 2019, declar si certific prin prezenta, pe proprie raspundere, urmatoarele/ hereby declare and certify, under own liability, the following:

- (i) **Am interese directe sau indirecte in urmatoarele entitati¹/ I have direct or indirect interests in the following entities¹:**
- S.C. ESG BUILDING CONSTRUCT SRL – CUI 12870525**
 - S.C. ONYX SPORT SRL - CUI 41508970**
 - S.C. LIKE BULB SRL – CUI 38684712**
 - S.C. ONYX FIZIO MED SRL – CUI 48048127**
 - ASOCIATIA CLUB SPORTIV ONYX PERFORMANCE TEAM CUI 47272540**
- (ii) **Urmatorii membrii apropiati ai familiei mele² se anticipeaza sa influenteze sau sa fie influentati de subsemnatul (n.n. persoana declaranta) in raport cu UniCredit Bank S.A. /The following close members of my family² it is anticipated to influence or to be influenced by the undersigned (the person making the declaration) in relation with UniCredit Bank S.A.**



Orice modificare cu privire la declaratiile de mai sus va fi comunicata, de indata, Directiei Resurse Umane/ Any modification related to the above declarations shall be communicated, as soon as possible to the Human Resources Department.

¹ Se vor completa informatii cu privire la:

- dețineri directe de acțiuni în capitalul unei entități (în calitate de asociat, acționar) sau indirecte prin deținerea de acțiuni într-una sau mai multe entități intermediare, conectate printr-un lanț de proprietate la entitatea vizată, anume entitățile existente pe lanțul de dețineri ale acestora, inclusiv o companie individuala înființată de către un declarant ca și afacere personala în orice forma de organizate (persoana juridica sau alt tip de organizare), cu precizarea ca și pentru deținerile în companii listate și în cele nelistate, orice participatie de minim 10% este considerata relevanta și trebuie declarata
- entitățile cu care persoanele declarante au un raport de muncă formalizat (indiferent de tipul de contract), entitățile în raport cu care persoanele declarante dețin calitatea de creditori, entitățile la care persoanele declarante dețin obligațiuni și entități care reprezintă clienți cheie pentru societățile la care persoanele declarante dețin acțiuni (în măsura în care declarantul deține informatii cu privire la o asemenea situație) / Information will be completed regarding:
- direct holdings of shares in the capital of an entity (as a partner, shareholder) or indirectly by holding shares in one or more intermediary entities, connected by a chain of ownership to the entity concerned, namely the existing entities in the holding chain, including an individual company established by declarant as a personal business in any form of organization (legal entity or other type of organization), considering that for such holdings in listed and unlisted companies, any participation of at least 10 % is considered relevant and must be declared
- the entities with which the declaring persons have a formalized employment relationship (regardless of the type of contract), the entities in relation to which the declaring persons hold the quality of creditors, the entities with which the declaring persons hold bonds and entities representing key clients for the companies in which declarant holds shares (to the extent that the declarant holds is aware of such a situation)

² se vor declara membrii apropiati ai familiei declarantului, respectiv: partenerul de viata, potrivit legii și copiii declarantului, copiii partenerului de viata al declarantului, dependenti și parinti ai declarantului sau ai partenerului de viata al declarantului / close members of the declarant's family will be declared: the domestic partner, according to the law and the declarant's children; the children of the declarant's domestic partner; dependents and parents of the declarant or of the declarant's domestic partner

Redactata intr-un (1) exemplar in limba romana si engleza, in deplina cunostinta a faptului ca declaratiile false se pedepesc conform prevederilor legale aplicabile./ Drawn up in one (1) Romanian and English copy, fully aware that the false declarations are punished according to the legal applicable provisions.

Data/Date 21/09/2023

Semnatura /Signature



DECLARATIE/STATEMENT

Subsemnatul/Undersigned, Mihaela-Alina Lupu, detinand functia de/holding the position of Executive President of Management Board (CEO), in cadrul UniCredit Bank SA incepand cu data de/ within UniCredit Bank SA starting with 16.10.2023, declar si certific prin prezenta, pe proprie raspundere, urmatoarele/ hereby declare and certify, under own liability, the following:

- (i) **Am interese directe sau indirecte in urmatoarele entitati¹/ I have direct or indirect interests in the following entities¹:**

Denumire / Name:

Nr. de inregistrare / Registration no.:

.....

- (ii) **Urmatorii membrii apropiati ai familiei mele² se anticipeaza sa influenteze sau sa fie influentati de subsemnatul (n.n. persoana declaranta) in raport cu UniCredit Bank S.A. /The following close members of my family² it is anticipated to influence or to be influenced by the undersigned (the person making the declaration) in relation with UniCredit Bank S.A.**

Nume / Name:

Data nasterii / Birth date:

.....

¹ Se vor completa informatii cu privire la:

- dețineri directe de acțiuni în capitalul unei entități (în calitate de asociat, acționar) sau indirecte prin deținerea de acțiuni într-una sau mai multe entități intermediare, conectate printr-un lanț de proprietate la entitatea vizată, anume entitățile existente pe lanțul de dețineri ale acestora, inclusiv o companie individuală înființată de către un declarant ca și afacere personală în orice formă de organizare (persoana juridică sau alt tip de organizare), cu precizarea că și pentru deținerile în companii listate și în cele nelistate, orice participatie de minim 10% este considerată relevantă și trebuie declarată
- entitățile cu care persoanele declarante au un raport de muncă formalizat (indiferent de tipul de contract), entitățile în raport cu care persoanele declarante dețin calitatea de creditori, entitățile la care persoanele declarante dețin obligațiuni și entități care reprezintă clienți cheie pentru societățile la care persoanele declarante dețin acțiuni (în măsura în care declarantul deține informații cu privire la o asemenea situație) / Information will be completed regarding:
- direct holdings of shares in the capital of an entity (as a partner, shareholder) or indirectly by holding shares in one or more intermediary entities, connected by a chain of ownership to the entity concerned, namely the existing entities in the holding chain, including an individual company established by declarant as a personal business in any form of organization (legal entity or other type of organization), considering that for such holdings in listed and unlisted companies, any participation of at least 10% is considered relevant and must be declared
- the entities with which the declaring persons have a formalized employment relationship (regardless of the type of contract), the entities in relation to which the declaring persons hold the quality of creditors, the entities with which the declaring persons hold bonds and entities representing key clients for the companies in which declarant holds shares (to the extent that the declarant holds is aware of such a situation)

² se vor declara membrii apropiati ai familiei declarantului, respectiv: partenerul de viata, potrivit legii si copiii declarantului; copiii partenerului de viata al declarantului; dependenti si parinti ai declarantului sau ai partenerului de viata al declarantului / close members of the declarant's family will be declared: the domestic partner, according to the law and the declarant's children; the children of the declarant's domestic partner; dependents and parents of the declarant or of the declarant's domestic partner

Orice modificare cu privire la declaratiile de mai sus va fi comunicata, de indata, Directiei Resurse Umane/ Any modification related to the above declarations shall be communicated, as soon as possible to the Human Resources Department.

Redactata intr-un (1) exemplar in limba romana si engleza, in deplina cunostinta a faptului ca declaratiile false se pedepsesc conform prevederilor legale aplicabile./ Drawn up in one (1) Romanian and English copy, fully aware that the false declarations are punished according to the legal applicable provisions.

Data/Date 17/10/23

Semnatura /Signature 

DECLARATIE/STATEMENT

Subsemnata/Undersigned, **Raluca-Mihaela Popescu-Goglea**, detinand functia de/holding the position of Executive Vice-President Corporates Division in cadrul UniCredit Bank SA incepand cu data de/ within UniCredit Bank SA starting with 31.03.2023, declar si certific prin prezenta, pe proprie raspundere, urmatoarele/ hereby declare and certify, under own liability, the following:

- (i) **Am interese directe sau indirecte in urmatoarele entitati¹/ I have direct or indirect interests in the following entities¹: no**

Denumire / Name:

Nr. de inregistrare / Registration no.:

n/a

n/a

- (ii) **Urmatorii membrii apropiati ai familiei mele² se anticipeaza sa influenteze sau sa fie influentati de subsemnatul (n.n. persoana declaranta) in raport cu UniCredit Bank S.A. /The following close members of my family² it is anticipated to influence or to be influenced by the undersigned (the person making the declaration) in relation with UniCredit Bank S.A.**

Nume / Name:

Data nasterii / Birth date:

--

¹ Se vor completa informatii cu privire la:

- dețineri directe de acțiuni în capitalul unei entități (în calitate de asociat, acționar) sau indirecte prin deținerea de acțiuni într-una sau mai multe entități intermediare, conectate printr-un lanț de proprietate la entitatea vizată, anume entitățile existente pe lanțul de dețineri ale acestora, inclusiv o companie individuală înființată de către un declarant ca și afacere personală în orice formă de organizare (persoana juridică sau alt tip de organizare), cu precizarea ca și pentru deținerile în companii listate și în cele nelistate, orice participatie de minim 10% este considerată relevantă și trebuie declarată
- entitățile cu care persoanele declarante au un raport de muncă formalizat (indiferent de tipul de contract), entitățile în raport cu care persoanele declarante dețin calitatea de creditori, entitățile la care persoanele declarante dețin obligațiuni și entități care reprezintă clienți cheie pentru societățile la care persoanele declarante dețin acțiuni (în măsura în care declarantul deține informații cu privire la o asemenea situație) / Information will be completed regarding:
- direct holdings of shares in the capital of an entity (as a partner, shareholder) or indirectly by holding shares in one or more intermediary entities, connected by a chain of ownership to the entity concerned, namely the existing entities in the holding chain, including an individual company established by declarant as a personal business in any form of organization (legal entity or other type of organization), considering that for such holdings in listed and unlisted companies, any participation of at least 10 % is considered relevant and must be declared
- the entities with which the declaring persons have a formalized employment relationship (regardless of the type of contract), the entities in relation to which the declaring persons hold the quality of creditors, the entities with which the declaring persons hold bonds and entities representing key clients for the companies in which declarant holds shares (to the extent that the declarant holds is aware of such a situation)

² se vor declara membrii apropiați ai familiei declarantului, respectiv: partenerul de viață, potrivit legii și copiii declarantului, copiii partenerului de viață al declarantului; dependenți și părinți ai declarantului sau ai partenerului de viață al declarantului / close members of the declarant's family will be declared: the domestic partner, according to the law and the declarant's children; the children of the declarant's domestic partner; dependents and parents of the declarant or of the declarant's domestic partner

Orice modificare cu privire la declaratiile de mai sus va fi comunicata, de indata, Directiei Resurse Umane/ Any modification related to the above declarations shall be communicated, as soon as possible to the Human Resources Department.

Redactata intr-un (1) exemplar in limba romana si engleza, in deplina cunostinta a faptului ca declaratiile false se pedepsesc conform prevederilor legale aplicabile./ Drawn up in one (1) Romanian and English copy, fully aware that the false declarations are punished according to the legal applicable provisions.

Data/Date 29.09.2023

Semnatura /Signature _____



DECLARATIE/STATEMENT

Subsemnatul/*Undersigned*, Cengiz Arslan, detinand functia de/*holding the position of* Executive Vicepresident, COO Division in cadrul UniCredit Bank SA incepand cu data de/*within UniCredit Bank SA starting with* Iulie/July 2023 declar si certific prin prezenta, pe proprie raspundere, urmatoarele/*hereby declare and certify, under own liability, the following:*

(i) **Am interese directe sau indirecte in urmatoarele entitati¹/ I have direct or indirect interests in the following entities¹:**

Denumire / Name:

Nr. de inregistrare / Registration no.:

N/A

Urmatorii membrii apropiati ai familiei mele² se anticipeaza sa influenteze sau sa fie influentati de subsemnatul (n.n. persoana declaranta) in raport cu UniCredit Bank S.A. /*The following close members of my family² it is anticipated to influence or to be influenced by the undersigned (the person making the declaration) in relation with UniCredit Bank S.A.*

Nume / Name:
code:

Data nasterii / Birth date/Cod personal/Personal

	004070001000

¹ Se vor completa informatii cu privire la:

- dețineri directe de acțiuni în capitalul unei entități (în calitate de asociat, acționar) sau indirecte prin deținerea de acțiuni într-una sau mai multe entități intermediare, conectate printr-un lanț de proprietate la entitatea vizată, asume entitățile existente pe lanțul de dețineri ale acestora, inclusiv o companie individuală înființată de către un declarant ca și afacere personală în orice formă de organizare (persoana juridică sau alt tip de organizare), cu precizarea ca și pentru deținerile în companii listate și în cele nelistate, orice participatie de minim 10% este considerată relevantă și trebuie declarată
- entitățile cu care persoanele declarante au un raport de muncă formalizat (indiferent de tipul de contract), entitățile în raport cu care persoanele declarante dețin calitatea de creditori, entitățile la care persoanele declarante dețin obligațiuni și entități care reprezintă clienți cheie pentru societățile la care persoanele declarante dețin acțiuni (în măsura în care declarantul deține informații cu privire la o asemenea situație) / *Information will be completed regarding:*
- *direct holdings of shares in the capital of an entity (as a partner, shareholder) or indirectly by holding shares in one or more intermediary entities, connected by a chain of ownership to the entity concerned, namely the existing entities in the holding chain, including an individual company established by declarant as a personal business in any form of organization (legal entity or other type of organization), considering that for such holdings in listed and unlisted companies, any participation of at least 10 % is considered relevant and must be declared*
- *the entities with which the declaring persons have a formalized employment relationship (regardless of the type of contract), the entities in relation to which the declaring persons hold the quality of creditors, the entities with which the declaring persons hold bonds and entities representing key clients for the companies in which declarant holds shares (to the extent that the declarant holds is aware of such a situation)*

² se vor declara membrii apropiați ai familiei declarantului, respectiv: partenerul de viață, potrivit legii și copiii declarantului; copiii partenerului de viață al declarantului; dependenți și părinți ai declarantului sau ai partenerului de viață al declarantului / *close members of the declarant's family will be declared: the domestic partner, according to the law and the declarant's children; the children of the declarant's domestic partner; dependents and parents of the declarant or of the declarant's domestic partner*

Orice modificare cu privire la declaratiile de mai sus va fi comunicata, de indata, Directiei Resurse Umane/ Any modification related to the above declarations shall be communicated, as soon as possible to the Human Resources Department.

Redactata intr-un (1) exemplar in limba romana si engleza, in deplina cunostinta a faptului ca declaratiile false se pedepsesc conform prevederilor legale aplicabile./ Drawn up in one (1) Romanian and English copy, fully aware that the false declarations are punished according to the legal applicable provisions.

Data/Date 22/09/2023

Semnatura /Signature



DECLARATIE/STATEMENT

Subsemnatul/Undersigned, Feza Tan, **deținând funcția de/holding the position of** First Executive VicePresident in cadrul UniCredit Bank SA începând cu data de/ within UniCredit Bank SA starting with 26.11.2021, **declar și certific prin prezenta, pe proprie răspundere, următoarele/ hereby declare and certify, under own liability, the following:**

- (i) **Am interese directe sau indirecte în următoarele entități¹/ I have direct or indirect interests in the following entities¹:**

Denumire / Name:

Nr. de înregistrare / Registration no.:

- (ii) **Următorii membrii apropiați ai familiei mele² se anticipează să influențeze sau să fie influențați de subsemnatul (n.n. persoana declaranta) în raport cu UniCredit Bank S.A. /The following close members of my family² it is anticipated to influence or to be influenced by the undersigned (the person making the declaration) in relation with UniCredit Bank S.A.**

Nume / Name:

Data nasterii / Birth date:

¹ Se vor completa informații cu privire la:

- dețineri directe de acțiuni în capitalul unei entități (în calitate de asociat, acționar) sau indirecte prin deținerea de acțiuni într-una sau mai multe entități intermediare, conectate printr-un lanț de proprietate la entitatea vizată, anume entitățile existente pe lanțul de deținere ale acestora, inclusiv o companie individuală înființată de către un declarant ca și afacere personală în orice formă de organizare (persoană juridică sau alt tip de organizare), cu precizarea că și pentru deținerile în companii listate și în cele nelistate, orice participatie de minim 10% este considerată relevantă și trebuie declarată
- entitățile cu care persoanele declarante au un raport de muncă formalizat (indiferent de tipul de contract), entitățile în raport cu care persoanele declarante dețin calitatea de creditori, entitățile la care persoanele declarante dețin obligațiuni și entități care reprezintă clienți cheie pentru societățile la care persoanele declarante dețin acțiuni (în măsura în care declarantul deține informații cu privire la o asemenea situație) / Information will be completed regarding:
- direct holdings of shares in the capital of an entity (as a partner, shareholder) or indirectly by holding shares in one or more intermediary entities, connected by a chain of ownership to the entity concerned, namely the existing entities in the holding chain, including an individual company established by declarant as a personal business in any form of organization (legal entity or other type of organization), considering that for such holdings in listed and unlisted companies, any participation of at least 10% is considered relevant and must be declared
- the entities with which the declaring persons have a formalized employment relationship (regardless of the type of contract), the entities in relation to which the declaring persons hold the quality of creditors, the entities with which the declaring persons hold bonds and entities representing key clients for the companies in which declarant holds shares (to the extent that the declarant holds is aware of such a situation)

² se vor declara membrii apropiați ai familiei declarantului, respectiv: partenerul de viață, potrivit legii și copiii declarantului; copiii partenerului de viață al declarantului; dependenți și părinți ai declarantului sau ai partenerului de viață al declarantului / close members of the declarant's family will be declared: the domestic partner, according to the law and the declarant's children; the children of the declarant's domestic partner; dependents and parents of the declarant or of the declarant's domestic partner

Orice modificare cu privire la declaratiile de mai sus va fi comunicata, de indata, Directiei Resurse Umane/ Any modification related to the above declarations shall be communicated, as soon as possible to the Human Resources Department.

Redactata intr-un (1) exemplar in limba romana si engleza, in deplina cunostinta a faptului ca declaratiile false se pedepsesc conform prevederilor legale aplicabile./ Drawn up in one (1) Romanian and English copy, fully aware that the false declarations are punished according to the legal applicable provisions.

Data/Date 20/9/2023

Semnatura /Signature

A handwritten signature in black ink, consisting of a large, stylized initial 'G' followed by a vertical line and a horizontal stroke.

DECLARATIE/STATEMENT

Subsemnatul/Undersigned, Dimitar Todorov, detinand functia de/holding the position of CFO, Executive Vice-President in cadrul UniCredit Bank SA incepand cu data de/ within UniCredit Bank SA starting with 31.03.2023, declar si certific prin prezenta, pe proprie raspundere, urmatoarele/ hereby declare and certify, under own liability, the following:

(i) **Am interese directe sau indirecte in urmatoarele entitati¹/ I have direct or indirect interests in the following entities¹; no**

Denumire / Name:

Nr. de inregistrare / Registration no.:

n/a

n/a

(ii) **Urmatorii membrii apropiați ai familiei mele² se anticipează să influențeze sau să fie influențați de subsemnatul (n.n. persoana declaranta) în raport cu UniCredit Bank S.A. /The following close members of my family² it is anticipated to influence or to be influenced by the undersigned (the person making the declaration) in relation with UniCredit Bank S.A.**

Nume / Name:

Data nasterii / Birth date:

[Empty box for providing names and birth dates of family members]

¹ Se vor completa informatii cu privire la:

- > dețineri directe de acțiuni în capitalul unei entități (în calitate de asociat, acționar) sau indirecte prin deținerea de acțiuni într-una sau mai multe entități intermediare, conectate printr-un lanț de proprietate la entitatea vizată, anume entitățile existente pe lanțul de dețineri ale acestora, inclusiv o companie individuală înființată de către un declarant ca și afacere personală în orice formă de organizare (persoană juridică sau alt tip de organizare), cu precizarea că și pentru deținerile în companii listate și în cele nelistate, orice participatie de minim 10% este considerată relevantă și trebuie declarată
- > entitățile cu care persoanele declarante au un raport de muncă formalizat (indiferent de tipul de contract), entitățile în raport cu care persoanele declarante dețin calitatea de creditor, entitățile la care persoanele declarante dețin obligațiuni și entități care reprezintă clienți cheie pentru societățile la care persoanele declarante dețin acțiuni (în măsura în care declarantul deține informații cu privire la o asemenea situație) / Information will be completed regarding:
- > direct holdings of shares in the capital of an entity (as a partner, shareholder) or indirectly by holding shares in one or more intermediary entities, connected by a chain of ownership to the entity concerned, namely the existing entities in the holding chain, including an individual company established by declarant as a personal business in any form of organization (legal entity or other type of organization), considering that for such holdings in listed and unlisted companies, any participation of at least 10% is considered relevant and must be declared
- > the entities with which the declaring persons have a formalized employment relationship (regardless of the type of contract), the entities in relation to which the declaring persons hold the quality of creditors, the entities with which the declaring persons hold bonds and entities representing key clients for the companies in which declarant holds shares (to the extent that the declarant holds is aware of such a situation)

² se vor declara membrii apropiați ai familiei declarantului, respectiv: partenerul de viață, potrivit legii și copiii declarantului; copiii partenerului de viață al declarantului; dependenți și părinți ai declarantului sau ai partenerului de viață al declarantului / close members of the declarant's family will be declared: the domestic partner, according to the law and the declarant's children; the children of the declarant's domestic partner; dependents and parents of the declarant or of the declarant's domestic partner

Orice modificare cu privire la declaratiile de mai sus va fi comunicata, de indata, Directiei Resurse Umane/ Any modification related to the above declarations shall be communicated, as soon as possible to the Human Resources Department.

Redactata intr-un (1) exemplar in limba romana si engleza, in deplina cunostinta a faptului ca declaratiile false se pedepsesc conform prevederilor legale aplicabile./ Drawn up in one (1) Romanian and English copy, fully aware that the false declarations are punished according to the legal applicable provisions.

Data/Date 22.09.2023

Semnatura /Signature _____

A handwritten signature in blue ink, consisting of several loops and a long horizontal stroke at the bottom, positioned over a dashed line.

DECLARATIE/STATEMENT

Subsemnatul/Undersigned, FAIK ACIKALIN, detinand functia de/holding the position of Member of Supervisory Board / Membru al Cosiliului de Supraveghere in cadrul UniCredit Bank SA incepand cu data de/ within UniCredit Bank SA starting with 24.12.2019, **declar si certific prin prezenta, pe proprie raspundere, urmatoarele/ hereby declare and certify, under own liability, the following:**

- (i) **Am interese directe sau indirecte in urmatoarele entitati¹/ I have direct or indirect interests in the following entities¹:**

Denumire / Name:

Nr. de inregistrare / Registration no.:

N/A

.....

- (ii) **Urmatorii membrii apropiati ai familiei mele² se anticipeaza sa influenteze sau sa fie influentati de subsemnatul (n.n. persoana declaranta) in raport cu UniCredit Bank S.A. /The following close members of my family² it is anticipated to influence or to be influenced by the undersigned (the person making the declaration) in relation with UniCredit Bank S.A.**

Nume / Name:

Data nasterii / Birth date/Personal code:

¹ Se vor completa informatii cu privire la:

- dețineri directe de acțiuni în capitalul unei entități (în calitate de asociat, acționar) sau indirecte prin deținerea de acțiuni într-una sau mai multe entități intermediare, conectate printr-un lanț de proprietate la entitatea vizată, anume entitățile existente pe lanțul de dețineri ale acestora, inclusiv o companie individuala infiintata de catre un declarant ca si afacere personala in orice forma de organizare (persoana juridica sau alt tip de organizare), cu precizarea ca si pentru detinerile in companii listate si in cele nelistate, orice participatie de minim 10% este considerata relevanta si trebuie declarata
- entitățile cu care persoanele declarante au un raport de muncă formalizat (indiferent de tipul de contract), entitățile în raport cu care persoanele declarante dețin calitatea de creditori, entitățile la care persoanele declarante dețin obligațiuni și entități care reprezintă clienți cheie pentru societățile la care persoanele declarante dețin acțiuni (în masura în care declarantul deține informatii cu privire la o asemenea situatie) / *Information will be completed regarding:*
- *direct holdings of shares in the capital of an entity (as a partner, shareholder) or indirectly by holding shares in one or more intermediary entities, connected by a chain of ownership to the entity concerned, namely the existing entities in the holding chain, including an individual company established by declarant as a personal business in any form of organization (legal entity or other type of organization), considering that for such holdings in listed and unlisted companies, any participation of at least 10 % is considered relevant and must be declared*
- *the entities with which the declaring persons have a formalized employment relationship (regardless of the type of contract), the entities in relation to which the declaring persons hold the quality of creditors, the entities with which the declaring persons hold bonds and entities representing key clients for the companies in which declarant holds shares (to the extent that the declarant holds is aware of such a situation)*

² se vor declara membrii apropiati ai familiei declarantului, respectiv: partenerul de viata, potrivit legii si copiii declarantului; copiii partenerului de viata al declarantului; dependenti si parinti ai declarantului sau ai partenerului de viata al declarantului / *close members of the declarant's family will be declared: the domestic partner, according to the law and the declarant's children; the children of the declarant's domestic partner; dependents and parents of the declarant or of the declarant's domestic partner*



Orice modificare cu privire la declaratiile de mai sus va fi comunicata, de indata, Directiei Resurse Umane/ Any modification related to the above declarations shall be communicated, as soon as possible to the Human Resources Department.

Redactata intr-un (1) exemplar in limba romana si engleza, in deplina cunostinta a faptului ca declaratiile false se pedepsesc conform prevederilor legale aplicabile./ Drawn up in one (1) Romanian and English copy, fully aware that the false declarations are punished according to the legal applicable provisions.

Data/Date 28.09.2023

Semnatura /Signature _____

A handwritten signature in blue ink, consisting of stylized cursive letters, is written over a dashed line that serves as a signature line.

DECLARATIE/STATEMENT

Subsemnatul/Undersigned, Pasquale GIAMBOI, detinand functia de/holding the position of Chairman of the Supervisory Board in cadrul UniCredit Bank SA incepand cu data de/ within UniCredit Bank SA starting with 30/04/2020, declar si certific prin prezenta, pe proprie raspundere, urmatoarele/ hereby declare and certify, under own liability, the following:

(i) **Am interese directe sau indirecte in urmatoarele entitati¹/ I have direct or indirect interests in the following entities¹:**

Denumire / Name:	Nr. de inregistrare / Registration no.:
FELSINA S.R.L. (SOLE SHAREHOLDER)	.7646530969 ITALY
FELSINA EOOD (SOLE SHARHOLDER)	203344866 BULGARIA

(ii) **Urmatorii membrii apropiati ai familiei mele² se anticipeaza sa influenteze sau sa fie influentati de subsemnatul (n.n. persoana declaranta) in raport cu UniCredit Bank S.A. /The following close members of my family² it is anticipated to influence or to be influenced by the undersigned (the person making the declaration) in relation with UniCredit Bank S.A.**

Nume / Name:	Data nasterii / Birth date
.....
.....

¹ Se vor completa informatii cu privire la:

- > dețineri directe de acțiuni în capitalul unei entități (în calitate de asociat, acționar) sau indirecte prin deținerea de acțiuni într-una sau mai multe entități intermediare, conectate printr-un lanț de proprietate la entitatea vizată, anume entitățile existente pe lanțul de dețineri ale acestora, inclusiv o companie individuala infiintata de catre un declarant ca si afacere personala in orice forma de organizare (persoana juridica sau alt tip de organizare), cu precizarea ca si pentru detinerile in companii listate si in cele nelistate, orice participatie de minim 10% este considerata relevanta si trebuie declarata
- > entitățile la care persoanele declarante au un raport de muncă formalizat (indiferent de tipul de contract), entitățile în raport cu care persoanele declarante dețin calitatea de creditori, entitățile la care persoanele declarante dețin obligațiuni și entități care reprezintă clienți cheie pentru societățile la care persoanele declarante dețin acțiuni (în măsura în care declarantul deține informații cu privire la o asemenea situație) / Information will be completed regarding:
- > direct holdings of shares in the capital of an entity (as a partner, shareholder) or indirectly by holding shares in one or more intermediary entities, connected by a chain of ownership to the entity concerned, namely the existing entities in the holding chain, including an individual company established by declarant as a personal business in any form of organization (legal entity or other type of organization), considering that for such holdings in listed and unlisted companies, any participation of at least 10 % is considered relevant and must be declared
- > the entities with which the declaring persons have a formalized employment relationship (regardless of the type of contract), the entities in relation to which the declaring persons hold the quality of creditors, the entities with which the declaring persons hold bonds and entities representing key clients for the companies in which declarant holds shares (to the extent that the declarant holds is aware of such a situation)

² se vor declara membrii apropiati ai familiei declarantului, respectiv: partenerul de viata, potrivit legii si copiii declarantului; copiii partenerului de viata al declarantului; dependenti si parinti ai declarantului sau ai partenerului de viata al declarantului / close members of the declarant's family will be declared: the domestic partner, according to the law and the declarant's children; the children of the declarant's domestic partner; dependents and parents of the declarant or of the declarant's domestic partner

Orice modificare cu privire la declaratiile de mai sus va fi comunicata, de indata, Directiei Resurse Umane/ Any modification related to the above declarations shall be communicated, as soon as possible to the Human Resources Department.

Redactata intr-un (1) exemplar in limba romana si engleza, in deplina cunostinta a faptului ca declaratiile false se pedepsesc conform prevederilor legale aplicabile./ Drawn up in one (1) Romanian and English copy, fully aware that the false declarations are punished according to the legal applicable provisions.

Data/Date 29/09/2023

Semnatura /Signature 

DECLARATIE/STATEMENT

Subsemnatul/Undersigned, **Graziana Mazzone**..... detinand functia de/holding the position of ...Supervisory Board Member..... in cadrul UniCredit Bank SA incepand cu data de/ within UniCredit Bank SA starting with, **declar si certific prin prezenta, pe proprie raspundere, urmatoarele/ hereby declare and certify, under own liability, the following:**

- (i) **Am interese directe sau indirecte in urmatoarele entitati¹/ I have direct or indirect interests in the following entities¹:**

Denumire / Name:

Nr. de inregistrare / Registration no.:

.....no.....

.....

- (ii) **Urmatorii membrii apropiati ai familiei mele² se anticipeaza sa influenteze sau sa fie influentati de subsemnatul (n.n. persoana declaranta) in raport cu UniCredit Bank S.A. /The following close members of my family² it is anticipated to influence or to be influenced by the undersigned (the person making the declaration) in relation with UniCredit Bank S.A.**

Nume / Name:

Data nasterii / Birth date:

--	--

¹ Se vor completa informatii cu privire la:

- dețineri directe de acțiuni în capitalul unei entități (în calitate de asociat, acționar) sau indirecte prin deținerea de acțiuni într-una sau mai multe entități intermediare, conectate printr-un lanț de proprietate la entitatea vizată, anume entitățile existente pe lanțul de dețineri ale acestora, inclusiv o companie individuală înființată de către un declarant ca și afacere personală în orice formă de organizare (persoana juridică sau alt tip de organizare), cu precizarea ca și pentru deținerile în companii listate și în cele nelistate, orice participatie de minim 10% este considerată relevantă și trebuie declarată
- entitățile cu care persoanele declarante au un raport de muncă formalizat (indiferent de tipul de contract), entitățile în raport cu care persoanele declarante dețin calitatea de creditori, entitățile la care persoanele declarante dețin obligațiuni și entități care reprezintă clienți cheie pentru societățile la care persoanele declarante dețin acțiuni (în măsura în care declarantul deține informații cu privire la o asemenea situație) / Information will be completed regarding:
- direct holdings of shares in the capital of an entity (as a partner, shareholder) or indirectly by holding shares in one or more intermediary entities, connected by a chain of ownership to the entity concerned, namely the existing entities in the holding chain, including an individual company established by declarant as a personal business in any form of organization (legal entity or other type of organization), considering that for such holdings in listed and unlisted companies, any participation of at least 10 % is considered relevant and must be declared
- the entities with which the declaring persons have a formalized employment relationship (regardless of the type of contract), the entities in relation to which the declaring persons hold the quality of creditors, the entities with which the declaring persons hold bonds and entities representing key clients for the companies in which declarant holds shares (to the extent that the declarant holds is aware of such a situation)

² se vor declara membrii apropiați ai familiei declarantului, respectiv: partenerul de viață, potrivit legii și copiii declarantului, copiii partenerului de viață al declarantului, dependenți și părinți ai declarantului sau ai partenerului de viață al declarantului / close members of the declarant's family will be declared: the domestic partner, according to the law and the declarant's children; the children of the declarant's domestic partner; dependents and parents of the declarant or of the declarant's domestic partner

.....
.....
.....
.....

Orice modificare cu privire la declaratiile de mai sus va fi comunicata, de indata, Directiei Resurse Umane/ Any modification related to the above declarations shall be communicated, as soon as possible to the Human Resources Department.

Redactata intr-un (1) exemplar in limba romana si engleza, in deplina cunostinta a faptului ca declaratiile false se pedepesc conform prevederilor legale aplicabile./ Drawn up in one (1) Romanian and English copy, fully aware that the false declarations are punished according to the legal applicable provisions.

Data/Date 31/10/23

Semnatura /Signature 

DECLARATIE/STATEMENT

Subsemnatul/Undersigned, *Zeynep Nazan Somer Özelgin*, detinand functia de/holding the position of Supervisory Board Member in cadrul UniCredit Bank SA incepand cu data de/ within UniCredit Bank SA starting with **October 19, 2017**, declar si certific prin prezenta, pe proprie raspundere, urmatoarele/ hereby declare and certify, under own liability, the following:

- (i) Am interese directe sau indirecte in urmatoarele entitati¹/ I have direct or indirect interests in the following entities¹:

Denumire / Name:	Nr. de inregistrare / Registration no.:
NEST CONSULTANCY SERVICES	TAXREGISTRY:MASLAKV.D.15710387518
CASESTUDY TURKEY LTD	TAX REGISTRY:MASLAKV.D.2030620079
PRIME ASIA TURKEY LTD	TAX REGISTRY:MASLAK V.D.7330941902

NEST CONSULTANCY-sole owner, tax number same as Turkish identity number


CASESTUDY LTD&PRIME ASIA LTD- 26% ownership in each company

- (ii) Urmatorii membrii apropiati ai familiei mele² se anticipează să influențeze sau să fie influențați de subsemnatul (*n.n. persoana declaranta*) în raport cu

¹ Se vor completa informatii cu privire la:

- dețineri directe de acțiuni în capitalul unei entități (în calitate de asociat, acționar) sau indirecte prin deținerea de acțiuni într-una sau mai multe entități intermediare, conectate printr-un lanț de proprietate la entitatea vizată, anume entitățile existente pe lanțul de dețineri ale acestora, inclusiv o companie individuală înființată de către un declarant ca și afacere personală în orice formă de organizare (persoană juridică sau alt tip de organizare), cu precizarea că și pentru deținerile în companii listate și în cele nelistate, orice participatie de minim 10% este considerată relevantă și trebuie declarată
- entitățile cu care persoanele declarante au un raport de muncă formalizat (indiferent de tipul de contract), entitățile în raport cu care persoanele declarante dețin calitatea de creditori, entitățile la care persoanele declarante dețin obligațiuni și entități care reprezintă clienți cheie pentru societățile la care persoanele declarante dețin acțiuni (în măsura în care declarantul deține informații cu privire la o asemenea situație) / Information will be completed regarding:
- direct holdings of shares in the capital of an entity (as a partner, shareholder) or indirectly by holding shares in one or more intermediary entities, connected by a chain of ownership to the entity concerned, namely the existing entities in the holding chain, including an individual company established by declarant as a personal business in any form of organization (legal entity or other type of organization), considering that for such holdings in listed and unlisted companies, any participation of at least 10% is considered relevant and must be declared
- the entities with which the declaring persons have a formalized employment relationship (regardless of the type of contract), the entities in relation to which the declaring persons hold the quality of creditors, the entities with which the declaring persons hold bonds and entities representing key clients for the companies in which declarant holds shares (to the extent that the declarant holds is aware of such a situation)

² se vor declara membrii apropiați ai familiei declarantului, respectiv: partenerul de viață, potrivit legii și copiii declarantului; copiii partenerului de viață al declarantului; dependenții și părinții ai declarantului sau ai partenerului de viață al declarantului / close members of the declarant's family will be declared: the domestic partner, according to the law and the declarant's



UniCredit Bank S.A. /The following close members of my family² it is anticipated to influence or to be influenced by the undersigned (the person making the declaration) in relation with UniCredit Bank S.A.

[Empty box for listing family members]

Orice modificare cu privire la declaratiile de mai sus va fi comunicata, de indata, Directiei Resurse Umane/ Any modification related to the above declarations shall be communicated, as soon as possible to the Human Resources Department.

Redactata intr-un (1) exemplar in limba romana si engleza, in deplina cunostinta a faptului ca declaratiile false se pedepsesc conform prevederilor legale aplicabile./ Drawn up in one (1) Romanian and English copy, fully aware that the false declarations are punished according to the legal applicable provisions.

Data/Date September 16, 2023

Semnatura /Signature



children; the children of the declarant's domestic partner; dependents and parents of the declarant or of the declarant's domestic partner

DECLARATIE/STATEMENT

“Subsemnatul/Undersigned, Teodora Alexandrova Petkova **detinand functia de Membru al Consiliului de Suparveghere /holding the position of member of Supervisory Board in cadrul / within UniCredit Bank SA incepand cu data de/ starting July 1st, 2022”, declar si certific prin prezenta, pe proprie raspundere, urmatoarele/ hereby declare and certify, under own liability, the following:**

- (i) **Am interese directe sau indirecte in urmatoarele entitati¹/ I have direct or indirect interests in the following entities¹:**

Denumire / Name:

Nr. de inregistrare / Registration no.:

.....

.....

- (ii) **Urmatorii membrii apropiati ai familiei mele² se anticipeaza sa influenteze sau sa fie influentati de subsemnatul (n.n. persoana declaranta) in raport cu UniCredit Bank S.A. /The following close members of my family² it is anticipated to influence or to be influenced by the undersigned (the person making the declaration) in relation with UniCredit Bank S.A.**

Nume / Name:

Data nasterii / Birth date:

.....

.....

Orice modificare cu privire la declaratiile de mai sus va fi comunicata, de indata, Directiei Resurse Umane/ Any modification related to the above declarations shall be communicated, as soon as possible to the Human Resources Department.

¹ Se vor completa informatii cu privire la:

- dețineri directe de acțiuni în capitalul unei entități (în calitate de asociat, acționar) sau indirecte prin deținerea de acțiuni într-una sau mai multe entități intermediare, conectate printr-un lanț de proprietate la entitatea vizată, anume entitățile existente pe lanțul de dețineri ale acestora, inclusiv o companie individuală înființată de către un declarant ca și afacere personală în orice formă de organizare (persoana juridică sau alt tip de organizare), cu precizarea ca și pentru deținerile în companii listate și în cele nelistate, orice participatie de minim 10% este considerată relevantă și trebuie declarată
- entitățile cu care persoanele declarante au un raport de muncă formalizat (indiferent de tipul de contract), entitățile în raport cu care persoanele declarante dețin calitatea de creditori, entitățile la care persoanele declarante dețin obligațiuni și entități care reprezintă clienți cheie pentru societățile la care persoanele declarante dețin acțiuni (în măsura în care declarantul deține informații cu privire la o asemenea situație) / Information will be completed regarding:
- direct holdings of shares in the capital of an entity (as a partner, shareholder) or indirectly by holding shares in one or more intermediary entities, connected by a chain of ownership to the entity concerned, namely the existing entities in the holding chain, including an individual company established by declarant as a personal business in any form of organization (legal entity or other type of organization), considering that for such holdings in listed and unlisted companies, any participation of at least 10 % is considered relevant and must be declared
- the entities with which the declaring persons have a formalized employment relationship (regardless of the type of contract), the entities in relation to which the declaring persons hold the quality of creditors, the entities with which the declaring persons hold bonds and entities representing key clients for the companies in which declarant holds shares (to the extent that the declarant holds is aware of such a situation)

² se vor declara membrii apropiati ai familiei declarantului, respectiv: partenerul de viata, potrivit legii si copiii declarantului; copiii partenerului de viata al declarantului; dependenti si parinti ai declarantului sau ai partenerului de viata al declarantului / close members of the declarant's family will be declared: the domestic partner, according to the law and the declarant's children; the children of the declarant's domestic partner; dependents and parents of the declarant or of the declarant's domestic partner

Redactata intr-un (1) exemplar in limba romana si engleza, in deplina cunostinta a faptului ca declaratiile false se pedepsesc conform prevederilor legale aplicabile./ Drawn up in one (1) Romanian and English copy, fully aware that the false declarations are punished according to the legal applicable provisions.

Data/Date _____

Semnatura /Signature _____

A handwritten signature in black ink, appearing to be 'J. B. Jones', written over a dashed line. The signature is stylized and cursive.

DECLARATIE/STATEMENT

Subsemnatul/Undersigned, Roscini Riccardo, detinand functia de/holding the position of Member of the Supervisory Board in cadrul UniCredit Bank SA incepand cu data de/ within UniCredit Bank SA starting with October 2020, declar si certific prin prezenta, pe proprie raspundere, urmatoarele/ hereby declare and certify, under own liability, the following:

- (i) **Am interese directe sau indirecte in urmatoarele entitati¹/ I have direct or indirect interests in the following entities¹:**

Denumire / Name: UNICREDIT SPA (I am employed in this company) Nr. de inregistrare / Registration no.:

- (ii) **Urmatorii membrii apropiati ai familiei mele² se anticipeaza sa influenteze sau sa fie influentati de subsemnatul (n.n. persoana declaranta) in raport cu UniCredit Bank S.A. /The following close members of my family² it is anticipated to influence or to be influenced by the undersigned (the person making the declaration) in relation with UniCredit Bank S.A.**

Nume / Name: Data nasterii / Birth date:

.....

¹ Se vor completa informatii cu privire la:

- dețineri directe de acțiuni în capitalul unei entități (în calitate de asociat, acționar) sau indirecte prin deținerea de acțiuni într-una sau mai multe entități intermediare, conectate printr-un lanț de proprietate la entitatea vizată, anume entitățile existente pe lanțul de dețineri ale acestora, inclusiv o companie individuală înființată de către un declarant ca și afacere personală în orice formă de organizare (persoana juridică sau alt tip de organizare), cu precizarea ca și pentru deținerile în companii listate și în cele nelistate, orice participatie de minim 10% este considerată relevantă și trebuie declarată
- entitățile cu care persoanele declarante au un raport de muncă formalizat (indiferent de tipul de contract), entitățile în raport cu care persoanele declarante dețin calitatea de creditori, entitățile la care persoanele declarante dețin obligațiuni și entități care reprezintă clienți cheie pentru societățile la care persoanele declarante dețin acțiuni (în măsura în care declarantul deține informații cu privire la o asemenea situație) / Information will be completed regarding:
- direct holdings of shares in the capital of an entity (as a partner, shareholder) or indirectly by holding shares in one or more intermediary entities, connected by a chain of ownership to the entity concerned, namely the existing entities in the holding chain, including an individual company established by declarant as a personal business in any form of organization (legal entity or other type of organization), considering that for such holdings in listed and unlisted companies, any participation of at least 10 % is considered relevant and must be declared
- the entities with which the declaring persons have a formalized employment relationship (regardless of the type of contract), the entities in relation to which the declaring persons hold the quality of creditors, the entities with which the declaring persons hold bonds and entities representing key clients for the companies in which declarant holds shares (to the extent that the declarant holds is aware of such a situation)

² se vor declara membrii apropiati ai familiei declarantului, respectiv: partenerul de viata, potrivit legii si copiii declarantului, copiii partenerului de viata al declarantului, dependenti si parinti ai declarantului sau ai partenerului de viata al declarantului / close members of the declarant's family will be declared: the domestic partner, according to the law and the declarant's children, the children of the declarant's domestic partner; dependents and parents of the declarant or of the declarant's domestic partner

Orice modificare cu privire la declaratiile de mai sus va fi comunicata, de indata, Directiei Resurse Umane/ Any modification related to the above declarations shall be communicated, as soon as possible to the Human Resources Department.

Redactata intr-un (1) exemplar in limba romana si engleza, in deplina cunostinta a faptului ca declaratiile false se pedepsesc conform prevederilor legale aplicabile./ Drawn up in one (1) Romanian and English copy, fully aware that the false declarations are punished according to the legal applicable provisions.

Data/Date __3rd October 2023__

Semnatura /Signature

A handwritten signature in black ink, appearing to be 'D. Ciupacu', written over a horizontal line.

Annex 6.5.
Annexes related to the members of the
Supervisory Board and Management
Board CVs



CURRICULUM VITAE

Andrei BRATU

▪ PERSONAL DATA

Age: ■

▪ EDUCATION

1993 – 1997	National College "St. Sava" Bucharest
1997 - 2001	Bucharest Academy of Economic Studies BSc Finance and Banking
2001- 2003	Bucharest Academy of Economic Studies MSc Financial Management and Capital Markets

▪ PROFESSIONAL EXPERIENCE

November 2003 – present *UNICREDIT BANK SA (Bd Expozitiei 1F, Sector 1, Bucuresti)*
Institution under the supervision of National Bank of Romania

**Member of Management Board – Executive Vice-President
(January 2019-present)**

**Director (September 2015 – 2019)
Mid Corporate Department**

Main responsibilities:

- Coordination of the Corporate Network related to Mid Corporate segment (10 regions/21 branches);
- Participating and voting in the credit committee for sustaining the proposals coming from Mid Corporate;
- Responsible for implementation in the corporate network of the strategy for the segment;
- Main responsible for achieving the Budget as well as the main RAF (Risk Appetite Framework) indicators for Mid Corporate

**Director (August 2009 – August 2015)
Corporate Underwriting Department**

Main responsibilities:

- Coordinating the underwriting activity for Mid Corporate, Key Accounts and Real Estate;
- Participating in the Credit Committee as a voting Member;
- Ensuring the implementation of all local NBR regulations and of all Group Guidelines related to Corporate Underwriting;
- Constant communication and alignment with UBA CEE Underwriting Department.

Interim positions (held in parallel with the base position):

- *Interim Chief Risk Officer (March 2012 – Sept 2012)*
- *Interim Retail Underwriting Director (Oct 2012 – Dec 2013)*

**Director (June 2007 – July 2009)
Specialized Lending Department**

Main responsibilities:

- Coordinating the Specialized Lending Unit, Loan Markets & Syndication Unit and Financial Analysis Unit;
- Participating to the Credit Committees for sustaining the Specialized Lending transactions;
- Developing and maintaining the relationship with the other Banks in Romania related with loan syndications;
- Assuring the support for the Corporate sales departments for investment loans or structured finance, acquisition finance loans exceeding EUR 5 mio;
- Managing the overflow for loans booked by Romania in UniCredit Bank Austria;
- Managing the Financial Analysis related to key accounts and real estate.

**Deputy Director (March 2006 – July 2007)
Corporate Products Department**

Main responsibilities:

- Coordinating the Structured Finance Unit, Cash Management Unit and Factoring Unit;
- Assuring the support for the Corporate sales departments for investment loans or structured finance, acquisition finance loans exceeding EUR 1 mio;
- Assisting coverage department is negotiating with key accounts;
- Responsible for the corporate budget in Cash Management and Factoring.

**Officer / Senior Officer (Novembre 2003 – March 2006)
Credit Department**

Main responsibilities:

-
- Making the risk assesment for the proposals coming from the assigned corporate branches;
 - Development fo the financial models related to the investment loans and real estate transactions;
 - Monitoring the relevant credit facilities from the assigned branches.

April 2003 – October 2003

BANCA DE CREDIT SI INVESTITII ROMEXTERRA SA
(Soseaua Pipera 42, Globalworth Plaza, Bucuresti)
Institution under the supervision of National Bank of Romania

Analyst – Network Coordination Department

Main responsibilities:

- Participating in making the banks budget as well as monitoring the achievements of the various units;
- Implementing a new monitoring and control system for the banks main indicators.

May 2000 – April 2003

S.C. VALSA CONSULTING S.A.
Financial Analyst

Main responsibilities:

- Making Investments Memorandums for corporate finance and debt restructuring, financial analysis, financial forecasting and modelling, accounting restatements according to IAS.
- Making sectorial analysis and regular reports for the listed companies.

▪ **FOREIGN LANGUAGES**

ENGLISH: Very Good

FRANCH: Intermediary

▪ **MISCELLANEOUS**

TOEFL certificate 2002

Various training courses in:

- **Structured & Project Finance** - SDA Bocconi, UniCredito Italiano
- **Capital markets & Privatisations** - SDA Bocconi, UniCredito Italiano
- **Acquisition finance** - SDA Bocconi, UniCredito Italiano
- **Financial Analysis** – Unicredit Romania
- **Credit Risk** – Unicredito Italiano
- **Banking regulations in Romnaia** - ARB
- **International Accounting Standards** – KPMG



Antoaneta Curteanu

Age: ■

Curriculum vitae

EXPERIENCE

2019 - present

Executive Vicepresident – Retail division, member of Management Board, Unicredit Bank S.A. (Romania)

(Romania, 1F Bvd. Expozitiei, sect 1 Bucharest)

Member of Supervisory Board Unicredit Consumer Financing IFN S.A. Romania

May 2016 – 2019

Head of Corporate Investment Banking and Private Banking, member of the Management Board, UniCredit Bulbank (Bulgaria, 7 Sv.Nedelya sq. 1000 Sofia),

July 2010 – April 2016

Chief Executive Officer, UniCredit Leasing Corporation IFN SA (Romania, 23-25 Ghețarilor Str., groundfloor, 1st, 2nd and 4th floors, sector 1, Bucharest)

June 2007 – July 2010

Deputy Head of Corporate Investment Banking & Private Banking Division and Global Transactioning Director, UniCredit Tiriac Bank (Romania, Bd. Expozitiei nr. 1F, sector 1, Bucharest)

May 2005 - June 2007

Executive Vice President, in charge with Corporate activity, UniCredit Romania SA (Romania, 16 Splaiul Unirii, sector 3, Bucharest)

October 2004 - May 2005

Deputy Managing Director, UniCredit Romania SA (Romania, 16 Splaiul Unirii , sector 3, Bucharest)

February 2004 – October 2004

Corporate Network Manager, UniCredit Romania SA (Romania, 16 Splaiul Unirii, sector 3, Bucharest)

October 2003 - February 2004

Regional Manager Bucharest, UniCredit Romania SA (Romania, 16 Splaiul Unirii, sector 3, Bucharest)

February 2000 – October 2003

Main Branch Manager, Bucharest, UniCredit Romania SA (Romania, 16 Splaiul Unirii, sector 3, Bucharest)

April 1999 - February 2000

Senior Relationship Manager, UniCredit Romania SA (Romania, 16 Splaiul Unirii, sector 3, Bucharest)

January 1998 – April 1999

Head of Documentary Credits Department, UniCredit Romania SA (former DemirBank) (Romania, 16 Splaiul Unirii, sector 3 Bucharest)

March 1996 – January 1998

Export Department Manager, Commercial Bank “ION TIRIAC”, International Division H.O. (Romania, 4 Doamnei Street, sector 3, Bucharest)

September 1993 - March 1996

Documentary Credits Specialist, Commercial Bank “ION TIRIAC”, International Division H.O. (Romania, 4 Doamnei Street, sector 3, Bucharest)

August 1991 – September 1993

Payment Order Specialist, Commercial Bank “ION TIRIAC”, International Division H.O. (Romania, 4 Doamnei Street, sector 3, Bucharest)

September 1986 - August 1991

Accounting Department, METALOGLOBUS, Bucharest Factory (Romania, 38 Fantanica Street, sector 2, Bucharest)

STUDIES

April 2017 **„Business Leaders for Transform”** IMD Lausanne

April - June 2016 **„EMERITUS” Leadership through Values** - asociatia Erudio;

Sept.-Nov. 2010 **„Erisma” Leadership Creativ** – asociatia Erudio

2005 - Graduated the „MBA for Bankers” course held by **SDA Bocconi**;

May 2003 - Feb. 2004 **Master “Young Talents Programme”, SDA Bocconi University and UCI Group**

Feb. 1999 **Risk Management on loans** – Istanbul, Interconsult Ltd

Sept. 1996 - Feb. 1997 English course **“Money Matters”** held by Linguaphone Institute London, Chamber of Commerce London/Cornelsen & Oxford

Sept. 1996 **“International Payments”** Seminar organized by Citibank

1994-1996 **U.S.A. Graduate School of Banking at Louisiana State University, Master Degree in Banking 96**

June 1994 **Trust Company Bank of South Georgia, Albany GA, USA, “trainee”** in various bank’s departments

Nov. 1993 IBR and Deutsche Bank **“Payment System”** Seminar

Dec. 1992 Austria, Austrian National Bank Seminar, **“Bank Marketing”**

1986 - 1991 **The Academy of Economic Studies, Bucharest, Finance and Accounting Faculty, Master** in Finance and Accounting in 1991, Academic work: **“Cost Calculation”**

1982-1986 **„Julia Hasdeu”** High School Bucharest

Curriculum Vitae – MIHAELA-ALINA LUPU



PERSONAL INFORMATION

Name Mihaela-Alina Lupu
 Nationality [REDACTED]
 Date of birth [REDACTED]

PROFESSIONAL EXPERIENCE

Period **September 2021 – 2023**
 Name and address of the employer and the supervision authority UniCredit S.P.A.
 Piazza Gae Aulenti 3 - Tower A, 20154 Milano, Italy
 Supervision authority: European Central Bank
 Field of activity Banking / Financial Sector
 Position **CFO Central and Eastern Europe (CE&EE)**

Starting with 13.10.2023, CEO of UniCredit Bank S.A.

The main activities and responsibilities

Reporting to: 1. Central Europe CEO; 2. Eastern Europe CEO and 3. Group CFO - all of them members of Group Executive Committee

- **Management responsibility:** 2 subordinated departments - CE&EE Planning and CE&EE ALM & Funding. 31 subordinates in total. 11 Country CFOs under functional supervision as follows: CE: Austria, Cz&Sk, Hungary, Slovenia, EE: Romania, Bulgaria, Croatia, Serbia, B&H (Banja Luka and Mostar), and Russia. Around 950 employees under indirect subordination
- **Member of the CE&EE Executive Committee (ExCo) and Member of the CE&EE Management Committee** (comprised of CE&EE ExCo members, plus countries CEOs and Deputy CEOs where applicable)
 - Selection of discussed subjects over-time related to the 11 countries under supervision: • *Actual Results*; • *Forecasts*; • *Funding and Liquidity Update*; • *Macroeconomic Update*; • *Multi Year Projections*; • *Risk Figures*; • *Liquidity Development*; • *Retail Segment Results*; • *Corporate Segment Results*; • *Performance Benchmarking*; • *Market Share Report*; • *New Organisation Model Deployment*; • *Net Promoters Score Update*; • *Simplification Initiatives*; • *HR Dashboard*; • *ESG*
 - Compliance topics coverage: • *Practical Compliance related cases as part of the Tone from the Top program (AML, Financial Sanctions)*; • *Anti-Financial Crime Dashboard*; • *Managing Conflicts of Interest*; • *Update on Tone from the Top on Anti Money Laundering*; • *Know Your Customer (KYC) Backlog Update*
- **Member of the Non-Financial Risk Committee (NFRC)**
 - Selection of discussed subjects during the NFRC over-time related to the 11 countries under supervision: • *Status of the Compliance, Integrated Audit, Operational Risk, Cyber Risk Monitoring 2nd Level Controls*; • *Finance/Management Letters*; • *Physical Security Penetration Tests*; • *RAF Settings Risk Scenario evaluation*; • *Identity and Access Management*; • *Complaints monitoring*; • *Group Regulatory Affairs updates*; • *Internal fraud vulnerability assessment*; • *Corporate Security dashboard*; • *Global audit activities planned*; • *Status of various incidents across the Group, lessons learned*

- Broad Compliance topics coverage: • *Supervisory inspections' status, findings, implementation progress and lessons learned*, • *Compliance plan – Group trainings, rules implementation status*; • *Sanctions updates*; • *KYC backlog*; • *Residual Risks levels monitoring*

- **Main responsibilities:**

- Responsible to manage and control all the Finance activities in relation with CE&EE, responsible for the comprehensive view and the coordination in the management of the activity in CE&EE Legal Entities, together with the local Finance responsible function; coordinating competent Finance responsible functions in the control and steering and in the cascading of Group guidelines for all different CFOs in CE&EE Legal Entities; performing the oversight and the management activities for CE&EE Countries, and acting as main focal point for Finance matters providing advice and support and maintaining a strict relationship with other Group and Business competent functions
- Responsible for the adequacy of the organizational set-up of local Finance functions and for evaluations of the proposals for the appointment, removal, career path and implementation of the appraisal and Short Term incentive performance systems for the CFOs of the CE&EE banks
- Supporting CEOs in maximizing the CE&EE division risk adjusted profitability and value creation, through identification of actions to improve the divisions risk adjusted performance, including capital optimization, as well as definition of the business targets
- Run or contribute to strategic assessments and projects from Financial and Business rational standpoint (i.e. cross-border mergers, disposals)
- Manage crisis situations 24/7 for long periods when occurring (e.g. Russia, Banja Luka) in strict cooperation with Compliance and Legal functions for the majority of the activities, in order to assure rock solid steering of the areas under direct finance responsibility and contribute to specific deleveraging transactions, driving financial analysis of impact and execution for the finance specific ones
- Definition and implementation of the regional strategy in cooperation with the Executive Committee business and competence lines. Supporting CEOs in defining direction and in steering the financials, the business mix and the value creation KPIs. Managing both the relation with the Group Holding functions relevant for coordination of the various aspects of the execution and the countries CFOs and other business and competence lines instrumental for the proper steering and execution
- Running the planning and controlling processes (Actual, Forecast and Budget) through interactions with the CE&EE banks, business lines and product factories; performing comparative analysis of strategic business approaches with other Entities (internal and external), supporting the Heads in their replication in CE&EE Countries with the purpose of best practice sharing on strategy development within CE&EE, coordinator of the country Performance Management sessions, Forecasting, Multi-Year-Projections
- Coordinating CE&EE-related contribution to Quarterly/Annual reports, preparing documents needed for communications to analysts and investors requested by Investor Relations
- Coordinating Finance topics pertaining to CE&EE area, related to liquidity and funding, interest rate, strategic FX and credit portfolio management, Banking Book bonds portfolio, and Fund Transfer Pricing activities. Steering and monitoring the liquidity position of the banks. Coordinating the intra-group funding/borrowing to/from CE&EE, steering external funding plan and supporting the execution in CE&EE. Successful issuance in 2022 of the first Synthetic Securitization in Bulgaria, under the coordination of the ALM CE EE team reporting to me

Period

April 2019 - March 2022

Name and address of the employer and the supervision authority

AO UniCredit Bank Russia
9, Prechistenskaya Embankment, Moscow, Russia, 119034
Supervision authority: Central Bank of the Russian Federation

Field of activity

Banking / Financial Sector

Position	Member of Supervisory Board of AO UniCredit Bank Russia
The main activities and responsibilities	<ul style="list-style-type: none"> - Supervising the performing functions of the Management Board and its compliance with laws, the Articles of Association and the resolutions of the Sole Shareholder; receiving reports from the Management Board on its activity at least once every three months; electing/recalling members of the Management Board - Attributions more in detail: <ul style="list-style-type: none"> ▪ Define the priority directions of the Bank's activity ▪ Approve annual and long-term business, financial and strategic Multi Year Plans of the Bank as well as annual accounting reporting ▪ Approve recommendations to General Stakeholder's Meeting for annual and ad hoc profit distributions ▪ Monitor the effectiveness of internal control system functioning, procure its efficiency and approve documents on organization of internal control system ▪ Decide on acquisition of the Bank's shares, bonds and other securities ▪ Approve major transactions of the Bank (within the limit envisaged by law beyond which the General Meeting of Shareholders is competent to decide) ▪ Approve the strategy for managing the risks and capital of the Bank ▪ Approve the general terms and conditions applicable to medium and long term debt instruments of the Bank ▪ Decide on establishing subsidiaries of the Bank
Period	April 2020 - March 2022
Name and address of the employer and the supervision authority	AO UniCredit Bank Russia 9, Prechistenskaya Embankment, Moscow, Russia, 119034 Supervision authority: Central Bank of the Russian Federation
Field of activity	Banking / Financial Sector
Position	Member of Audit Committee
The main activities and responsibilities	<ul style="list-style-type: none"> - Assisting the Supervisory Board in fulfilling its responsibilities related to the adequacy of the Legal Entity's entire internal control system and in assessing the adequacy of accounting principles used to prepare the financial statements and in supervising the effectiveness of the external auditing process and of the external auditor's activity - Attributions more in detail: <ul style="list-style-type: none"> ▪ Attributes related to External Auditor and Internal Audit: supervising the effectiveness of the external auditing process; assessing the adequacy of accounting principles used to prepare the financial statements; reviewing activities, organisation structure, and qualifications of Internal Audit including the review of guidelines, the annual audit plan, the periodic reports prepared by the Internal Audit function and the implementation of suggested corrective actions ▪ Reviewing risk areas of the Bank's operations ▪ Controlling over the Bank's compliance with legal and regulatory provisions, its articles of association, by-laws, and internal regulations; attributes related to compliance issues and the observance of the Code of Conduct/Business ethics of the Bank
Period	September 2017 – August 2021
Name and address of the employer and the supervision authority	UniCredit S.P.A. Piazza Gae Aulenti 3 - Tower A, 20154 Milano, Italy Supervision authority: European Central Bank
Field of activity	Banking / Financial Sector
Position	Head of Group Planning, Capital Management & Strategic ALM (co-heading for the period September 2020 – August 2021 with enlarged responsibilities)
The main activities and responsibilities	<ul style="list-style-type: none"> • Reporting to: Group CFO who acted as member of Group Executive Committee • Management responsibility of >200 employees in the direct supervision, of which 3 primary departments (1. Group Planning, 2. Capital Management, 3. Strategic ALM), and 3 secondary departments (4. Planning Italy, 5. Planning CEE, 6. CIB

	<ul style="list-style-type: none"> Planning) • Voting Member of the Group Assets and Liabilities Committee • Member of the Capital and Liquidity Task Forces, according to the operating model for the management of capital and/or liquidity crisis situations, and consequent advisory role to the extended Group Risk & Internal Control Committee (GR&ICC) for such events • Member of the Group Recovery Plan Council (kicked off in 2021) • Main responsibilities: <ul style="list-style-type: none"> - Responsible for steering and coordination of the Group Planning and Control processes (Segment Reporting, Forecasting, Budget and Strategic Planning, Performance Monitoring and Analysis), Group Capital Management and Strategic Asset & Liability Management ("ALM") processes, supporting the Top Management in the strategic decisions, contributing to the Strategic Planning and definition of the quantitative financial targets, in capital and liquidity planning and evaluating and monitoring the impacts linked to the various initiatives/ business cases/ strategic interventions and one-offs - Providing comprehensive view of the Group through performance monitoring, reporting and analysis, aiming at supporting the Top Management and other stakeholders in the decision-making process - Managing the strategic and relevant projects process validation and monitoring jointly with other relevant Holding functions - Capital steering, management and monitoring; preparing for the Top Management all relevant planning, allocation and optimization choices, providing proposals for the capital and financial plan. Defining the risk appetite capitalization for Group and for all Legal Entities - Coordinating the Financial Planning global process and production of the Group's ordinary and contingency Funding Plan, defining the target financial structure considering liquidity impacts, constraints and strategic decisions, in order to ensure continuous financial stability and sustainability of Group's growth, strategies/policies of balance sheet development and the allocation of liquidity - Coordinating the production of the internal documents used for the official Quarterly Market communication and Strategic/ Capital Markets communication, towards Top Management, Board of Directors, European Central Bank, including contribution to the Q&As. - Key role/ department supporting the Group CFO, Group CEO and Investor Relations team in the official Market Communications of Quarterly results and Capital Markets Days. - Interacting with the European Central Bank / Joint Supervisory Team on various inspections, presentations of the Quarterly results, preparation of the Budget and Multi Years projections, Capital and Liquidity workshops, thematic reviews, specific ad-hoc requests - Participation jointly with Mergers & Acquisitions Department in strategic projects, price-sensitive, i.e. target acquisitions or disposals analysis (in various jurisdictions)
Period	February 2017 – August 2018
Name and address of the employer and the supervision authority	Pioneer Asset Management S.A.I. S.A. România (currently, Amundi Asset Management S.A.I. S.A., headquartered in Bucharest, no. 56 Dacia Blvd, Corp B, 2 nd District, Romania) Supervision Authority: Financial Supervisory Authority (ASF)
Field of activity	Financial Sector
Position	Member of Board of Directors (Non-executive role)
The main activities and responsibilities	<ul style="list-style-type: none"> - Supervises the performing functions of the Management Board and its compliance with laws, the Articles of Association and the resolutions of the Sole Shareholder; receive reports from the Management Board on its activity at least once every three months and may undertake all investigations necessary for the performance of their obligations; - Elects and recalls members of the Management Board and approve their remunerations - Reviews the financial statements, the proposals of the Management Board concerning the distribution of profit or the settlement of loss, reports of the MB prior to their submission to the Sole Shareholder; - Gives a preliminary approval for Management Board resolutions as provided in the Statute

Period	August 2013 – August 2017
Name and address of the employer and the supervision authority	UniCredit Bank S.A. Expozitiei Bd, 1F, 1st district, Bucharest Supervision Authority: National Bank of Romania
Field of activity	Banking / Financial Sector
Position	Chief Financial Officer , member of Management Board (appointed in August 2013, approved by National Bank of Romania and exercising responsibilities starting with December 2013 and until end of August 2017)
The main activities and responsibilities	<ul style="list-style-type: none"> • Management responsibilities: approx. 100 employees in the direct supervision • Member of the following committees: 1. RMOC (Risk Management Operative Committee), 2. ALCO, 3. Project Committee, 4. ICBC (Internal Control and Business Continuity), 5. Cost Committee, 6. Crisis Committee/Business Continuity & Crisis Management Committee, 7. Norms & Procedures Committee (by representation) • Main Responsibilities: <ul style="list-style-type: none"> - Ensuring the day to day management of the Bank, collectively with the other members of the Management Board - Representing and engaging the Bank according to the applicable rules and decisions - Ensuring implementation of the decisions of the General Shareholders Meeting and of the Supervisory Board - Finance Area Divisional Coordination of the Accounting & Reporting, Tax, Planning & Controlling, Assets & Liabilities Management, Strategic & Macroeconomic Analysis, in order to achieve the bank targets - Coordinate the preparation and timely delivery of all the reports and financial statements regulated by internal and legal procedures or by UniCredit Group procedures for all the departments in the area of responsibility, including the ones requested by the National Bank of Romania and those in line with the UniCredit Group requirements - Coordinate the preparation and delivery of strategic and operational plans, financial performance managerial reporting and analysis - Responsible for the implementation and due application of an adequate internal control framework for all the coordinated departments - Responsible for CFO area for the RBS (Royal Bank of Scotland) corporate purchase and with the whole business case calculations, member of the team negotiating the second part of the deal with RBS representatives, following successful retail transaction.
Period	December 2012 – October 2017
Name and address of the employer and the supervision authority	UniCredit Leasing Corporation IFN SA Ghetarilor 23-25, 1st district, Bucharest (currently headquartered in Bucharest, no 1F Expozitiei Blvd, floor 1, 7 and 8, 1 st District, Romania) Supervision Authority: National Bank of Romania
Field of activity	Financial Sector
Position	Member of Supervisory Board
The main activities and responsibilities	<ul style="list-style-type: none"> - Supervises the performance of the responsibilities by the Management Board and its compliance with laws, the Articles of Association and the resolutions of the Sole Shareholder; receive and assess the reports from the Management Board on its activity at least once every three months; - Participating in the election and recalling of members of the Management Board and in the approval of their remunerations - Reviews the financial statements, the proposals of the Management Board concerning the distribution of profit or the settlement of loss, reports of the MB prior to their submission to the Sole Shareholder; - Gives a preliminary approval for specific Management Board resolutions as provided in the Statute
Period	October 2014 – October 2017
Name and address of the employer	UniCredit Leasing Corporation IFN SA

and the supervision authority	Ghetarilor 23-25, 1st district, Bucharest (currently headquartered in Bucharest, no 1F Expozitiei Blvd, floor 1, 7 and 8, 1 st District, Romania) Supervision Authority: National Bank of Romania
Field of activity	Financial Sector
Position	Member of Audit Committee
The main activities and responsibilities	<ul style="list-style-type: none"> - Assisting the Supervisory Board in fulfilling its responsibilities related to the adequacy of the Legal Entity's entire internal control system and in assessing the adequacy of accounting principles used to prepare the financial statements and in supervising the effectiveness of the external auditing process and of the external auditor's activity - Attributions more in detail: <ul style="list-style-type: none"> ▪ Attributes related to External Auditor and Internal Audit: supervising the effectiveness of the external auditing process; assessing the adequacy of accounting principles used to prepare the financial statements; reviewing activities, organisation structure, and qualifications of Internal Audit including the review of guidelines, the annual audit plan, the periodic reports prepared by the Internal Audit function and the implementation of suggested corrective actions ▪ Reviewing risk areas of the Bank's operations ▪ Controlling over the Bank's compliance with legal and regulatory provisions, its articles of association, by-laws, and internal regulations; attributes related to compliance issues and the observance of the Code of Conduct/Business ethics of the Bank
Period	December 2012 – June 2015
Name and address of the employer and the supervision authority	UniCredit Leasing Romania S.A. (merged through absorption into UniCredit Leasing Corporation IFN SA starting with June 2015) Ghetarilor 23-25, 1st district, Bucharest Supervision Authority: National Bank of Romania
Field of activity	- Financial Sector
Position	- Member of Supervisory Board
The main activities and responsibilities	<ul style="list-style-type: none"> - Supervises the performance of the responsibilities by the Management Board and its compliance with laws, the Articles of Association and the resolutions of the Sole Shareholder; receive and assess the reports from the Management Board on its activity at least once every three months; - Participating in the election and recalling of members of the Management Board and in the approval of their remunerations - Reviews the financial statements, the proposals of the Management Board concerning the distribution of profit or the settlement of loss, reports of the MB prior to their submission to the Sole Shareholder; - Gives a preliminary approval for specific Management Board resolutions as provided in the Statute
Period	November 2010 - July 2013
Name and address of the employer and the supervision authority	UniCredit Tiriac Bank S.A. (currently UniCredit Bank S.A) Ghetarilor 23-25 Street, 1st district, Bucharest, Romania Supervision authority: National Bank of Romania
Field of activity	Banking / Financial Sector
Position	Planning and Control Director
The main activities and responsibilities	<ul style="list-style-type: none"> • Reporting to: Country CFO, who acted as Member of Management Board • Management responsibility: approx. 25 employees in direct supervision • Main Responsibilities: <ul style="list-style-type: none"> - Strategic planning, budgeting cross entities, including consolidation, financial performance monitoring and business performance of all business lines, products, segments, capital management, Management Information System (MIS), market positioning (benchmarking), financial analysis, business cases, cost accounting, project management, development of an integrated strategy monitoring system (Balance Scorecard), preparing financial analysis and performance reports for senior management of the bank's board of directors and the board, ALCO Committee, costs and other organizational structures, branches, departments

	<ul style="list-style-type: none"> - Responsible of the Consideration chapter for the RBS retail purchase and with the whole business case calculations, member of the team negotiating the deal with RBS representatives - Coordination of the Finance Stream for the portfolio migration. Active participation to the preparation of the prospectus for the first UCT senior uncovered bonds' issuance
Period	June 2007 – October 2010
Name and address of the employer and the supervision authority	UniCredit Tiriac Bank S.A. (currently UniCredit Bank S.A) Ghetarilor 23-25 Street, 1st district, Bucharest, Romania Supervision authority: National Bank of Romania
Field of activity	Banking / Financial Sector
Position	Head of Controlling Department
The main activities and responsibilities	<ul style="list-style-type: none"> • Reporting to: Planning & Control Director • Main responsibilities: <ul style="list-style-type: none"> - Preparation of the budget with all the specific details of business, financial and business performance monitoring, segmentation, maintenance and development of the bank's managerial accounting systems, maintenance and development of rules for monitoring profitability, management information systems used for budgeting and performance monitoring, Project Manager of the DWH and BI system - Responsible within the technical migration of data from UniCredit Romania for all the specific aspects of Financial Control department
Period	October 2005 - May 2007
Name and address of the employer and the supervision authority	HVB Bank Romania S.A. (starting with 30.08.2006 Commercial Bank HVB Tiriac S.A., currently UniCredit Bank S.A acting as legal successor), Bucharest, 1 st District, no. 15 Charles de Gaulle Square Supervision authority: National Bank of Romania
Field of activity	Banking / Financial Services
Position	Deputy Head of Controlling Department
The main activities and responsibilities	<ul style="list-style-type: none"> • Reporting to: Head of Controlling Department • Main responsibilities: <ul style="list-style-type: none"> - Control and coordinate the group reports (financial statements – balance sheet, P&L, financial notes, solvency, equity), preparing the trial balance according to the group requests, budget details for the business lines, coordination of the cost management activities, following the profitability of different business elements, financial analysis for launching products, creating budgeting models, financial reports for senior management, branches and other departments - Responsible for coordination and implementation of all the specific details related to the Financial Control department during the technical migration between HVB Bank Romania S.A. and Banca Comerciala Ion Tiriac S.A.
Period	May 2004 - September 2005
Name and address of the employer and the supervision authority	HVB Bank Romania S.A. (currently UniCredit Bank S.A. acting as legal successor) 1st district, Bucharest, Romania Supervision authority: National Bank of Romania
Field of activity	Banking / Financial sector
Position	Coordinator of Controlling Department
The main activities and responsibilities	<ul style="list-style-type: none"> • Reporting to: Head of Financial Control Department • Main responsibilities: <ul style="list-style-type: none"> - Control and coordinate the group reports (financial statements – balance sheet, P&L, financial notes, solvency, equity), preparing the trial balance according to the group requests, budget details for the business lines, coordination of the cost management activities, following the profitability of different business elements, financial analysis for launching products, creating budgeting models, financial reports for senior management, branches, and other departments - Participating to the analysis process and DataRoom, meetings (Due Diligence) related to the acquisition of Banca Comerciala Ion Tiriac S.A., as representative

	of the Financial Control area
Period	August 1998 - April 2004
Name and address of the employer and the supervision authority	HVB Bank Romania S.A. (previously named Bank Austria Creditanstalt Romania, currently UniCredit Bank S.A acting as legal successor) 1st district, Bucharest, Romania Supervision authority: National Bank of Romania
Field of activity	Banking/ Financial Sector
Position	Senior Controller / Financial Analyst
The main activities and responsibilities	<ul style="list-style-type: none"> • Reporting to: Coordinator of Financial Control Department • Main responsibilities: <ul style="list-style-type: none"> - Prepare the group reports (income statement, balance sheet, statistics), developing budgetary details on all lines of business, cost management, monitoring different components of business profitability, financial analysis for product launches, creating budget specific models, preparing reports for management bank branches and other departments - Maintaining in the IT system various technical elements needed for monitoring the performance, nostro reconciliation, accounts reconciliation, specialization for the treasury control area - Participating to all the opening activities in Romania of Bank Austria Credinstalt (preparing the IT system, activities related to the opening accounts, preparing procedures for the assigned areas)
Period	April 1998 – July 1998
Name and address of the employer and the supervision authority	Ibis Computer Bucharest SRL / Lowtec SRL Bucharest, Romania Supervision authority: N/A
Field of activity	Technology
Position	Accountant
The main activities and responsibilities	Primary accounting, managerial accounting, participation in preparing the financial statements, the return of VAT and other situations and specific secretariat tasks.
Period	April 1996 - March 1998
Name and address of the employer and the supervision authority	Lowtec SRL Bucharest, Romania Supervision authority: N/A
Field of activity	Technology
Position	Assistant Manager
The main activities and responsibilities	Assisting the management in organizing, planning and implementing day to day operations
EDUCATION AND TRAINING	
Studies duration	5 years (1994 – 1999)
Educational establishment	Academy of Economics / Faculty of International Economic Relations
Field of studies/ occupational skills	Economics
Diploma	Economist
The level of classification of the form of training/education	Bachelor
Studies duration	4 years (1990-1994)
Educational establishment	College of Informatics no 1, Tudor Vianu
Diploma	Programmer Analyst

The level of classification of the form of training/education

Graduated

Other Trainings & Courses

Leadership Trainings:

The CFO Program / EMEA Next generation CFO Academy, Deloitte, Brussels / May 2023 – ongoing

Curricula selection:

- Insights into the CFO role: • *Four faces of a CFO framework*; • *Executive search perspective*; • *Roadmap to CFO*; • *CFO perspective*
- Insight into stakeholder expectations: • *Investors*; • *CEO perspective*; • *Chair's perspective*; • *Audit Committee Chair perspective*
- Finance and Boardroom: • *Digital finance and automation*; • *ESG and sustainable finance*; • *Future of work*; • *Governance and regulations*; • *Remuneration*; • *Reputation and sustainability*; • *Macroeconomics*
- Leadership and wellbeing: • *Leading with purpose*; • *Business Chemistry*; • *Personal impact and brand*; • *Dealing with change and stress*

ESG Program for Group Executives, POLIMI-Politecnico of Milan / February 2023

Curricula selection:

- Global ESG trends and business value: • *The role of ESG dimension for business leader companies*; • *Increasing stakeholders' demands and market competition*
- ESG Regulatory Framework: • *Evolving global and local regulations*; • *Global standards*
- ESG Risks and impacts: • *Credit, market, operational, liquidity, reputational*; • *Climate change & biodiversity*; • *Social impacts*; • *Greenwashing*
- Responsible/ Sustainable finance: • *Commitments and Policies" (Circular economy, Biodiversity, Net Zero)*; • *Impact Investments and measurement*; • *Sectoral strategies and UC policies framework*; • *Industry cases overview*
UniCredit ESG commitment. Leadership capabilities to • *Communicate vision*; • *Steer and drive change through processes optimization*; • *People engagement on ESG topics*; • *Build alliances, partnership & ecosystems*

Accountability and Speak-Up Workshop, UniCredit / November 2021

Proficiency in Corporate Governance, INSEAD and LinkLaters, together with UniCredit/ July / October 2020

Curricula selection:

- UniCredit Perspective: • *Strengthening Our Governance Culture*; • *Group Shareholding Perspective*; • *Group Corporate Governance & Legal Perspective*
- The Corporate Governance Program: • *Governance & Responsibility, Boards & Stakeholders*; • *Conceptualizing and Structuring Board Responsibilities*; • *Executing Responsibilities in the context of subsidiaries*

Risk, Compliance, Audit, Regulatory Affairs Program, INSEAD, together with UniCredit / October – December 2020

Curricula selection:

- Risk: • *Key tasks of Risk Management and related activities*; • *Coping with Pandemic and interaction with Board of Directors and Top Management*; • *Credit & Integrated Risks (ICAAP, Stress Testing, RAF, Monitoring)*; • *Risk Models & Credit Risk Governance*; • *Financial Risk*; • *Operational & Reputational Risks*; • *Non-Performing Exposure*; • *Lessons learned (public case studies)*; • *Further evolution of Risk Management and Top emerging risks*
- Compliance: • *Key tasks of Compliance*; • *Activities*; • *Governance mechanism*; • *Key Projects and Initiatives*; • *Compliance Culture*
- Audit: • *Overview on Internal Audit Role and Mission*; • *Dealing with a challenge scenario: Covid 19 pandemic impacts on IA*; • *Internal Audit Governance Mechanism*; • *Lessons learnt from external/internal events*
- Regulatory Affairs: • *Regulatory Supervision*; • *Supervisory Review and*

Examination Process (SREP); • Recovery and Resolution; • Engaging regulators; what is next in the regulatory pipeline?

Change Employee Behavior Program, IMD, online / September – June 2018

Emeritus Leadership through Values Program, Romania / April – June 2017

Erisma Leadership Program, Romania / March 2016 – June 2016

Leadership for Executive Management, UniCredit Group, Milan / May 2013

CFO Next Generation Program, Deloitte, Romania / May 2012 – April 2013

Technical Trainings:

Compliance Training Program, Deloitte / June 2023

Curricula selection:

- *AML/CFT Governance, Policies and procedures, Roles and responsibilities for the 3 lines of defence, Structure of the AML function, Internal controls framework, Training of the employees, Transaction monitoring and reporting of suspicious transactions*
- *Culture of compliance and the role of upper management; • Customer onboarding, KYC; •Risk based approach; • International sanctions; • AML*

Enrolled to get ACAMS certifications for:

- **CAMS** -Certified Anti-Money Laundering Specialist (Specialist-Level Certification)
- **CGSS** -Certified Global Sanctions Specialist (Specialist-Level Certification)

IFRS, CECCAR, Romania / October 2013

IFRS & IAS for financial services area, IBR / September 2013

Accounting & IFRS Reports, KPMG, Romania / September 2013

Assets & Liabilities Management, UniCredit Group, Milan / June 2013

IFRS & IAS for financial services area, KPMG, Romania / June 2013

IFRS, Deloitte & Touche Romania / July 2003

SAP training for implementing the IFRS within the Sap Reporting, Bank Austria Vienna / December 2002

ACI Certificate for Transactions, Omnilogic BGS Romania / September 2001

ACI Certificate for Transactions, Finance Trainer, International/Vienna / June 2001

International Markets, Lecturer Robert Wolf, Georgetown University / May 2001

Risk Management, Treasury and Controlling – Bank Austria Vienna / May 2000

IFRS, Bank Austria Romania, D&T Romania, IBR / May 1999

Accounting Romanian Standards vs. IFRS, BPP Romania / June 1999

Risk Management/Risk Value, Reuters Vienna, Erste Bank Vienna / March 1999

Group Internal Training - online coverage (relevant selection):

PhishEat: Outwit the Phisher / June 2023

Identity and Access Management / June 2023

Code of Conduct - 2022 / June 2023

Financial Sanctions - 2022 / June 2023

AML and CTF - 2023 / June 2023

Market Abuse Regulation - 2023 / June 2023

Conflict of Interest/ 2022 edition / August 2022

General Principles for Digital Frauds / August 2022

Group GDPR Update (2021) / July 2022

Anti-Money Laundering (2021 Edition) / September 2021

Antitrust (2021) / September 2021

Financial Sanctions (2021) / September 2021

General Principles of Information Security 2020 / December 2020

Whistleblowing (2020 Edition) / December 2020

GDPR (2020) / September 2020

	<p><i>Data Protection / August 2020</i></p> <p><i>Financial Sanctions (2020) / August 2020</i></p> <p><i>Market Abuse - 2020 / August 2020</i></p> <p><i>Anti-Corruption / July 2020</i></p> <p><i>Fighting Harassment, Sexual Misconduct, Bullying, Anti-retaliation / January 2020</i></p> <p><i>CRS & QI (Common Reporting Standard & Qualified Intermediary) / January 2020</i></p> <p><i>Transactions with Related Parties and associated / January 2020</i></p> <p><i>Compliance Antitrust Program - Sensitive Information Exchange / January 2020</i></p> <p><i>Financial Sanctions (2019) / December 2019</i></p> <p><i>Anti-Money Laundering (2019 Edition) / June 2019</i></p> <p><i>Recognize and fight frauds / June 2019</i></p> <p><i>Travel Risk Awareness / June 2019</i></p> <p><i>Code of Conduct / August 2018</i></p> <p><i>GDPR (2018) / September 2018</i></p> <p><i>MiFID II Directive / August 2018</i></p> <p><i>Market Abuse - 2018 / August 2018</i></p> <p><i>MiFID Directive / December 2017</i></p> <p><i>Personal data protection and security / December 2017</i></p> <p><i>Anti-Money Laundering & Counter Terrorism Fighting (2017) / December 2017</i></p> <p><i>Conflict of Interest/ 2017 edition / December 2017</i></p> <p><i>Market Abuse - 2017 - / December 2017</i></p> <p><i>FATCA (Foreign Account Tax Compliance Act) - / December 2017</i></p> <p><i>Group - Anti Money Laundering and financial sanctions / December 2017</i></p> <p><i>Anti-corruption / December 2017</i></p> <p><i>Group Compliance Sensitive Information / December 2017</i></p> <p><i>Global Compliance Induction - English - / December 2017</i></p> <p><i>Personal data protection and security - / December 2017</i></p> <p><i>Volcker Rule – Group Introductory Training Course / December 2017</i></p> <p><i>General Principals of Informatic Security and Data Protection / December 2017</i></p> <p><i>Antitrust and Commercial practices (2017) / December 2017</i></p>
PERSONAL SKILLS AND COMPETENCES	
Native language	Romanian
Foreign languages	English (Proficiency level), Italian (Elementary) French (Elementary)
Social skills and competences	Communication and active listening Empathy Customer and quality-oriented Flexibility and adaptability Decisiveness
Organizational skills and competences	Business acumen Strategic thinking Leadership Data driven and risk based decision making Change management
Skills and technical competences	Advanced level in working with specific computer and financial analysis tools: Word, Excel, Access, Power Point, Oracle
Others	Music (8 years of piano), Travel, winter sports (skiing), driving
Driving licence	License B

Curriculum vitae - RALUCA-MIHAELA POPESCU-GOGLEA	
Informatii personale	
Nume / Prenume	RALUCA-MIHAELA POPESCU-GOGLEA
Nationalitate(-tati)	██████
Data nasterii	██████
Experienta profesionala	
Perioada	Noiembrie 2019 – Octombrie 2022
Numele si adresa angajatorului si autoritatea de supraveghere	UniCredit Bulbank AD 7 St. Nedelya Sqr., 1000, Sofia, Bulgaria Banca Nationala a Bulgariei
Tipul activitatii sau sectorul de activitate	Bancar
Functia sau postul ocupat	Vice-Presedinte Divizia Corporatii, Membru al Directoratului
Principalele activitati si responsabilitati	<ul style="list-style-type: none"> • Asigurarea conducerii Băncii, impreuna cu ceilalți membri ai Consiliului de Administrație, în conformitate cu legislatia și Actul Constitutiv al Băncii; • Responsabil de Profitabilitatea diviziei Corporate din cadrul Băncii (peste 400 de angajați), inclusiv responsabila de cele doua filiale, UniCredit Leasing (peste 150 de angajați) și UniCredit Factoring (peste 40 de angajați); • Participarea cu competenta de aprobare și membru în diferitele Comitete ale Băncii precum Comitetele de Credit/Consiliile de Credit, Comitetele de Activ și Pasiv, Comitetele de Risc Operational si Reputațional; • Responsabil de implementarea strategiei companiei de Leasing ca Membru al Consiliului de Supraveghere UniCredit Leasing; • Stabilirea strategiei, stabilirea alocarii bugetelor fiecărui departament al diviziei, inclusiv celor două filiale, în conformitate cu strategia Băncii și Grupului; • Responsabil de coordonarea activității comerciale, prin elaborarea unei strategii de vânzări și monitorizarea planurilor de acțiune comercială, implementare și rezultate și prin îndrumarea dezvoltării strategice a produselor bancare corporative; • Raspunde de respectarea limitelor, procedurilor si regulilor aprobate; monitorizarea continua a calitatii portofoliului Corporate; • Gestionează, organizează, coordonează și controlează activitatea șefilor structurilor subordonate din cadrul Diviziei, inclusiv UniCredit Leasing; gestionează coordonarea activității Diviziei cu alte structuri din Bancă; • la parte la rezolvarea problemelor legate de personal pentru a îmbunătăți competențele profesionale și motivația; • Face propuneri de schimbări organizatorice în cadrul Diviziei în scopul îmbunătățirii calității și eficienței activității; • Lucrează în conformitate cu Valorile Corporative ale Grupului și Codul de conduită al Grupului.
Perioada	Noiembrie 2019 – Februarie 2022
Numele si adresa angajatorului si autoritatea de supraveghere	UniCredit Factoring Bulgaria Str. Gyueshevo Nr.14, Sofia, Bulgaria Banca Nationala a Bulgariei

Tipul activitatii sau sectorul de activitate	Financiar
Functia sau postul ocupat	Presedinte Consiliului de Supraveghere
Principalele activitati si responsabilitati	<ul style="list-style-type: none"> • Aproba procedurile Companiei, inclusive cele referitoare la structura organizatorica a Companiei; • Numeste Directorul Executiv si determina remuneratia /pachetul salarial al acestuia/acesteia; • Aproba situatiile financiare anuale ale Companiei si le trimite catre auditorii statutari pentru examinare si catre actionarul unic pentru aprobare; • Are drepturi de acces, revzuire si inspectare a tuturor documentelor, inregistrarilor si rapoartelor legate de actiitatea Companiei; • Revizuieste rapoartele periodice ale Companiei, rezultatele/rapoartele controalelor de audit referitoare la activitatea Directorului Executiv si a intregii Companii.
Perioada	Noiembrie 2019 – Octombrie 2022
Numele si adresa angajatorului si autoritatea de supraveghere	UniCredit Leasing Bulgaria Str. Gyueshevo Nr.14, Sofia, Bulgaria Banca National a Bulgariei
Tipul activitatii sau sectorul de activitate	Leasing
Functia sau postul ocupat	Membru al Consiliului de Supraveghere
Principalele activitati si responsabilitati	<ul style="list-style-type: none"> • Nominalizeaza si revoca menmbrii Consiliului de Administratie si aproba pachetele salariale; • Revizuieste documentele financiare propuse de Consiliului de Administratie referitoare la performanta financiara a Companiei si trimiterea lor catre Actionarul Unic; • Revizuieste rapoartele periodice ale Companiei, rezultatele /rapoartele controalelor de audit referitoare la activitatea Companiei; • Competente de aprobare in linie cu Statutul Companiei .
Perioada	Septembrie 2021 – Noiembrie 2022
Numele si adresa angajatorului si autoritatea de supraveghere	Confindustria Bulgaria Str.Tsar Ivan Shishman, 8, Sofia, Bulgaria
Tipul activitatii sau sectorul de activitate	Organizatie care are ca scop sustinerea companiilor italiene N/A
Functia sau postul ocupat	Membru Comitet Director din partea UniCredit Bulbank (Bulgaria)
Principalele activitati si responsabilitati	n/a
Perioada	Aprilie 2016 - August 2019
Numele si adresa angajatorului si autoritatea de supraveghere	UniCredit Bank Ungaria Szabadsag ter 5, 1054, Budapesta, Hungary Banca Nationala a Ungariei
Tipul activitatii sau sectorul de activitate	Bancar
Functia sau postul ocupat	Director Departament Clienti Internationali, Divizia Corporate , subordonat Vicepresedintelui responsabil de Divizia Corporate, Investment and Private Banking

Principalele activitati si responsabilitati	<ul style="list-style-type: none"> • Pe deplin responsabila de profitabilitatea departamentului; • Participarea cu competenta de aprobare si membru in Comitetul de Credit; • Participarea fără drept de vot în alte comitete precum Comitetele de active și pasive, Comitetele de risc operational si reputațional; • Stabilirea strategiei, stabilirea alocarii bugetelor pentru fiecare echipa/regiune in conformitate cu strategia Grupului, Bancii si Diviziei; • Responsabil de coordonarea activității comerciale, prin elaborarea unei strategii de vânzări și monitorizarea planurilor de acțiune comercială, implementare și rezultate și prin stimularea dezvoltării strategice a produselor bancare corporative; • Raspunde de respectarea limitelor, procedurilor si regulilor aprobate; monitorizarea continua a calitatii portofoliului Corporate; implicare activa in finantarea complexa structurata, suport oferit in evaluarea riscurilor relevante, in special a riscurilor de credit, monitorizarea constanta a evolutiei riscului/rentamentului portofoliului; • Coaching membrilor echipei și dezvoltare profesională continuă, feedback și evaluare • Reprezentarea băncii în diferite evenimente oficiale interne și internaționale; • Lucrează în conformitate cu Valorile Corporative ale Grupului și Codul de conduită al Grupului.
Perioada	Iunie 2015 – Martie 2016
Numele si adresa angajatorului si autoritatea de supraveghere	UniCredit Bank S.A. (Romania) Bld. Expozitiei nr 1F, Sector 1, Bucuresti Banca Nationala a Romaniei
Tipul activitatii sau sectorul de activitate	Bancar
Functia sau postul ocupat	Director Departament Clienti Internazionali, Divizia Corporate
Principalele activitati si responsabilitati	<ul style="list-style-type: none"> • Pe deplin responsabil pentru profitul și pierderea departamentului; • Participarea cu competenta de aprobare și membru în Comitetele de credit; • Stabilirea strategiei, stabilirea alocarii bugetelor pentru fiecare echipa/regiune in conformitate cu strategia Grupului, Bancii si Diviziei; • Responsabil de coordonarea activității comerciale, prin elaborarea unei strategii de vânzări și monitorizarea planurilor de acțiune comercială, implementare și rezultate și prin stimularea dezvoltării strategice a produselor bancare corporative; • Raspunde de respectarea limitelor, procedurilor si regulilor aprobate; monitorizarea continua a calitatii portofoliului Corporate; implicare activă în finanțarea structurată sofisticată, sprijin oferit în evaluarea riscurilor relevante, în special a riscurilor de credit, monitorizarea constantă a evoluției riscului/rentamentului portofoliului; • Coaching membrilor echipei și dezvoltare profesională continuă, feedback și evaluare; • Interacțiune puternică cu entitățile grupului; • Reprezentarea băncii în diferite evenimente oficiale interne și internaționale.
Perioada	Ianuarie 2012 - Mai 2015
Numele si adresa angajatorului si autoritatea de supraveghere	UniCredit Bank S.A. (Romania) Bld. Expozitiei nr 1F, Sector 1, Bucuresti Banca Nationala a Romaniei
Tipul activitatii sau sectorul de activitate	bancar
Functia sau postul ocupat	Sef Departament Clienti Internazionali Corporate

Principalele activitati si responsabilitati	<ul style="list-style-type: none"> • Pe deplin responsabil profitabilitatea subsegmentului acoperit; • Participarea cu competenta de aprobare și membru în Comitetele de credit; • Stabilirea strategiei, stabilirea alocarii bugetelor pentru fiecare echipa/regiune in conformitate cu strategia de grup, banca, divizie si departament; • Responsabil de coordonarea activității comerciale, prin elaborarea unei strategii de vânzări și monitorizarea planurilor de acțiune comercială, implementare și rezultate și prin stimularea dezvoltării strategice a produselor bancare corporative; • Raspunde de respectarea limitelor, procedurilor si regulilor aprobate; monitorizarea continua a calitatii portofoliului Corporate; implicare activă în finanțarea structurată sofisticată, sprijin oferit în evaluarea riscurilor relevante, în special a riscurilor de credit, monitorizarea constantă a evoluției riscului/rentamentului portofoliului; • Coaching membrilor echipei și dezvoltare profesională continuă, feedback și evaluare; • Interacțiune puternică cu entitățile grupului; • Reprezentarea băncii în diferite evenimente oficiale interne și internaționale.
Perioada	Noiembrie 2010 – Decembrie 2011
Numele si adresa angajatorului si autoritatea de supraveghere	UniCredit Bank S.A. (Romania) Bld. Expozitiei nr 1F, Sector 1, Bucuresti Banca Nationala a Romaniei
Tipul activitatii sau sectorul de activitate	bancar
Functia sau postul ocupat	Sef Biroul Corporate Italian
Principalele activitati si responsabilitati	<ul style="list-style-type: none"> • Participarea cu competenta de aprobare si membru in Comitetele de credit conform nivelurilor mele de competenta; • Coordonarea activității segmentului corporativ care acoperă companii cu capital italian; • Coordonarea / oferirea de suport / aprobarea aprobărilor legate de credite și, de asemenea, diferite oferte de produse bancare; • Reprezentarea Bancii in diferite evenimente la nivel national/international/grup.
Perioada	Noiembrie 2007 – Octombrie 2010
Numele si adresa angajatorului si autoritatea de supraveghere	UniCredit Bank S.A. (Romania) Bld. Expozitiei nr 1F, Sector 1, Bucuresti Banca Nationala a Romaniei
Tipul activitatii sau sectorul de activitate	bancar
Functia sau postul ocupat	Director Sucursala – Sucursala Grigore Mora
Principalele activitati si responsabilitati	<ul style="list-style-type: none"> • Participarea cu competenta de aprobare si membru in Comitetele de credit conform nivelurilor mele de competenta; • Coordonarea activității sucursalei – vânzări, operațiuni, administrativ, bugete; • Responsabilitatea deplină a P&L sucursalei, calitatea portofoliului, monitorizarea continuă a comportamentului echipei în deplină aliniere cu regulile și procedurile băncii, monitorizarea evoluției afacerii, managementul oamenilor.
Perioada	Ianuarie 2004 – September 2007
Numele si adresa angajatorului si autoritatea de supraveghere	UniCredit Bank S.A. (Romania) Bld. Expozitiei nr 1F, Sector 1, Bucuresti Banca Nationala a Romaniei

Tipul activitatii sau sectorul de activitate	bancar
Functia sau postul ocupat	Manager Relatii cu Clientii Senior
Pricipalele activitati si responsabilitati	<ul style="list-style-type: none"> • Gestionarea portofoliului propriu și dezvoltarea continuă a acestuia în conformitate cu bugetele și strategiile băncii; • Sprijin și coordonare pentru colegii juniori în activitatea lor zilnică.
Perioada	Ianuarie 2003 – Ianuarie 2004
Numele si adresa angajatorului si autoritatea de supraveghere	UniCredit Bank S.A. (Romania) Bld. Expozitiei nr 1F, Sector 1, Bucuresti Banca Nationala a Romaniei
Tipul activitatii sau sectorul de activitate	bancar
Functia sau postul ocupat	Manager Relatii cu Clientii
Pricipalele activitati si responsabilitati	<ul style="list-style-type: none"> • Gestionarea portofoliului propriu și dezvoltarea continuă a acestuia în conformitate cu bugetele și strategiile băncii
Perioada	Ianuarie 2002 – Decembrie 2002
Numele si adresa angajatorului si autoritatea de supraveghere	Egnatia Bank Romania SA (fosta BNP-Dresdner Bank) Banca Nationala a Romaniei
Tipul activitatii sau sectorul de Activitate	Bancar
Functia sau postul ocupat	Ofiter Relatii Clienti Retail
Pricipalele activitati si responsabilitati	<ul style="list-style-type: none"> • Dezvoltarea și implementarea produselor de retail – credite ipotecare, credite de consum etc • Construirea și gestionarea portofoliului de clienți retail
Perioada	Aprilie 2001 – Decembrie 2001
Numele si adresa angajatorului si autoritatea de supraveghere	Egnatia Bank Romania SA (fosta BNP-Dresdner Bank) Banca Nationala a Romaniei
Tipul activitatii sau sectorul de Activitate	Bancar
Functia sau postul ocupat	Ofiter Trezorerie Back - Office
Pricipalele activitati si responsabilitati	<ul style="list-style-type: none"> • Pregătirea și executarea operațiunilor intrabancare conform tranzacțiilor închise de Trasury • Întocmirea diferitelor rapoarte pentru Front Office Trezorerie • Întocmirea rapoartelor manageriale zilnice / săptămânale / lunare, reconcilierea conturilor Nostro
Perioada	Iunie 2000 – Martie 2001
Numele si adresa angajatorului si autoritatea de supraveghere	Egnatia Bank Romania SA (fosta BNP-Dresdner Bank) Banca Nationala a Romaniei

Tipul activitatii sau sectorul de Activitate	Bancar
Functia sau postul ocupat	Contabil
Pricipalele activitati si responsabilitati	<ul style="list-style-type: none"> • Întocmirea diferitelor rapoarte financiare zilnice/săptămânale/lunare conform cerințelor și grupului Băncii Naționale • Reconcilierea conturilor Nostro și controlul bilanțului
Educatie si formare	
Perioada	2006 – 2008
Numele si tipul institutiei de invatamant / furnizorului de formare	Universitatea din Ottawa / Academia de Stiinte Economice Bucuresti
Diploma obtinuta	Master of Business Administration (MBA) – Magna cum Laude
Nivelul de clasificare a formei de instruire/ învățământ	Universitar
Perioada	1998 - 2002
Numele si tipul institutiei de invatamant / furnizorului de formare	Academia de Studii Economice, Facultatea de Banci si Burse de Valori, Bucuresti
Diploma obtinuta	Diploma Licenta
Nivelul de clasificare a formei de instruire/ învățământ	Universitar
Aptitudini si competente personale	
Limba(i) materna(e)	Romana
Limba(i) straina(e) cunoscuta(e)	Engleza – Fluent Italiana – Fluent Germana – Fluent Franceza – Bine
Competente si abilitati sociale	<p>Abilitati de comunicare scrisa si orala, sustinute si de limbile straine cunoscute, abilitati de negociere, de prezentare, abilitatea de a respecta termenele limita.</p> <p>Abilitatea de a lucra in echipa, in medii culturale diferite, imbinand etnii si experiente profesionale diferite; creativitate directionata catre cresterea valorii serviciilor aduse clientilor , precum si Bancii.</p> <p>Sunt o persoana optimista, ambiverta, proactiva si flexibila.</p>
Competente si aptitudini organizatorice	<p>Capacitate de a construi si creste echipe, de a identifica profilul si competentele necesare diverselor roluri in cadrul organizatiei pentru atingerea in mod sustenabil si etic a rezultatelor urmarite, in linie cu strategia si bugetele alocate.</p> <p>Competente manageriale si de leadership sustinute de experienta mea de manager de peste 15ani.</p> <p>Capacitatea de a identifica si implementa structurile organizatorice optime, acordand intotdeauna atentie speciala acoperirii tuturor categoriilor de risk specifice activitatii.</p>

Competente si aptitudini tehnice	Cunostinte avansate de Word , Excel, power point, Adobe
Permis(e) de conducere	DA, din 2008
Informatii suplimentare	-

PERSONAL INFORMATION

Name Cengiz Arslan
 Nationality Republic of ████████
 Date of birth ████████

PROFESSIONAL EXPERIENCE

Starting with 24.07.2023 Executive Vicepresident (COO) in UniCredit Bank S.A.

Period **August 2021 – Present** (1 year 7 months)

Name and address of the employer and the supervision authority
 Yapi Kredi Bank
 Yapi Kredi D Blok Plaza Buyukdere Cad. Levent 34330 Besiktas, Istanbul
 Tel: +90(212) 339 70 00

Supervision authority: Banking Regulation and Supervision Agency (BRSA)

Field of activity Banking / Financial Sector
 Position IT Consultant and Advisor to Management Board

The main activities and responsibilities
 Serving as IT consultant and advisor to Yapi Kredi Bank top management. Monitoring and steering IT governance and strategy execution via membership of several official committees, namely;

- ITC Strategy Committee,
- IT Steering Committee,
- Information Security Committee,
- Technology and Architecture Steering Committee,
- IT Risk and Quality Management Steering Committee,
- IT HR Governance Committee,
- Business Intelligence and Data Analytics Committee

Period **August 2021 – Present** (1 year 7 months)

Name and address of the employer and the supervision authority
 Yapi Kredi Teknoloji A.S.
 Resitpasa Mah.Katar Cad. ITU AyazagaYerleskesi, Teknokent Ari 3 Sit.
 No:4/B201 34485 Sariyer,Istanbul
 Tel: +90 (212) 305 95 00

Supervision authority: No supervision authority

Field of activity Information Technology (IT) Strategy and Implementation
 Position Chairman of the Supervisory Board

The main activities and responsibilities
 In addition to consultant role in Yapi Kredi Bank, serving as Chairman of the Supervisory Board at Yapi Kredi Teknoloji which is the technology organization providing all ICT services to Yapi Kredi Bank. Main responsibility is supervising Yapi Kredi Teknoloji's executive management via attending regular Board meetings on following subjects;

- Annual budget approval and monitoring
- Strategic direction and business decision review and approvals
- Monitoring RND initiatives

	<ul style="list-style-type: none"> - Monitoring HR issues - Monitoring compliance issues
Period	July 2013 – August 2021 (8 years 1 month)
Name and address of the employer and the supervision authority	Yapi Kredi Bank Yapi Kredi D Blok Plaza Buyukdere Cad. Levent 34330 Besiktas, Istanbul Tel: +90(212) 339 70 00 Supervision authority: Banking Regulation and Supervision Agency (BRSA)
Field of activity	Banking / Financial Sector
Position	Head of IT (CIO at Yapi Kredi Bank)
The main activities and responsibilities	Reporting directly to COO (Chief Operation Officer) who has a permanent seat at the Executive Board of Yapi Kredi Bank. Management responsibility of 1200+ high skilled IT People and annually 200+ million USD budget. Main activities and responsibilities are as follows; <ul style="list-style-type: none"> - managing IT staff and developing department goals; - developing and overseeing the IT budget; - planning, deploying and maintaining IT system and operations; - managing the organization's software development needs - maintaining resiliency of IT systems - developing IT policies, procedures and best practices - staying updated on IT trends and emerging technologies; - developing and enforcing IT best practices across the organization; - ensuring IT strategies and processes support company-wide goals; - overseeing relationships with vendors, contractors and service providers - explaining to the board of directors and other executives the benefits and risks of new IT-related projects
Period	December 2012 – July 2013 (6 months)
Name and address of the employer and the supervision authority	Yapi Kredi Bank Yapi Kredi D Blok Plaza Buyukdere Cad. Levent 34330 Besiktas, Istanbul Tel: +90(212) 339 70 00 Supervision authority: Banking Regulation and Supervision Agency (BRSA)
Field of activity	Banking / Financial Sector
Position	Head of Application Development Group
The main activities and responsibilities	Reporting directly to Head of IT (CIO- Chief Information Officer). Management responsibility of 4 direct report and 150+ high skilled IT people. Main responsibility areas as follows; <ul style="list-style-type: none"> - Business Intelligence Applications - Data Warehouse System - MIS and CRM Applications - Customer Information System and Product Information System - Document Management System - Workflow Applications and Test Factory - Also responsible for the support of Yapi Kredi financial subsidiaries
Period	February 2012 – December 2012 (11 months)

Name and address of the employer and the supervision authority	Dogus Teknoloji A.S. Maslak Mahallesi, Büyükdere Caddesi No: 249, 34485 Sariyer, Istanbul Tel +90 (212) 8000200
Field of activity	Supervision authority: No supervision authority Information Technology (IT) Strategy and Implementation
Position	Head of Application Development
The main activities and responsibilities	Reporting directly to CEO of Dogus Teknoloji which was established in February 2012 to provide services in the field of information technologies to Dogus Group. Main shareholders of Dogus Teknoloji are Dogus Holding, one of largest conglomerates in Turkey and Dogus Otomotiv, one of the biggest company of automotive sector in Turkey. <ul style="list-style-type: none"> - Management responsibility of 4 direct reports and 31 developers - Managing the transition of existing software development responsibilities and customer base from Garanti Teknoloji - Mentoring and supporting my team members during the transition - Responsible for software development of new projects, maintenance and improvement of the existing applications
Period	November 2003 – February 2012 (9 years 3 months)
Name and address of the employer	Garanti Teknoloji A.S. Camcecmeh Mahallesi, Tersane Caddesi No:15 Pendik / Istanbul +90 216 662 10 00
Field of activity	Supervision authority: No supervision authority Information Technology (IT) Strategy and Implementation
Position	Head of Application Development Group
The main activities and responsibilities	Reporting directly to Asistant General Manager of Application Development at Garanti Teknoloji which is a subsidiary of Garanti Bank providing all ICT services to Garanti Bank and bank's financial subsidiaries. Also providing all ICT services to Dogus Group of Companies acting in the automotive, construction, media and tourism sectors and renders consultancy services about ICT services in banking sector. <ul style="list-style-type: none"> - Management responsibility of 3 direct reports and 29 developers - Held responsibility for development and maintenance of Credit Card Application for Garanti Bank between November 2003 and May 2005. - After May 2005, held responsibility for software development and maintenance of various application as follows; <ul style="list-style-type: none"> o Consumer Finance Package A comprehensive loan life cycle management system which has been developed for Volkswagen - Dogus Consumer Finance (VDF) Company. o Factoring Package: Stock finance application developed for VDF Factoring Company. o Insurance Agency Projects: Integration and bundled product sales projects for VDF which is an agency for various insurance companies like Eureko, AXA, Anadolu, Ergo Insurance o Fleet Rental Package: Long term car rental and fleet management solution which has been developed for Leaseplan, a partnership between Dogus Automotive and Leaseplan. Older version of the same application is also used by Garanti Fleet Management Company. o Value Added Chain System for Dogus Automotive: Project code name

	<p>Turkuaz is an enterprise wide used, web based, flexible and integrated IT system which automates all the process and transactions between the distributor, dealers and OEMs. Distributor representing multi brands, 120 dealers, 3000 active users, comprehensive and large scale application with customer, after sales, finance, spare parts, vehicle, import, order, stock, logistics, planning, budget, bonus schema, procurement, invoicing, accounting, training and CRM modules.</p> <ul style="list-style-type: none"> o Vehicle Inspection Automation System : An integrated vehicle inspection automation system which has developed for TÜVTURK, a Dogus Automotive partnership with TÜVSÜD and Bridgepoint. o Private Social Security Fund Management Package: Social security fund management solution developed for Garanti Bank Pension Fund Company. o Activity Based Cost Management Package: An Activity Based Cost Management solution which has been developed for Dogus Construction Company. o Dogus Holding Projects: Number of projects has been developed for Dogus Holding internal audit department. Some of them are budget tracking, asset tracking, audit planning and tracking, etc.
Period	March 2000 – November 2003 (3 years 8 months)
Name and address of the employer	Garanti Teknoloji A.S. Camcecmeh Mahallesi, Tersane Caddesi No:15 Pendik / Istanbul +90 216 662 10 00
Supervision authority	No supervision authority
Field of activity	Information Technology (IT) Strategy and Implementation
Position	Team Leader, Application Development
The main activities and responsibilities	<p>Managed a project team which consist of 7 developers and reported to the Senior Vice President who is responsible for application development in Document Management and Image Processing projects. Managed and actively worked in the following projects</p> <ul style="list-style-type: none"> - IT implementation of Operation Center: Leading and managing the Operation Center Implementation Project of Garanti Bank which was one of the main results of the BPR held in the bank in 1999. Implementation was found so successful that had been published as a case study by IBM. - Automation of Consumer Credit Application : Modeling the workflow of the Loan Origination Process which is a part of Consumer Credit Application Module and implementation of the process by using MQseries Workflow product from IBM. - Electronic Document Management System: By reengineering and improving the functionalities in IBM's VisualInfo software package we have developed our in-house EDMS solution that runs on MS Windows and uses MS SQL - Form Classification and Data Entry System: IT implementation of the form classification and data entry project which aims the central operation of the application forms' data entry - Firm Analysis Report System: Development of Firm Analysis Reports (FAR) project which is used by the commercial credit department at the Head Quarter of Garanti Bank. Also developed the Committee

Presentation application which is used by the credit committee to evaluate and decide the commercial loan applications.

Period	November 1995 - March 2000 (4 years 4 months)
Name and address of the employer	Synergy Ltd. Gulbahar Mah., Altan Erbulak Sok., No:7, Sisli, Istanbul +90 (212) 3474000
Field of activity	Supervision authority: No supervision authority Information Technology (IT) Strategy and Implementation
Position	Managing Partner
The main activities and responsibilities	Synergy was established in 1995 as a startup to become a solution partner of IBM and specialising in Lotus Notes/Domino product sales and support. Awarded with customer satisfaction price from IBM Turkey in 1997. I was one of three founders and took responsibilities mainly in business development and project implementation area.
Studies duration	4 years (1985 – 1989)
Educational establishment	Istanbul Technical University
Field of studies/ occupational skills	Computer Engineering
Diploma	No [REDACTED] (Date: [REDACTED])
The level of classification of the form of training/education	Bachelor of Engineering Diploma
PERSONAL SKILLS AND COMPETENCES	
Native language	Turkish
Foreign languages	English (Proficiency level)
Social skills and competences	Effective communication Conflict resolution Active listening Empathy Relationship management Respect Teamwork Flexibility and adaptability
Organizational skills and competences	Business acumen Strategic thinking Data driven and risk based decisioning Change management Innovative thinking Leadership

Skills and technical competences	IBM Mainframe (MVS, CICS, DB/2) Open Systems (Windows, Unix, Linux, IIS, MS SQL, Oracle, WebSphere) Programming languages (PL/I, Cobol, Visual Basic, C#, ASP.NET, Java) SDLC methods (Water Fall, DSDM, Scrum)
Driving licence	License B



Feza Tan

Nationality: [REDACTED]

Age: [REDACTED]

ABOUT ME

Business turnaround leader with an extensive career path of nearly 29 years of professional experience in banking, including risk management, corporate and investment banking, and strategic planning lead to substantial managerial experience with more than 17 years holding executive positions including CEO position in international environment.

Progressed through roles consistently, deepened capability with successful tracks record. Passionately focused on developing and implementing business strategy, business improvement, specialized in creating value through change and transformation, innovation and enhancing performance.

Successful change and transformation manager, results-oriented with a proven record of accomplishment in delivering sustainable, bottom-line results.

Recognized for business leadership, team creation, analytic skills and cultural adaptability. Adept in the following skills:

- Business Strategy
- Strategic Planning
- Profitability Improvement
- Risk Management
- Corporate Finance
- Investment Banking
- Retail Banking
- People Development
- Operations Management and Leadership
- Change Management & Transformation

WORK EXPERIENCE Deputy Chief Executive Officer

UniCredit Bank S.A. (Romania) [12/2021 – Current]

- Ensures the day to day management of the Bank, collectively with the other members of the Management Board, in accordance with the law and the Constitutive Act

- Represents and engages the Bank according to the legal regulations, to the Constitutive Act and to the decisions of the Supervisory Board and/or General Meeting of Shareholders
- Ensures that decisions of the Management Board and the Supervisory Board are implemented, if and as the case may be
- Manages any other tasks assigned by the Management Board or by the Supervisory Board, if the case may be, in line with the Constitutive Act, the decisions of the Management Board and of the Supervisory Board and the provisions of the internal regulations
- Directly coordinates the areas of activity related to the Human Resources Division, Customer Experience Unit, Insurance Strategic Partnership & Business Development technical structure and Transformation Office unit
- Ensures the overall alignment of all the sales activities (Retail and Private Banking Division and CIB Division) as well as an adequate involvement of technical and operational resources (GBS related areas), with the view to soundly achieve the Bank`s sales objectives in an efficient and effective manner

Chief Executive Officer / Chairwoman of Executive Committee

UniCredit Bank Serbia JSC [04/2018 – 08/2021]

Responsible primarily for: UniCredit Bank Serbia JSC operations, corporate, commercial banking; PI & SME retail business (Total assets as of Q12021 - MEUR 4,166, as of 2019 second largest bank in terms of assets 10.5%; Total revenue consolidated MEUR 160.6, 72 branches, 1314 employees)

With other Management Board members the competence is related to organization and supervision the Bank's daily operations and is responsible for implementing the internal controls system and for the functioning for that

system. Decisions of the Management Board shall be deemed adopted by majority of votes of the total Management Board members

Key accomplishments:

- Driving forward the digital transformation of banking business and exploit modern technology with aim to stay close to customers and provide them with excellent experience
- Introduction of first robot software in Serbia which speeded up certain processes up to 5 times
- Development and deploy of unique branch frontend system - decreasing administrative work in retail, reduced time to open / serve client, more secure account management, better overview of clients data, integrated AML
- Development of paperless cash transactions and account opening in branches project - making branches paper free, along with signing the documents using tablets, digital signature added using ID certificate or similar
- Development of new PI UW tool - simplifying lending products process for PIs, automated decision making, reducing time for credit applications processing, increasing and improving cross-selling, setting up the basis for further development of digital sales;
- Introduction of Instant payments system within the bank, part of national project of NBS in Serbia
- Successful implementation of several regulatory initiatives (moratoria, state guarantee scheme, GDPR, etc.)
- International awards: The Bank of the Year in Serbia by Euromoney and Bank of the year in Serbia by The Banker. The first bank in Serbia with Top Employer Certificate by Top Employers Institute. Numerous

international recognitions for trade finance, Best cash management, Best Trade Finance and Best sub custodian Bank rewards by renowned magazines such Euromoney and Global Finance

Head of Corporate and Investment Banking / Executive Committee Member *Yapı ve Kredi Bankası A.Ş.* [02/2013 – 04/2018]

Responsible primarily for:

- Directly coordinating the areas of activity related to the Corporate & Investment Banking Division, namely the activities of: Corporate Commercial Strategy Department, GTB Department Markets Department, Corporate Finance Advisory Team, Financial Groups & Public Institutions Department, Large Corporate Department, Mid-Corporate Department, International Clients Department, Project finance and Structured Finance
- Ensure that decisions of the Executive Committee, of the Supervisory Board and of the General Meeting of Shareholders are implemented, if and as the case may be
- Manage any other tasks assigned by the Executive Committee or by the Supervisory Board, the decisions of the Executive committee and of the Supervisory Board and the provisions of the Bank`s internal regulations

These responsibilities included following areas:

- Project Finance (3# in Turkey)
- Strategy and marketing activities
- Cash Management & Trade Finance (1# and last 4 years Euromoney winner in Turkey)
- Investment Banking (3# M&A, sole PPP financial advisor, unique Capital Structure Advisory in Turkey)
- Bank`s Repositioning on 2nd rank among the private banks in total cash & non-cash loan in related segments - 47 BL USD
- Subsidiaries of YapıKredi (Total Asset: Factoring: 834 MN USD, Leasing: 2.9 BN USD, Nederland: 2.4 BN USD, Azerbaijan: 243 MN USD, Malta: 176 MN USD)
- Credit Committee & Board Member (excluding Board Member position in NV)
- First Automatic Financial Analysis tool based on AI, which has been recognized and awarded both in international and local markets
- Corporate, commercial and multinational companies (17 cities, clients over 10 MN USD turnover, 51 branches in total, 645 sales force, 22.000 active clients)

Key Accomplishments:

- Leading 1.458 people at Corporate and Commercial Banking Management and related subsidiaries. Further upgrade of client offers, maximizing cross selling and value creation throughout the bank and its subsidiaries as well as driving high quality client service approach via employee, products and process digitalization
- Establishment of new bank in Malta (subs. of Yapı Kredi Bank)
- Managing the selling process of a bank in Russia (subs. of Yapı Kredi Bank)

Vice General Manager / Head of Corporate and Commercial Credit Department *Yapı ve Kredi Bankası A.Ş.* [2009 – 2013]

Responsible primarily for: Managing the implementation of all aspects of the risk function, including

implementation of processes, tools and systems to identify, assess, measure, manage, monitor and report risks

Further area of responsibilities were:

- Assist in the development of and manage processes to identify and evaluate business areas' risks and control self-assessments
- Manage the process for developing risk policies and procedures, risk limits and approval authorities ◦ Monitor major and critical risk issues
- Manage the corporate risk and control assessment reporting process as well as manage industrial & country risks
- In charge of orchestrating the management and disposals of Non-Performing Loans, Bad Loans and any Distressed Assets

Group Head of Corporate & Commercial Credit Underwriting

Yapı ve Kredi Bankası A.Ş. [2001 – 2009]

- Manage evaluation of the credit limit and terms conditions of the clients which have turnover above 10 MN USD
- Obtained authorization approval limit level up to 20 MN USD

Different positions within Yapı Kredi, member of UniCredit Group & KOÇ Holding Group

Yapı ve Kredi Bankası A.Ş. [1993 – 2001]

- Started career as Management Trainee in Corporate Credits where after two years became Analyst in Corporate Credits
- In 1997, appointed as Corporate and Project Finance Underwriting Manager, leading establishment of first Project Finance team in Commercial Banking system in Turkey

Member of Supervisory Board

UniCredit Consumer Financing IFN S.A. [28/02/2022 – Current]

Country: Romania

Member of Supervisory Board

UniCredit Leasing Corporation IFN S.A [24/02/2022 – Current]

Country: Romania

EDUCATION AND TRAINING Risk Management Program

Manchester Business School [01/1996 – 04/1996]

Bachelor in Economics

Boğaziçi University [1988 – 1993]

Risk Compliance Audit & Regulatory Affairs Program

[11/2020 – 12/2020]

Leading Business in the Future Program

London Business School [19/11/2018 – 25/11/2018]

Unicredit SVP Leadership Program

[2016]

Lead-BeGlobal Silicon Valley

[2016]

UniCredit Unifuture

[2012]

LANGUAGE SKILLS

Mother tongue(s): **Turkish** Other

language(s): **English**

PERSONAL INFORMATION

Name Dimitar Todorov
 Nationality ██████████
 Date of birth ██████████

PROFESSIONAL EXPERIENCE

Starting with 31.03.2023 Executive Vicepresident (Finance) – UniCredit Bank S.A.

Period **from 01.05.2021- 2023**
 Name and address of the employer UniCredit Bank Serbia
 Rajičeva 27-29 11000 Belgrade, Serbia
 Supervising authority - National Bank of Serbia
 Field of activity Banking
 Position [Head of Strategy and Finance Division](#)
[Chief Financial Officer, member of the Management Board with decision 6792/31.08.2021 of National Bank of Serbia](#)
 The main activities and responsibilities Responsible for overall activity of Strategy and Finance Division covering Accounting and regulatory reporting, Planning and Controlling, Assets and Liabilities Management and Tax (app. 52 FTEs). Major activities completed:

- Leading preparation, alignment and presentation of country's multi-year-plan, budgets and rolling forecasts
- Benchmarking
- Funding optimization
- Establishment of centralized Regulatory Reporting unit
- Hedge accounting enhancement reaching correct presentation of replication strategy
- Keeping close relations with Supranational financial institutions supporting Serbia and local UniCredit Bank (EIB, EBRD, KFW, IMF)
- Full synchronization of local and Group reporting
- Core role in major projects focused on optimization and faster reporting (e.g. Invoicing tool, DWH readiness)
- Improvement of deferred tax reporting of the Bank

Period **from 01.09.2015- 30.04.2021**
 Name and address of the employer UniCredit Consumer Financing EAD, Sofia
 14 "Gyeshevo" str. 1303 Sofia, Bulgaria
 Supervising authority - National Bank of Bulgaria
 Field of activity Financial
 Position [Chief Financial Officer, member of the Management Board](#)
 The main activities and responsibilities Responsible for overall activity of Finance Division covering Accounting, Planning and Controlling and Loan Administration (app. 41 FTEs). Major activities completed:

- Leading preparation, alignment and presentation of country's multi-year-plan, budgets and rolling forecasts
- Benchmarking
- Enhancement of company's accounting policy and IFRS 9

	<ul style="list-style-type: none"> implementation; - Preparing and supporting sole owner (UniCredit Bulbank AD) in defending and receiving from Regulator waiver towards direct funding provided from the Bank to the local subsidiaries (Legal Lending Limit related) - Leading role in core banking system upgrade project (acting as stream leader for Lending business covering bank and UniCredit consumer financing which share common core system) - Swift switch to online working mode in CFO and BO areas since the start of Covid pandemic with no disruptions in working process - Heavy involvement in discussions with Regulator and other market players on Covid Moratorium adoption - Leading role in core system amendments to address the agreed Moratorium measures - Loan administration process optimization. STP processing for booking loans
Period	from 01.05.2007- 31.08.2015
Name and address of the employer	UniCredit Bulbank AD, Sofia 7 "Sveta Nedelya" sq., 1000 Sofia, Bulgaria Supervising authority - National Bank of Bulgaria
Field of activity	Banking
Position	Head of Accounting/Accounting and regulatory reporting department
The main activities and responsibilities	<p>Responsible for overall accounting and regulatory reporting activities of the bank (app. 45-50 FTEs). Reporting directly to Chief Financial Officer (member of the Management Board) of the Bank. Major activities completed:</p> <ul style="list-style-type: none"> - Core role in triple legal and IT merger (HVB Bank Biochim and Hebrus Bank merging into UniCredit Bulbank in 2007). Merger contract preparation, calculating SER (Share Exchange Ratio), supporting external appraisers and above all key project role in migration of all the data into one core system - Building the accounting department of the new merged bank - Hedge accounting implementation (one of the first adoptions in Bulgaria) - Managing response to the financial crisis in 2008 and swift implementation of IAS 39 "crisis amendments" targeting bonds reclassification and preserving stability of the Bank's income and equity statement (the only UniCredit subsidiary in CEE that managed to achieve that) - Basel 3 implementation in the Bank (in cooperation with Risk colleagues) - MUREX implementation (Group TRSY front and back office system) - Participation in Group project for writing Group Accounting Manual (most of my contribution is still valid) - Preparation of the Bank for IFRS 9 (IFRS conversion project). Business model assessment and SPPI tests - Enhancement of company's accounting policy and IFRS 9 implementation; - Active dialogue with Tax administration. Initiated and managed (through banking association) to receive clearance of card operators' fee as VAT exempt supplies (refund of material overpaid VAT in previous years) - Implementation of Processes over financial reporting (Italian Law "262", emanation of US Sarbanes-Oxley Act) - Keeping constant dialogue with the Regulator

	<ul style="list-style-type: none"> - Leading Accounting Department to the top places of Internal Customer Satisfaction surveys in the bank (twice reaching #1).
Period	from 24.03.2003- 30.04.2007
Name and address of the employer	HVB Bank Biochim AD, Sofia (merged into UniCredit Bulbank AD in April 2007) 7 "Sveta Nedelya" sq., 1000 Sofia, Bulgaria Supervising authority - National Bank of Bulgaria
Field of activity	Banking
Position	Head of Accounting and Finance Division
The main activities and responsibilities	Responsible for overall accounting and regulatory reporting activities of the bank (app. 31 FTEs). Reporting directly to Chief Financial Officer (member of the Management Board) of the Bank. Major activities completed: <ul style="list-style-type: none"> - Building the centralized Accounting and Finance Division virtually from scratch (Bank was recently privatized by Bank Austria and as per the old structure accounting was decentralized in the network and covering lot of BO activities (e.g. payments, payroll, TRSY BO, etc.) - Local IFRS implementation (2003 the first year when locally banks were under IFRS) - Wallstreet (TRSY MM front and BO system). First bank in Bulgaria to implement and defend synthetic deposits to be used as proxy for FX derivatives valuation (overcoming system deficiencies in splitting SPOT and FWD positions) - Leading ERP "Atlantis" implementation - Pioneering implementation of funded risk participation in corporate lending - Leading role in core system enhancement (e.g. related to EIR concept implementation) - Accommodating under Accounting and Finance Division centralized unit for regulatory reporting - Major role in M&A project which resulted in acquisition of local Hebros Bank in 2005. - Having major role in integration project ended with merger of HVB Bank Biochim and Hebros Bank into UniCredit Bulbank
Period	from 01.11.2007- 31.08.2017
Name and address of the employer	Hypovereins Immobilien EOOD (now renamed to UniCredit Fleet Management EOOD) 14 "Gyeshevo" str. 1303 Sofia, Bulgaria
Field of activity	Fleet management
Position	General manager
The main activities and responsibilities	Responsible for overall activities of the company (subsidiary of UniCredit Bulbank AD) covering car fleet management services provided to the Bank and other UniCredit subsidiaries in Bulgaria. Major activities completed: <ul style="list-style-type: none"> - Designing optimized tax saving scheme for car fleet of the Bank and transferring the whole fleet to that company upon recently completed triple legal merger - Supporting day to day activities of the company (together with another GM) mostly responsible for the finance and reporting topics
Period	from 01.11.2001- 23.03.2003
Name and address of the employer	Deloitte Bulgaria EOOD 103 "Aleksandar Stamboliyski" str. Sofia Mall, 1303 Sofia, Bulgaria

Supervising authority – Commission for public oversight of statutory auditors

Field of activity Audit and advisory

Position [Audit Semi Senior/Audit Senior](#)

The main activities and responsibilities Specialized in providing audit and advisory services mostly to clients in financial and banking sector. Major activities completed:

- Being promoted as Senior auditor less than an year after joining Deloitte
- Apart from audit engagements, participating in many advisory and consulting ones
- Some of the main audit customers covered: CB Biochim, Rosexim Bank, Central Cooperative Bank, United Bulgarian Bank, Power Distribution Company Sofia West (team leader), Kremikovtzi, Glavbulgarstroj, SKF Bulgaria
- Providing IAS 39 trainings to customers (2001 was the first year of IAS 39 adoption and it was a big shock for the industry).

EDUCATION AND TRAINING

Studies duration **1994-1999**

Educational establishment University of National and World Economy, Sofia, Bulgaria

Field of studies/ occupational skills Accounting

Diploma **Master diploma in Accounting**

The level of classification of the form of training/education University

Studies duration **1988-1994**

Educational establishment High School of Mathematics and Natural Sciences, Bourgas, Bulgaria

Field of studies/ occupational skills Mathematics and Natural Sciences

Diploma **Majors math and physics**

The level of classification of the form of training/education High School

Other training/professional programs

Area of professional development/training	Name of person – organiser of professional development/training	Period and place in which professional development/training took place
UniCredit Fast Track program	UniManagement	2020-2022
Executive IFRS & Compliance Summit	EUROPEAN NETWORKING GROUP SPAIN S.L.	2010, 2014 and 2018, Amsterdam
Translating strategy into results	UniManagement Center	2008, Torino
Accounting for derivatives	Euromoney	2007, Prague
IFRS	KPMG institute	2005, Budapest
Options Banks	Finance Trainer	2004, Vienna

Personal skills and competences Team player and strong leader
Very good people management skills

Native language Bulgarian

Foreign languages

English

Russian

UNDERSTANDING		SPEAKING		WRITING
Listening	Reading	Spoken interaction	Spoken production	
C1	C1	C1	C1	C2
Replace with name of language certificate. Enter level if known.				
B1	B1	A2	A2	B1
Replace with name of language certificate. Enter level if known.				
Levels: A1/2: Basic user - B1/2: Independent user - C1/2 Proficient user Common European Framework of Reference for Languages				

Social skills and competences Excellent communication skills gained through the experience as manager

Organizational skills and competences Excellent leadership (since 2003 I have continuously managed teams of more than 30 people)
Profound expertise in financial area

Skills and technical competences Power user of Microsoft Office™ tools

Driving licence Category B

FAIK ACIKALIN

Member of Supervisory Board of UniCredit Bank S.A. – 2020 – present

UNIVERSITY: MIDDLE EAST TECHNICAL UNIVERSITY/ANKARA/TURKEY

FACULTY OF ADMINISTRATIVE SCIENCES/BUSINESS ADMINISTRATION

GRADUATION:1987/BS DEGREE

Professional experience:

Years	Company	Position
1987-1992	Interbank	Mgmt. Trainee/Int. Auditor/Acc. Officer
1992-1994	Marmarabank	Credit Marketing Management
1994-1995	Kentbank	Credit Marketing Management
1995-1996	Finansbank	Credit Marketing Director
1996-1998	Demirbank	Branch Manager
1998-2005	Disbank	Branch Mng/COO/Deputy COO/CEO
2005-2007	Fortis Bank Turkey	CEO
2007-2009	Dogan Newsprint Media	CEO
2009-2017	Yapi Kredi Bankasi	CEO/Chairman of EXCO
2010-2017	KOC Financial Services	CEO/Chairman of EXCO
2011-2017	KOC Holding	President

2018-PRESENT MIGROS TURKEY MEMBER/SUPERVISORY BOD

2018-PRESENT DOGAN HOLDING MEMBER/SUPERVISORY BOARD

2018-PRESENT ECZACIBASI HOLDING MEMBER/SUPERVISORY BOARD

2018 – March 2022 UCI Russia MEMBER/SUPERVISORY BOARD

2009 – 2017 YAPI KREDI INVEST CHAIRMAN

2009 – 2017 YAPI KREDI LEASING CHAIRMAN

2009 – 2017 YAPI KREDI FACTORING CHAIRMAN

2009 – 2017 YAPI KREDI BANK NEDERLAND NV CHAIRMAN

2009 – 2017 YAPI KREDI BANK AZERBAIJAN CHAIRMAN

2009 – 2017 YAPI KREDI BANK MOSCOW CHAIRMAN

2011 --2014 YAPI KREDI INSURANCE/PENSION CHAIRMAN

2014 – 2017 YAPI KREDI BANK MALTA CHAIRMAN

2011 – 2017 YAPI KREDI KORAY REAL ESTATE INV TRUST CHAIRMAN

2011 – 2017 BANQUE DE COMMERCE ET DE PLACEMENTS S.A. VICE CHAIRMAN

CURRICULUM VITAE

PASQUALE GIAMBOI

Chairman of Supervisory Board of UniCredit Bank S.A. – since July 2019

Age: ■

Pasquale Giamboi was born in Bologna (Italy), holding a degree in law at the Alma Mater Studiorum University of Giurisprudenza in Bologna - Italy, joined Credito Italiano in January 1977. Since then, he has a vast and diversified professional experience in the banking sector and held in more than 45 years a number of prominent positions in UniCredit Group until it becomes Executive Vice President.

After hold growing roles in the Italian Network, on 1995 he took up the responsibility for developing alternative channels distribution and, four years later, he took up the role of Marketing Director for UniCredit Spa.

In October 2000, he became Director of the Retail and Private Banking Area within the Italian Banks Division of the UniCredit Spa and in May 2001 was nominated Central Co-director.

From October 2003 until December 2008 he was Chief Executive Officer of UniCredit Banca per la Casa, the first specialized mortgage lender in Italy. He was also from March 2007 to December 2008 President of European Mortgage Federation in Bruxelles (Belgium).

From January 2009 until June 2009 he was General Manager of UniCredit Consumer Financing Bank in Italy.

On July 2009 he was appointed Head of Business Advisory Central & Eastern Europe (CEE) Banking Operations of UniCredit S.p.A.

Starting from January 2011, he was nominated Member of the Management Board and Head of the Retail Banking Division of UniCredit Bulbank (Bulgaria).

He was appointed from October 2013 Head of UniCredit S.p.A. Permanent Establishment in Vienna (Austria) till his retirement on May 2018.

Pasquale Giamboi during his long career in the banking sector has held the role of member of the Board of Director or member of the Supervisory Board of numerous banking and non-banking companies, within and outside UniCredit Group, in Italy, Germany, Austria, Ukraine and Bulgaria

Currently Pasquale Giamboi is President of the Supervisory Board of UniCredit Bank S.A. Romania since April 2020, President of the Supervisory Board of UniCredit Bank Slovenia d.d. since March 2019 and President of the Supervisory Board of UniCredit Bank a.d. Banja Luka (Bosnia & Herzegovina) since October 2017.

Graziana Mazzone

Graziana started her career in academic environment getting a doctorate, during her research's activities she was focused on i) supporting primary companies decisions on relevant issues for entrepreneurial activity as of Managerial needs Measurement, Corporate Social Responsibility and Gap Analysis of stakeholder requirements, ii) coordinating several courses in Master in Business Administration at Luiss Guido Carli University and student activities (tutoring, academic programs).

MEMBER OF SUPERVISORY BOARD OF UNICREDIT BANK S.A. – since December, 2020

Age: ■

Education and training

The Luiss Guido Carli University, 2004, degree in Economics. Thesis title "Stock Options Plans in main Italian listed group", chair of "Corporate Management", vote 110/110 cum laude

Ph. Student. in "Information Systems and Organization" at Luiss Guido Carli, 2008. Final work on "Re-definition of enterprise boundaries. Outsourcing and New Technologies. The case of a banking group"

Other training: Managerial courses in Unicredit. Examples are the Risk Academy program, participation to Leadership courses at IMD in Lausanne

Professional experience:

Unicredit Services – 2017 – 2020

Sector: financial service;

Position held: **Head of Planning & Control** (100 employees part of the team)

name of company Unicredit SpA

address: Milano, Gae Aulenti, 1

sector Financial Services

supervision authority: Bank of Italy

Position held between: **Head of Retail and Corporate Italy Planning & Control (2014 – 2016)**, about 50 employees part of the team

name of company Unicredit SpA

address: Verona, Via Garibaldi 1

sector Financial Services

supervision authority: Bank of Italy

Position held between: **Head of North East Territory Planning & Control (2010 – 2013)**, 3 employees
part of the team

name of company Unicredit SpA

address: Milan

sector Financial Services

supervision authority: Bank of Italy

Position held between: **CIB Division, Customer Satisfaction CIB Strategy and Customer Analysis team
(2008 – 2009)**

name of company Capitalia SpA

address: Rome

sector Financial Services

supervision authority: Bank of Italy

Position held between: **Marketing Mid Corporate Department team (2005 – 2007)**

Nazan SOMER OZELGIN

Nazan Somer Ozelgin was born [REDACTED]. She completed her high school education in Istanbul American Robert College. Somer Ozelgin has an undergraduate university degree from the Business Administration Faculty of Bosphorus University of Istanbul.

She joined Arthur Andersen Istanbul office as an Independent Auditor in 1988 and obtained her Certified Public Accountant Certificate in 1993. During her career with Arthur Andersen, Somer Ozelgin assumed auditing and financial consultancy responsibilities for companies in banking and finance, manufacturing, commerce, construction and tourism. Furthermore, she ran many internal control and workflow reviews, restructuring and due diligence projects as well as company valuations especially in the financial sector. She was the partner in charge of financial sector in the last two years of her career with Arthur Andersen Turkey. During this period, she also held responsibilities for financial sector clients in Bucharest and Sofia.

Somer Ozelgin joined Yapi Kredi Bank in Turkey in 2000 as Executive Vice President in charge of Individual Banking. Between 2003 and 2009, she served as Executive Vice President in charge of credit cards and consumer lending. Somer Ozelgin was the Executive Vice President in charge of Retail Banking and a member of the Executive Committee of Yapi Kredi from 2009 to 2018. She was also the acting CFO for Yapi Kredi between December 2004 and October 2005 in addition to her responsibilities as Executive Vice President in charge of credit cards and consumer lending.

Currently, Somer Ozelgin is the Chairperson of Mapfre Insurance, Turkey (subsidiary of Mapfre S.A. Spain) since May 2020 (Board member between December 2018 and May 2020). In addition to this responsibility, she is an Independent Supervisory Board Member of Unicredit Bank S.A. Romania (since December 2017), an Independent Supervisory Board Member of Zagrebacka Banka (Unicredit Croatia) (since July 2018) and an Independent Board Member of Worldline (HQ France)(since October 2020). She also holds Deputy Chair responsibility in Zagrebacka Banka in addition to being the Chairperson of the Risk Committee and a member of the Audit Committee. In Unicredit Romania, in addition to being a Supervisory Board Member she is the Audit Committee Chair and Risk Committee and Nomination Committee member.

In addition to these Supervisory Board responsibilities Somer Ozelgin provides management consultancy services to some CEE banks. Furthermore, she is the Board Member and Deputy Chair of Istanbul Golf Club and as part of her social responsibility efforts holds a chair in the Advisory Committee of Darussafaka Foundation (a 157 year old Turkish foundation focusing on education of orphan children). Somer Ozelgin is also a member of International Women's Forum (IWF) Turkey and the Board of Trustees of Bosphorus University of Istanbul.

Somer Ozelgin held an Independent Board Member responsibility in Ingenico Group (HQ France) between June 2019 and October 2020 as well as being a member of the Audit Committee and the Strategic Committee of the company.

Furthermore, Somer Ozelgin has been a Board Director of Visa Europe from May 2003 till June 2016 and a Board Director of 441 Trust Company Limited from June 2016 to December 2017. She also chaired the Turkish National Board of Visa from May 2003 to December 2017.

Somer Ozelgin has also been a member of the Board of Directors of Yapi Kredi Azerbaijan between September 2012 and 2018. She also served as a member of the Board of Directors of Tanı Pazarlama A.Ş. (a Koç Holding company) between March 2014 and March 2018.

In addition to current and past Board memberships mentioned above, Somer Ozelgin has been a Board Member in the following institutions during her career.

Turkish Interbank Card Center (BKM A.S.) Board Member- (March 2003-February 2006)

Turkish Interbank Card Center (BKM A.S.) Board Member and Chairperson (March 2005-February 2006)

Turkish Credit Bureau Board Member (October 2000- February 2006)

Turkish Credit Bureau Board Member and Chairperson (March 2005- February 2006)

Yapi Kredi Pension and Life Insurance Company- Board Member (October 2000-April 2004 and March 2009-August 2009)

Roscini Riccardo

Curriculum Vitae



Personal data

Age: [REDACTED]

Professional Experience

- 2021/07 – current* **UNICREDIT SpA**, Milan, Piazza Gae Aulenti – Italy [Supervised by ECB/ JST, Bank of Italy]
Head of **Group Risk Management Office & Strategy – Group Risk Management**, first report to Group CRO, **Executive Vice President**
- 2020/10 – current* – **UniCredit Bank S.A. Romania- member of Supervisory Board**
- 2020/04 – 2021/06* **UNICREDIT SpA**, Milan, Piazza Gae Aulenti – Italy [Supervised by ECB/ JST, Bank of Italy]
Co-Head of **Group Lending Processes – Group Lending Office**, first report to Group CLO
Senior Vice President
- 2019 – 2020/03* **UNICREDIT SpA**, Milan, Piazza Gae Aulenti – Italy [Supervised by ECB/ JST, Bank of Italy]
Head of **Group Non Performing Exposures – Group Risk Management**, first report to Group CRO
- 2017 - 2019* **UNICREDIT SpA**, Milan, Piazza Gae Aulenti – Italy [Supervised by ECB/ JST, Bank of Italy]
Head of **Group NPE Strategy and Transformation**, second report to Group CRO -Risk Management
- 2009 - 2017* **UNICREDIT SpA**, Milan, Piazza Gae Aulenti – Italy [Supervised by ECB/ JST, Bank of Italy]
Senior Engagement Manager (last role in the function, coordinating one or more consulting teams)
UniCredit Management Consultancy unit - Internal strategic consulting (reporting to GBS division)
- 2004 - 2009* **UNICREDIT Banca d’Impresa Spa** [Supervised by ECB/ JST, Bank of Italy]
Corporate branches in Italy: Bologna (Piazza Malpighi), Piacenza (Piazza Cavalli), Perugia (Via Baracca), Ravenna (Piazza del Popolo), Civitanova Marche (Via Carducci)
Senior Relationship Manager (reporting to Head of Branches) - **Corporate Banking Network**

Teodora Petkova

*Head of Eastern
Europe Division,
UniCredit Group*



A senior executive with 20 years of experience in banking.

Result and value driven executive manager, holding two best accredited EMBA degrees, graduated with honors. **Strong** leadership profile with ability to engage and inspire people, drive team turnarounds, improve engagement index and foster team spirit.

UniCredit Bulbank, in the last two years, continued its local undisputable leadership and sound value generation, amplified by the locally initiated **Strategy of Simple Banking**, led by the CEO, with clear actions under the four pillars: customer experience, employer value proposition, digitalization and sustainable & ethical business origination.

An experienced CRO with profound expertise in **enterprise risk management, credit operations, NPE strategies** and **strategic risk** guidelines. While CRO, with the initiated NPE transformation, implying organizational set up, strategy and process in place, execution accelerated **NPE% reduced with more than 1000 bps**.

Gained **cross-divisional experience** in CIB, has enriched the managerial profile and the ability to act as an universal manager.

Impactful participation in the Bulgarian Association of Commercial Banks (acting as the Deputy Chair of the Board of Directors), and in the Board of Directors of the Council of Women in Business.

Education

- 2016 – June 2017 **Global Executive MBA**, with two Master of Business Administration degrees - MBA awarded by the WU (Vienna University of Economics and Business) and MBA awarded by the University of Minnesota. Graduated among top 5 students, with honors.
- 2001 -2002 **Master Degree in Finance, Finance and Accounting Department at University of National and World Economy, Sofia, Bulgaria**
- Oct. 1996 – Dec. 2000 **Bachelor Degree in Finance, Finance and Accounting Department at University of National and World Economy, Sofia, Bulgaria**

Working Experience

- May 2021 – present **Head of Eastern Europe, UniCredit Group**
- Group Executive Committee Member, and business divisional head with direct responsibilities for the Eastern Europe franchise of Unicredit - Bulgaria, Bosnia and Herzegovina, Croatia, Romania, Serbia and joint responsibility for Russia;
- May 2019 –Oct.2021 **CEO and Chairman of the Management Board of UniCredit Bulbank AD**
- Responsible for the bank's governance, strategy execution and business performance
 - In addition, acting as a Chair of the Supervisory boards of the subsidiaries: UniCredit Consumer financing and Unicredit leasing
- Sept. 2016 – May 2019 **Chief Risk Officer**
- MB member, responsible for risk management division and risk management processes in the Bank
 - Having responsibility for proper risk management processes and results in UCB subsidiaries, exercised via

Competence line subordination of subsidiaries' CROs.

- SB member of UniCredit Consumer Financing EAD
- Chairing head of the Credit Council of UCB and member of the Credit Committee
- Chairing head of the Provisioning and Restructuring Committee

- Sept.2015 - Sept. 2016 **Head of International Center/First Vice President, Corporate and Investment Banking Division, UniCredit Bulbank, Sofia, Bulgaria**
- Directly reporting to Head of CIB, who is a MB Member of UniCredit Bulbank
 - Leading a team of twenty eight people through 4 direct reports, grouped in three coverage units – Germany, Austria, Turkey corporate clients coverage, Italian clients coverage and also Rest of the World corporate clients coverage, and in addition Business development manager; Managing the relationship with close to 2500 corporate clients (every 2 out of 3 international companies in Bulgaria are clients of IC)
 - Organizing the achievement of budget targets defined for the international clients through development of sales strategy, developing and monitoring of the commercial action plans;
 - Interacts with the International Centers/Departments in the other Banks from UniCredit Group in order to provide premium complex banking service to the Internationals
 - Member to Credit Council of UniCredit Bulbank with voting rights for credit transactions of international clients.
- Dec.2009 – Sept. 2015 **Head of Credit Risk Department/First Vice President, Risk Management Division, UniCredit Bulbank, Sofia, Bulgaria**
- Directly reporting to the Chief Risk Officer, MB Member of UniCredit Bulbank
 - Management of the Credit risk stemming from the credit underwriting activity of the bank; defining the risk appetite of the Bank in terms of industries concentration, Specialized Lending Transactions criteria, PD cut offs of the corporate clients;
 - Leading and Managing of team of close to 90 people via 5 direct reports, organized in five units (Corporate Underwriting, SME Underwriting, Individuals Underwriting, Collateral Management and Corporate Credit Transactions post Approval Management)
 - Exercising the highest single approval limit (the next decision taker is the collective body – Credit Council)
 - Member of the Credit Council and Credit Committee of the Bank (there the members are the CEO, the COO, the CRO, Head of CIB and Head of Credit Risk)
 - Managing the relations and exchange of best Underwriting Practices on CEE Underwriting level
- In addition:**
- 2011 - August 2015
- Member of the Management Board of UniCredit Factoring EAD (100% subsidiary of UniCredit Bulbank) and Chairing the Credit Committee of the Factoring Company
 - Member of the Supervisory Board to UniCredit Consumer Financing EAD (100% subsidiary of UniCredit Bulbank)
- Nov 2007 – Dec 2009 **Senior Manager Corporate & Key Clients underwriting Unit** - managing 30 risk managers, member of Credit Council, awarded with personal competences, participating in the definition of risk appetite for new business
- May 2007 – Nov 2007 **Manager of the Credit Team responsible for credit underwriting and risk assessment of Domestic Large and Mid-Corporates, Corporate Underwriting Unit, Credit Risk Department ,CRO competence line, UniCredit Bulbank, Sofia, Bulgaria**
- Awarded with personal approval competences
 - Managing a team of 15 + risk managers, responsible for risk assessments of domestic mid and large corporates;
 - Preparing risk assessment and rating approval for the clients that in my personal portfolio.
 - Leading the post-merger implementation (three local banks merged into UniCredit Bulbank) of best underwriting practices, setting the internal documentations – Lending and Rating rules, credit policies, and ect.
 - Full staffing of the team and training of the risk managers
- Jan 2002 – May 2007
- **Senior Credit Analyst, Credit Underwriting Unit, Credit Risk Department, Bulbank, Sofia, Bulgaria**
 - Credit risk assessments on credit applications, specialized in Large corporate, Project Financings & Syndicated case
 - Presenting the credit applications in front of the Credit Council of the Bank
 - Trainer in Credit Excellence program (Pilot program carried jointly with UniCredit S.p.A colleagues), providing exhaustive training on financial analysis, loan types, reading beyond the financials of companies

Languages

Bulgarian	Native
English	Fluent
Russian	Good; Reading comprehension – Very Good
Italian	Basic;

Courses & Certifications

Sustainable Leadership and Corporate Responsibility / LBS – April 2021

Disruptive Strategy / HBS Online – July 2020

May 2015 – Nov 2015 **UniFuture Program Participant**

UniFuture is UniCredit Group's leadership program targeting First Vice Presidents already identified as top performers and possessing the potential for growth into more senior organizational levels. The program was jointly conducted with the Switzerland-based business school IMD. This blended program combines residential modules in three different venues (one at IMD Campus, Lausanne, Switzerland one in Turin, Italy and UniManagement Center and one in Istanbul, Turkey) and distance e-learning.

May 2009 – June 2010 **RISK EXECUTIVE PROGRAM Participant**

Dedicated for selected managers from CRO competence line, part of the Executive Development Plan of the Group, from all CEE countries, where UniCredit Group is present. Organized by UCBA, with the partnership of Deloitte, Austria and PREMIA. The Program was with solid focus on Financial analysis and Credit procedures in the context of macroeconomic (Restructuring & Workout, Credit rating & industry environment research, Credit operations); Controlling for Managers (Budget and cost management, Project Management and Portfolio Management), Market risk, Operational risk.

Apr 2004 – Feb 2005 **YOUNG TALENTS PROGRAM Participant**

Training and development program built around young talented People in UniCredit Group which aims at identifying young potentials in the Group and invest in them, Fostering young potentials' high-speed professional / managerial growth, developing highly-skilled, result-oriented leaders for UniCredit Group. From June 2004 till Dec. 2004 the Program included Master UCI – SDA Bocconi, blended format – 1 residential week per month and e-learning. Covered modules: Strategic Perspective, Information Systems, Accounting and Control, System Dynamics, Risk Management, Global Trends.

Trainings

Leadership: Understanding the Context and Designing the Future, Leadership for Results, Inspire and Mobilize People, People Management and others

Professional: Acquisition and Project Financing (SDA Bocconi), Financing of Leveraged Buy Outs (SDA Bocconi), Risk Master Series

Interests

- Theater (have attended for many years drama courses and took participation in many plays)
- Travelling
- Different networking and cross-border activities

Annex 6.6.
**Annexes related to changes in Supervisory
Board and Management Board
composition**

**EXTRAS DIN DECIZIA
CONSILIULUI DE SUPRAVEGHERE
AL UNICREDIT BANK S.A.
DIN DATA DE 03.03.2023**

Consiliul de Supraveghere al UniCredit Bank S.A. ("Banca"), în baza prevederilor Actului Constitutiv al Băncii și a dispozițiilor legale în vigoare și în conformitate cu informațiile puse la dispoziție în legătură cu ședința care a avut loc în data de 03.03.2023,

Referitor la punctul nr. 3 de pe agendă

Având în vedere:

- expirarea mandatului actual al Directoratului Băncii la data de 17.04.2023,
- intenția Băncii de a coopta un alt membru al Directoratului Băncii pentru funcția de Vicepreședinte Executiv, Coordonator al Diviziei COO, care să aibă cunoștințe și experiență profesională practică extinse în domeniul transformării digitale/IT/tehnologie, care poate sprijini-cu viziune și inițiativă tehnică procesul strategic de digitalizare accelerată pe care Banca îl are în vedere,

Decide în unanimitate:

1. Se ia act (I) de încetarea mandatului de Membru al Directoratului Băncii al dlui Carlo Driussi, Vicepreședinte Executiv al Directoratului Băncii, Coordonator al Diviziei COO (Chief Operating Office), începând cu data de 17.04.2023.

**EXTRACT FROM THE DECISION
OF THE SUPERVISORY BOARD
OF UNICREDIT BANK S.A.
AS OF 03.03.2023**

The Supervisory Board of UniCredit Bank S.A. ("the Bank"), based on the provisions of the Constitutive Act of the Bank and on the legal provisions in force and in accordance with the information made available in relation to the meeting held on 03.03.2023,

Regarding point no. 3 on the agenda

Having in view:

- the expected expiry of the current mandate of Bank's Management Board on April 17 2023,
- the Bank's intention to co-opt another member of the Bank's Management Board for the Executive Vice-President COO position, having extensive know-how and practical professional experience in digital transformation/ IT/ technology area, who can support with vision and technical initiative the accelerated digitization process that the Bank is strategically envisioning,

Unanimously decides:

1. Acknowledges (I) the termination of the mandate of Mr. Carlo Driussi as Member of Bank's Management Board, Executive Vice-President, Coordinator of COO Division (Chief Operating Office), starting with 17.04.2023.

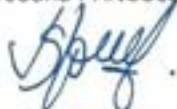
Președinte al Consiliului de Supraveghere / Chairman of the Supervisory Board

Pasquale GIAMBOI



Secretar de ședință / Secretary of the meeting

Loredana PĂNCULESCU



**EXTRAS DIN DECIZIA
CONSILIULUI DE SUPRAVEGHERE
AL UNICREDIT BANK S.A.
DIN DATA DE 03.03.2023**

Consiliul de Supraveghere al UniCredit Bank S.A. ("Banca"), în baza prevederilor Actului Constitutiv al Băncii și a dispozițiilor legale în vigoare și în conformitate cu informațiile puse la dispoziție în legătură cu ședința care a avut loc în data de 03.03.2023,

Referitor la punctul nr. 4 de pe agendă

Având în vedere că mandatul dlui Carlo Driussi de membru al Directoratului Băncii, Vicepreședinte Executiv, Coordonator al Diviziei COO (Chief Operating Office) va înceta la data de 17.04.2023, ca urmare a expirării duratei pentru care a fost acordat,

Decide în unanimitate:

1. Se numește, începând cu data de 17.04.2023, în funcția de Membru al Directoratului Băncii, Vicepreședinte Executiv, Coordonator al Diviziei COO, dl. Cengiz Arslan, cetățean

valabil până la data _____ număr de
identificare personală _____

2. Durata mandatului dlui Cengiz Arslan va fi egală cu durata noului mandat al Directoratului Băncii, respectiv până la data de 17.04.2026.
3. Dl. Cengiz Arslan va începe să-și exercite atribuțiile de Membru al Directoratului Băncii, Vicepreședinte Executiv, Coordonator al Diviziei COO, numai începând de la data primirii aprobării prealabile din partea Băncii Naționale a României.
4. Pentru a se asigura gestionarea adecvată a activităților în domeniile de activitate

**EXTRACT FROM THE DECISION
OF THE SUPERVISORY BOARD
OF UNICREDIT BANK S.A.
AS OF 03.03.2023**

The Supervisory Board of UniCredit Bank S.A. ('the Bank'), based on the provisions of the Constitutive Act of the Bank and on the legal provisions in force and in accordance with the information made available in relation to the meeting held on 03.03.2023,

Regarding point no. 4 on the agenda

Having in view that the mandate of Mr. Carlo Driussi as Member of the Bank's Management Board, Executive Vice-President, Coordinator of COO Division (Chief Operating Office) will terminate starting with 17.04.2023, following the expiry of the duration for which it was entrusted,

Unanimously decides:

1. The appointment, starting with the date of 17.04.2023, as Member of the Bank's Management Board, Executive Vice-President, Coordinator of COO Division, of Mr. Cengiz Arslan,

personal identifying number _____

2. The duration of the mandate of Mr. Cengiz Arslan shall be equal with the duration of the new mandate of the Bank's Management Board, respectively until 17.04.2026.
3. Mr. Cengiz Arslan will start exercising his responsibilities as Member of Bank's Management Board, Executive Vice-President, Coordinator of COO Division, only after receiving the prior approval of the National Bank of Romania.
4. In order to ensure the proper management of the activities in the corresponding domains of

corespunzătoare, până la data la care dl. Cengiz Arslan va primi aprobarea prealabilă a Băncii Naționale a României, dna Feza Tan, Prim Vicepreședinte Executiv al Directoratului Băncii, este împuternicită să exercite temporar oricare și toate competențele interne de decizie/ drepturile de semnătură, ce aparțin Vicepreședintelui Executiv al Directoratului Băncii, Coordonator al Diviziei COO.

activity, until the date on which Mr. Cengiz Arslan will receive the prior approval of the National Bank of Romania, Mrs. Feza Tan, First Executive Vice-President of the Bank's Management Board, is hereby empowered to temporarily exercise any and all internal decision competencies/ signature rights corresponding to the position of Executive Vice-President of the Bank's Management Board, Coordinator of COO Division.

Președinte al Consiliului de Supraveghere / Chairman of the Supervisory Board

Pasquale GIAMBOI



Secretar de ședință / Secretary of the meeting

Loredana PÂNCULESCU



**EXTRAS DIN DECIZIA
CONSILIULUI DE SUPRAVEGHERE
AL UNICREDIT BANK S.A.
DIN DATA DE 03.03.2023**

Consiliul de Supraveghere al UniCredit Bank S.A. ("Banca"), în baza prevederilor Actului Constitutiv al Băncii și a dispozițiilor legale în vigoare și în conformitate cu informațiile puse la dispoziție în legătură cu ședința care a avut loc în data de 03.03.2023,

Referitor la punctul nr. 4 de pe agendă

Decide în unanimitate:

1. Prolungirea mandatului Directoratului Băncii începând cu data de 17.04.2023 și până la data de 17.04.2026.
2. Având în vedere cele precizate la punctul 1 de mai sus, se decide prelungirea, începând cu data de 17.04.2023 și până la data de 17.04.2026 a mandatelor următorilor membri ai Directoratului Băncii, titulatura pe care o va utiliza și divizia pe care o va coordona fiecare membru al Directoratului Băncii fiind următoarele:

Nume	Poziție	Divizie
Feza Tan	Prim Vicepreședinte	Adjunct CEO
(-)	(-)	(-)

**EXTRACT FROM THE DECISION
OF THE SUPERVISORY BOARD
OF UNICREDIT BANK S.A.
AS OF 03.03.2023**

The Supervisory Board of UniCredit Bank S.A. ("the Bank"), based on the provisions of the Constitutive Act of the Bank and on the legal provisions in force and in accordance with the information made available in relation to the meeting held on 03.03.2023,

Regarding point no. 4 on the agenda

Unanimously decides:

1. The prolongation of the Bank's Management Board mandate starting with the date of 17.04.2023 until 17.04.2026.
2. Considering those mentioned at point 1 above, it is decided to prolong, starting with the date of 17.04.2023 until 17.04.2026 the mandates of the following Banks's Management Board members, the title which will be used and the Division which will be coordinated by each of the Banks's Management Board Members, shall be as follows:

Name	Position	Division
Feza Tan	First Vice-President	Deputy CEO
(-)	(-)	(-)

Președinte al Consiliului de Supraveghere / Chairman of the Supervisory Board
Pasquale GIAMBOI



Secretar de ședință / Secretary of the meeting
Loredana PÂNCULESCU



**EXTRAS DIN DECIZIA
CONSILIULUI DE SUPRAVEGHERE
AL UNICREDIT BANK S.A.
DIN DATA DE 03.03.2023**

Consiliul de Supraveghere al UniCredit Bank S.A. ("Banca"), în baza prevederilor Actului Constitutiv al Băncii și a dispozițiilor legale în vigoare și în conformitate cu informațiile puse la dispoziție în legătură cu ședința care a avut loc în data de 03.03.2023,

Referitor la punctul nr. 4 de pe agendă

Decide în unanimitate:

1. Se decide prelungirea, începând cu data de 17.04.2023 și până la data de 17.04.2026 a mandatelor următorilor membri ai Directoratului Băncii, titlatura pe care o va utiliza și divizia pe care o va coordona fiecare membru al Directoratului Băncii fiind următoarele:

Nume	Pozitie	Divizie
Antoaneta Curteanu	Vicepreședinte	Retail
Andrei-Florin Bratu	Vicepreședinte	Administrarea Riscurilor
Diana Ciubotariu	Vicepreședinte	Juridic
Dragoș-Marian Bîrlög	Vicepreședinte	Conformitate
(..)	(..)	(..)

**EXTRACT FROM THE DECISION
OF THE SUPERVISORY BOARD
OF UNICREDIT BANK S.A.
AS OF 03.03.2023**

The Supervisory Board of UniCredit Bank S.A. ("the Bank"), based on the provisions of the Constitutive Act of the Bank and on the legal provisions in force and in accordance with the information made available in relation to the meeting held on 03.03.2023,

Regarding point no. 4 on the agenda

Unanimously decides:

1. It is decided to prolong, starting with the date of 17.04.2023 until 17.04.2026 the mandates of the following Banks's Management Board members, the title which will be used and the Division which will be coordinated by each of the Banks's Management Board Members, shall be as follows:

Name	Position	Division
Antoaneta Curteanu	Vice-President	Retail
Andrei-Florin Bratu	Vice-President	Risk Management
Diana Ciubotariu	Vice-President	Legal
Dragoș-Marian Bîrlög	Vice-President	Compliance
(..)	(..)	(..)

Președinte al Consiliului de Supraveghere / Chairman of the Supervisory Board

Pasquale GIAMBOI



Secretar de ședință / Secretary of the meeting

Loredana PĂNCULESCU



**EXTRAS DIN DECIZIA
CONSILIULUI DE SUPRAVEGHERE
AL UNICREDIT BANK S.A.
DIN DATA DE 03.03.2023**

Consiliul de Supraveghere al UniCredit Bank S.A. ("Banca"), în baza prevederilor Actului Constitutiv al Băncii și a dispozițiilor legale în vigoare și în conformitate cu informațiile puse la dispoziție în legătură cu ședința care a avut loc în data de 03.03.2023,

Referitor la punctul nr. 4 de pe agendă

Decide în unanimitate:

1. Se decide prelungirea, începând cu data de 17.04.2023 și până la data de 17.04.2026 a mandatelor următorilor membri ai Directoratului Băncii, titulatura pe care o va utiliza și divizia pe care o va coordona fiecare membru al Directoratului Băncii, fiind următoarele:

Nume	Pozitie	Divizie
Raluca-Mihaela Popescu-Goglea	Vicepreședinte	Corporații
Dimitar Todorov	Vicepreședinte	Finanțe
(..)	(..)	(..)

**EXTRACT FROM THE DECISION
OF THE SUPERVISORY BOARD
OF UNICREDIT BANK S.A.
AS OF 03.03.2023**

The Supervisory Board of UniCredit Bank S.A. ("the Bank"), based on the provisions of the Constitutive Act of the Bank and on the legal provisions in force and in accordance with the information made available in relation to the meeting held on 03.03.2023,

Regarding point no. 4 on the agenda

Unanimously decides:

1. It is decided to prolong, starting with the date of 17.04.2023 until 17.04.2026 the mandates of the following Banks's Management Board members, the title which will be used and the Division which will be coordinated by each of the Banks's Management Board Members, shall be as follows:

Name	Position	Division
Raluca-Mihaela Popescu-Goglea	Vice-President	Corporates
Dimitar Todorov	Vice-President	Finance
(..)	(..)	(..)

Președinte al Consiliului de Supraveghere / Chairman of the Supervisory Board

Pasquale GIAMBOI



Secretar de ședință / Secretary of the meeting

Loredana PĂNCULESCU



**EXTRAS DIN DECIZIA
CONSILIULUI DE SUPRAVEGHERE
AL UNICREDIT BANK S.A.
DIN DATA DE 06.04.2023**

**EXTRACT FROM THE DECISION
OF THE SUPERVISORY BOARD
OF UNICREDIT BANK S.A.
AS OF 06.04.2023**

Consiliul de Supraveghere al UniCredit Bank S.A. ("Banca"), în baza prevederilor Actului Constitutiv al Băncii și a dispozițiilor legale în vigoare și în conformitate cu informațiile puse la dispoziție în legătură cu ședința care a avut loc în data de 06.04.2023,

The Supervisory Board of UniCredit Bank S.A. ("the Bank"), based on the provisions of the Constitutive Act of the Bank and on the legal provisions in force and in accordance with the information made available in relation to the meeting held on 06.04.2023,

Referitor la punctul nr. 3 de pe agendă

Regarding point no. 3 on the agenda

Decide în unanimitate:

Unanimously decides:

1. la act de încetarea mandatului dlui Cătălin Răsvan Radu ca Președinte Executiv al Directoratului Băncii (CEO) începând cu data de 17.04.2023.

1. Acknowledges the termination of Mr. Cătălin Răsvan Radu mandate as Executive President of the Bank's Management Board (CEO) starting with 17.04.2023.

Președinte al Consiliului de Supraveghere / Chairman of the Supervisory Board
Pasquale GIAMBOI



Secretar de ședință / Secretary of the meeting
Loredana PĂNCULESCU



**EXTRAS DIN DECIZIA
CONSILIULUI DE SUPRAVEGHERE
AL UNICREDIT BANK S.A.
DIN DATA DE 29.06.2023**

Consiliul de Supraveghere al UniCredit Bank S.A. ("Banca"), în baza prevederilor Actului Constitutiv al Băncii și a dispozițiilor legale în vigoare, în conformitate cu informațiile prezentate în cadrul ședinței,

Referitor la punctul nr. 4.2 de pe agenda

Decide în unanimitate:

1. Începând cu data de 01.08.2023, Directoratul UniCredit Bank S.A. va fi compus din 7 membri.
2. la la cunoștință încetarea mandatului dlui Dragoș-Marian Bîrlög ca Membru al Directoratului Băncii, Vicepreședinte Executiv, Coordonator al Diviziei Conformitate, începând cu data de 01.08.2023.
3. la la cunoștință încetarea mandatului dnei Diana Ciubotariu ca Membru al Directoratului Băncii, Vicepreședinte Executiv, Coordonator al Diviziei Juridic, începând cu data de 01.08.2023.

**EXTRACT FROM THE DECISION OF THE
SUPERVISORY BOARD OF
UNICREDIT BANK S.A.
AS OF 29.06.2023**

The Supervisory Board of UniCredit Bank S.A. ("the Bank"), based on the provisions of the Constitutive Act of the Bank and on the legal provisions in force and in accordance with the information presented during the meeting,

Regarding point no. 4.2 on the agenda

Unanimously decides:

1. Starting with 01.08.2023, the Management Board of UniCredit Bank S.A. will be composed from 7 members.
2. Acknowledges the termination of the mandate of Mr. Dragoș-Marian Bîrlög as Member of Bank's Management Board, Executive Vice-President, Coordinator of Compliance Division, starting with 01.08.2023.
3. Acknowledges the termination of the mandate of Mrs. Diana Ciubotariu as Member of Bank's Management Board, Executive Vice-President, Coordinator of Legal Division, starting with 01.08.2023.

Președinte al Consiliului de Supraveghere / Chairman of the Supervisory Board

Pasquale GIAMBOI



Secretar de ședință / Secretary of the meeting

Loredana PĂNCULESCU



1 / 1

**EXTRAS DIN DECIZIA
CONSILIULUI DE SUPRAVEGHERE
AL UNICREDIT BANK S.A.
DIN DATA DE 29.06.2023**

Consiliul de Supraveghere al UniCredit Bank S.A. ("Banca"), în baza prevederilor Actului Constitutiv al Băncii și a dispozițiilor legale în vigoare și în conformitate cu informațiile prezentate în cadrul ședinței care a avut loc în data de 29.06.2023,

**Referitor la punctul nr. 4.4. de pe agendă
"Aprobarea numirii Președintelui Executiv
(CEO) al Directoratului UniCredit Bank S.A."**

Având în vedere:

- poziția vacantă de CEO, Președinte Executiv al Directoratului Băncii, rezultată ca urmare a încetării mandatului dlui Cătălin Răsvan Radu prin expirarea duratei acestui mandat începând cu data de 17.04.2023,
- recomandarea emisă de Comitetului de Nominalizare al Băncii ca urmare a ședinței din data de 29.06.2023

Decide în unanimitate:

1. Se numește în funcția de Președinte Executiv (CEO) al Directoratului Băncii, dna Mihaela-Alina Lupu, cetățean

2. Data de începere a mandatului dnei Mihaela-Alina Lupu va fi data lucrătoare următoare zilei primirii de către Unicredit Bank S.A. a

**EXTRACT FROM THE DECISION
OF THE SUPERVISORY BOARD
OF UNICREDIT BANK S.A.
AS OF 29.06.2023**

The Supervisory Board of UniCredit Bank S.A. ('the Bank'), based on the provisions of the Constitutive Act of the Bank and on the legal provisions in force and in accordance with the information presented during the meeting held on 29.06.2023,

**Regarding point no. 4.4. on the agenda
'Approval of the appointment of the
Executive President (CEO) of the Management
Board of UniCredit Bank'**

Having in view:

- the vacant position as CEO, Executive President of the Bank's Management Board, resulted following to the termination of the mandate of Mr. Cătălin Răsvan Radu as a result of the expiring such mandate starting with 17.04.2023,
- the recommendation issued by Bank's Nomination Committee following the meeting from 29.06.2023,

Unanimously decides:

1. It is appointed as Executive President of the Bank's Management Board (CEO), Mrs. Mihaela-Alina Lupu,

2. The mandate of Mrs. Mihaela-Alina Lupu will start with the working date following the day when Unicredit Bank S.A. will receive the prior

aprobării prealabile a Băncii Naționale a României pentru exercitarea de către dna Mihaela-Alina Lupu a responsabilităților aferente funcției de Președinte Executiv al Directoratului Băncii, dată de la care aceasta va începe să-și exercite responsabilitățile.

approval from National Bank of Romania for the exercising by Mrs. Mihaela-Alina Lupu of the responsibilities as Executive President of the Bank's Management Board, from which date she will start exercising her responsibilities.

3. Durata mandatului dnei Mihaela-Alina Lupu va fi egală cu durata rămasă până la expirarea mandatului Directoratului Băncii, respectiv până la data de 17.04.2026.
3. The duration of the mandate of Mrs. Mihaela-Alina Lupu shall be equal with the duration left until the expiration of the mandate of the Bank's Management Board, respectively until 17.04.2026.
4. Se mențin prevederile deciziei Consiliului de Supraveghere din data de 06.04.2023 conform căroră dna Feza Tan, Prim Vicepreședinte Executiv (Deputy CEO), este împuternicită, să preia temporar atribuțiile administrative interne și de președinte/membru aferente poziției de Președinte Executiv al Directoratului Băncii (CEO) și să exercite, atunci când este necesar conform reglementărilor interne, competențele de decizie/drepturile de semnătură ce aparțin Președintelui Executiv al Directoratului Băncii (CEO), până la finalizarea procesului de aprobare prealabilă de către Banca Națională a României a noului Președinte Executiv al Directoratului Băncii (CEO).
4. The provisions of the Supervisory Board's decision dated 06.04.2023 are maintained, according to which Mrs. Feza Tan, First Executive Vice-President (Deputy CEO) is empowered to temporarily take over the internal administrative and chairmanship/membership duties of the Executive President of the Bank's Management Board (CEO) and to exercise, when needed as per internal rules, the decision competencies/ signature rights corresponding to the position as Executive President of the Bank's Management Board (CEO), until the finalization of the corresponding prior approval process by the National Bank of Romania.

Președinte al Consiliului de Supraveghere / Chairman of the Supervisory Board

Pasquale GIAMBOI



Secretar de ședință / Secretary of the meeting

Loredana PĂNCULESCU





HOTĂRÂREA
ADUNĂRII GENERALE ORDINARE A ACȚIONARILOR
UniCredit Bank S.A.
din data de 21.02.2023

Adunarea Generală Ordinară a Acționarilor UniCredit Bank S.A., persoană juridică română organizată sub forma unei societăți pe acțiuni, administrată în sistem dualist, cu sediul social în București, Bulevardul Expoziției nr. 1F, sectorul 1, România, înregistrată în Registrul Bancar sub nr. RB-PJR-40-011/18.02.1999 și la Registrul Comerțului sub nr. J40/7706/1991, EUID: R00NRC J40/7706/1991, cod unic de înregistrare RO 361536, (denumită în continuare „Banca”), a fost convocată pentru data de **21.02.2023**, începând cu ora 14.30 World Trade Center București, situat în București, Piața Montreal, nr.10, sector 1, sala de conferințe “Montreal”, în prezența acționarilor înscrși în Registrul acționarilor Băncii la data de referință **01.02.2023**, ce reprezintă **98,64 %** din totalul drepturilor de vot.

Adunarea Generală Ordinară a Acționarilor a fost convocată în mod legal de către Directoratul Băncii prin publicarea convocatorului în Monitorul Oficial al României, partea a IV-a, nr. 341 din data de 20.01.2023 și în ziarul „Adevărul” din data de 20.01.2023, precum și pe pagina de internet a Băncii, potrivit prevederilor art. 117 și art. 117² al. 2 din Legea nr.31/1990 privind societățile, republicată, cu modificările și completările ulterioare.

Asupra aspectelor înscrise la **punctul 1** pe ordinea de zi, Adunarea Generală Ordinară a Acționarilor a aprobat, cu **100 %** din voturile exprimate de acționarii prezenți sau reprezentați la Adunarea Generală Ordinară a Acționarilor Băncii:

1. Aprobarea prelungirii mandatelor a trei dintre membrii existenți ai Consiliului de Supraveghere al Băncii, având în vedere ajungerea la termen a mandatelor acestora, după cum urmează:

- 1.1 Aprobarea prelungirii mandatului domnului Riccardo Roscini de membru al Consiliului de Supraveghere (deținând în prezent funcția de Vice-Președinte al

UniCredit Bank S.A.

Bulevardul Expoziției nr. 1F,
Sector 1, București
Tel +40 21 200 2000
e-mail: office@unicredit.ro

Banca membru a UniCredit Group, societate administrată în sistem dualist, cu sediul în România, București, Bulevardul Expoziției nr. 1F, sector 1, înregistrată în Registrul Comerțului sub nr. J40/7706/1991, în Registrul Bancar sub nr. RB-PJR-40-011/18.02.1999 și înregistrată la ANSPDCP cu notificarea nr. 10964, cod unic de înregistrare 361536, atribut fiscal RO, capital social subscris și versat 379.075.291,20 RON. Cod SWIFT: BACROBU

Consiliului de Supraveghere), pentru un nou mandat de 3 ani, de la data de 21.02.2023 până la data de 21.02.2026.

1.2 Aprobarea prelungirii mandatului doamnei Zeynep Nazan Somer Ozelgin de membru al Consiliului de Supraveghere al Băncii pentru un nou mandat de 3 ani, de la data de 21.02.2023 până la data de 21.02.2026.

1.3 Aprobarea prelungirii mandatului doamnei Graziana Mazzone de membru al Consiliului de Supraveghere al Băncii pentru un nou mandat de 3 ani, de la data de 21.02.2023 până la data de 21.02.2026.

Asupra aspectelor înscrise la **punctul 2** pe ordinea de zi, Adunarea Generală Ordinară a Acționarilor a aprobat, cu **100 %** din voturile exprimate de acționarii prezenți sau reprezentați la Adunarea Generală Ordinară a Acționarilor Băncii:

2. Aprobarea împuternicirii Președintelui Executiv al Băncii și a oricăruia dintre Vicepreședinții Executivi ai Băncii să semneze orice documente ce vor fi întocmite în baza hotărârii Adunării Generale Ordinare a Acționarilor, precum și să îndeplinească toate acțiunile și formalitățile necesare pentru înregistrarea și/sau publicarea hotărârii Adunării Generale Ordinare a Acționarilor și/sau a oricăror documente, potrivit reglementărilor legale în vigoare. Președintele Executiv al Băncii și, respectiv, oricare dintre Vicepreședinții Executivi ai Băncii pot împuternici oricare 2 (doi) salariați ai Băncii pentru aducerea la îndeplinire a acestui mandat.

Redactată astăzi, 21.02.2023

Președinte de ședință a
Adunării Generale Ordinare a
Acționarilor

Diana Ciubotariu

S.S. INDESCIFRABIL

Secretar de ședință

Elena Cristina Tudoraș

S.S. INDESCIFRABIL

UniCredit Bank S.A.

Bulevardul Expoziției nr. 1F,
Sector 1, București
Tel +40 21 200 2000
e-mail: office@unicredit.ro

Banca membru al UniCredit Group, societate administrată în sistem dualist, cu sediul în România, București, Bulevardul Expoziției nr. 1F, sector 1, înregistrată în Registrul Comerțului sub nr. MD/7706/1891, în Registrul Bancar sub nr. RB-PFR-40-011/18.02.1899 și înregistrată la ANSPDCP cu notificarea nr. 10964, cod unic de înregistrare 361538, tribut fiscal RO, capital social subscris și versat 379.075.291,20 RON. Cod SWIFT: BACROBGU



ROMÂNIA
UNIUNEA NAȚIONALĂ A NOTARILOR PUBLICI
SOCIETATE PROFESIONALĂ NOTARIALĂ
"DURNESCU și Asociații"

Licența de funcționare nr.318/09.11.2022

Sediul: Str. Sfântul Ștefan nr.13B, Sector 2, Mun. București

Tel: 021.331.20.71 / 0723.288.948, Fax: 021.331.20.99

e-mail: secretariat@bnpdurnescu.ro

ÎNCHEIERE DE AUTENTIFICARE NR. 2155
ANUL: 2023, LUNA: FEBRUARIE, ZIUA: 21

Eu, **IANACHIEVICI ANDRA-MIHAELA**, notar public, la cererea părții m-am deplasat la adresa din Mun. București, Piața Montreal, nr.10, Sector 1, sala de conferințe " Montreal", unde am găsit pe:

- **CIUBOTARIU DIANA**, cetățean

nr.

la

, cunoscută personal de notar, în

calitate de Președinte de Ședință al Adunării Generale Ordinare a Acționarilor UniCredit Bank S.A. din data de 21.02.2023,

- **TUDORAȘ ELENA-CRISTINA**,

de

de

, în calitate de Secretar de

Ședința ai Adunării Generale Ordinare a Acționarilor UniCredit Bank S.A. din data de 21.02.2023,

care, după ce au citit actul, au declarat că i-au înțeles conținutul, că cele cuprinse în act reprezintă voința lor, au consimțit la autentificarea prezentului înscris și au semnat unicul exemplar.

În temeiul art. 12 lit. b) din Legea notarilor publici și a activității notariale nr. 36/1995, republicată, cu modificările ulterioare,

SE DECLARĂ AUTENTIC PREZENTUL ÎNSCRIS

S-a perceput onorariul de 350 lei plus TVA cu factura seria FV nr. 88855/2023.

NOTAR PUBLIC

IANACHIEVICI ANDRA-MIHAELA

S.S. Indescifrabil/L.S. Stampilă Notar

PREZENTUL DUPLICAT S-A ÎNTOCMIT ÎN 4 (PATRU) EXEMPLARE, DE IANACHIEVICI ANDRA-MIHAELA, NOTAR PUBLIC, ASTĂZI, DATA AUTENTIFICĂRII ACTULUI ȘI ARE ACEEAȘI FORȚĂ PROBANTĂ CA ORIGINALUL.

NOTAR PUBLIC

IANACHIEVICI ANDRA-MIHAELA





HOTĂRÂREA
ADUNĂRII GENERALE ORDINARE A ACȚIONARILOR

UniCredit Bank S.A.
din data de 27.03.2023

Adunarea Generală Ordinară a Acționarilor UniCredit Bank S.A., persoană juridică română organizată sub forma unei societăți pe acțiuni, administrată în sistem dualist, cu sediul social în București, Bulevardul Expoziției nr. 1F, sectorul 1, România, înregistrată în Registrul Bancar sub nr. RB-PJR-40-011/18.02.1999 și la Registrul Comerțului sub nr. J40/7706/1991, EUID: ROONRC J40/7706/1991, cod unic de înregistrare RO 361536, (denumită în continuare „Banca”), a fost convocată pentru data de **27.03.2023**, începând cu ora 10.30 World Trade Center București, situat în București, Piața Montreal, nr.10, sector 1, sala de conferințe "Montreal", în prezența acționarilor înscrși în Registrul acționarilor Băncii la data de referință **06.03.2023**, ce reprezintă **98,63 %** din totalul drepturilor de vot.

Adunarea Generală Ordinară a Acționarilor a fost convocată în mod legal de către Directoratul Băncii prin publicarea convocatorului în Monitorul Oficial al României, partea a IV-a, nr. 929 din data de 24.02.2023 și în ziarul „Adevărul” din data de 24.02.2023, precum și pe pagina de internet a Băncii, potrivit prevederilor art. 117 și art. 117² al. 2 din Legea nr.31/1990 privind societățile, republicată, cu modificările și completările ulterioare.

Asupra aspectelor înscrise la **punctul 1** pe ordinea de zi, Adunarea Generală Ordinară a Acționarilor a aprobat, cu **99,99 %** din voturile exprimate de acționarii prezenți sau reprezentati la Adunarea Generală Ordinară a Acționarilor Băncii:

1. Aprobarea (i) Raportului Consolidat și Individual al Directoratului Băncii privind activitatea pe anul 2022, a (ii) Raportului Consolidat și Individual al Consiliului de Supraveghere al Băncii privind activitatea de supraveghere desfășurată în anul 2022 și a (iii) Situațiilor Financiare Consolidate și Individuale aferente anului 2022, întocmite în conformitate cu Standardele Internaționale de Raportare Financiară aplicabile instituțiilor de credit în baza Ordinului emis de Guvernatorul Băncii

UniCredit Bank S.A.

Bulevardul Expoziției nr. 1F,
Sector 1, București
Tel +40 21 200 2000
e-mail: office@unicredit.ro

Banca membru a UniCredit Group, societate administrată în sistem dualist, cu sediul în România, București, Bulevardul Expoziției nr. 1F, sector 1, înregistrată în Registrul Comerțului sub nr. J40/7706/1991, în Registrul Bancar sub nr. RB-PJR-40-011/18.02.1999 și înregistrată la ANSPDCP cu notificarea nr. 10964, cod unic de înregistrare 361536, tribut fiscal RO, capital social subscris și versat 379.075.291,20 RON. Cod SWIFT: BACROBU

Naționale a României nr. 27/2010 cu modificările și completările ulterioare.

Asupra aspectelor înscrise la **punctul 2** pe ordinea de zi, Adunarea Generală Ordinară a Acționarilor a aprobat, cu **99,99 %** din voturile exprimate de acționarii prezenți sau reprezentați la Adunarea Generală Ordinară a Acționarilor Băncii:

2. Aprobarea raportului auditorului financiar privind Situațiile Financiare Consolidate și Individuale aferente anului 2022, întocmite în conformitate cu Standardele Internaționale de Raportare Financiară aplicabile instituțiilor de credit în baza Ordinului emis de Guvernatorul Băncii Naționale a României nr. 27/2010, cu modificările și completările ulterioare.

Asupra aspectelor înscrise la **punctul 3** pe ordinea de zi, Adunarea Generală Ordinară a Acționarilor a aprobat, cu **99,99 %** din voturile exprimate de acționarii prezenți sau reprezentați la Adunarea Generală Ordinară a Acționarilor Băncii:

3. Aprobarea propunerii de repartizare a profitului net al Băncii aferent anului 2022 în valoare de 879.240.138,52 lei, calculat și prezentat în Situațiile Financiare Consolidate și Individuale întocmite în conformitate cu Standardele Internaționale de Raportare Financiară aplicabile instituțiilor de credit în baza Ordinului emis de Guvernatorul Băncii Naționale a României nr. 27/2010 cu modificările și completările ulterioare, după cum urmează:
 - a. constituirea unei rezerve în valoare de 34.246.369,71 lei aferentă profitului reinvestit în exercițiul financiar 2022, pentru care Banca a aplicat scutirea impozitului pe profit, în conformitate cu art. 22 din Legea nr. 227/2015 privind Codul fiscal;
 - b. reinvestirea profitului net rămas în valoare totală de 844.993.768,81 lei în vederea majorării bazei de capital și a ratei de solvabilitate a Băncii.

Asupra aspectelor înscrise la **punctul 4** pe ordinea de zi, Adunarea Generală Ordinară a Acționarilor a aprobat, cu **99,99 %** din voturile exprimate de acționarii prezenți sau reprezentați la Adunarea Generală Ordinară a Acționarilor Băncii:

4. Aprobarea bugetului de venituri și cheltuieli pentru anul 2023, elaborat de către Directoratul Băncii și aprobat în prealabil de către Consiliul de Supraveghere al Băncii.

UniCredit Bank S.A.

Bulevardul Expoziției nr. 1F,
Sector 1, București
Tel +40 21 200 2000
e-mail: office@unicredit.ro

Banca membru a UniCredit Group, societate administrată în sistem dualist, cu sediul în România, București, Bulevardul Expoziției nr. 1F, sector 1, înregistrată în Registrul Comerțului sub nr. J40/7706/1993, în Registrul Bancar sub nr. RB-PJR-40-011/18.02.1999 și înregistrată la ANSPDCP cu notificarea nr. 10964, cod unic de înregistrare 361536, atribut fiscal RO, capital social subscris și versat 379.075.291,20 RON. Cod SWIFT: BACXROBU

Asupra aspectelor înscrise la **punctul 5** pe ordinea de zi, Adunarea Generală Ordinară a Acționarilor a aprobat, cu **99,99 %** din voturile exprimate de acționarii prezenți sau reprezentați la Adunarea Generală Ordinară a Acționarilor Băncii:

5. Descărcarea de gestiune a membrilor Directoratului Băncii pentru exercițiul financiar aferent anului 2022. Descărcarea de gestiune operează, pentru fiecare dintre persoanele ce au exercitat responsabilități în calitate de membru al Directoratului, corespunzător perioadei în care mandatul respectivei persoane a fost valabil în cursul anului 2022.

Asupra aspectelor înscrise la **punctul 6** pe ordinea de zi, Adunarea Generală Ordinară a Acționarilor a aprobat, cu **99,99 %** din voturile exprimate de acționarii prezenți sau reprezentați la Adunarea Generală Ordinară a Acționarilor Băncii:

6. Aprobarea remunerației (în sumă anuală brută) pentru membrii externi Grupului UniCredit ai Consiliului de Supraveghere, după cum urmează:
 - Președinte al Consiliului de Supraveghere
 - Vicepreședinte al Consiliului de Supraveghere
 - Membru al Consiliului de Supraveghere –

Asupra aspectelor înscrise la **punctul 7** pe ordinea de zi, Adunarea Generală Ordinară a Acționarilor a aprobat, cu **99,99 %** din voturile exprimate de acționarii prezenți sau reprezentați la Adunarea Generală Ordinară a Acționarilor Băncii:

7. Aprobarea stabilirii limitelor generale ale remunerației membrilor Directoratului în conformitate cu politicile de remunerare existente la nivelul UniCredit Bank S.A.

Asupra aspectelor înscrise la **punctul 8** pe ordinea de zi, Adunarea Generală Ordinară a Acționarilor a aprobat, cu **99,99%** din voturile exprimate de acționarii prezenți sau reprezentați la Adunarea Generală Ordinară a Acționarilor Băncii:

8. Aprobarea numirii doamnei Tina Pogacic în funcția de membru al Consiliului de Supraveghere al Băncii, pentru un mandat de 3 ani, respectiv de la data de 27.03.2023

UniCredit Bank S.A.

Bulevardul Expoziției nr 1F,
Sector 1, București
Tel +40 21 200 2000
e-mail: office@unicredit.ro

Banca membru a UniCredit Group, societate administrată în sistem dualist, cu sediul în România, București, Bulevardul Expoziției nr. 1F, sector 1, înregistrată în Registrul Comerțului sub nr. J40/7706/1991, în Registrul Bancar sub nr. RB-PJR-49-011/18.02.1999 și înregistrată la ANSPDCP cu notificarea nr. 10964, cod unic de înregistrare 361536, atribut fiscal RO, capital social subscris și versat 379.075.291,20 RON. Cod SWIFT: BACXROBU

până la data de 27.03.2026. Doamna Tina Pogacic își va exercita responsabilitățile după obținerea aprobării prealabile a Băncii Naționale a României.



Asupra aspectelor înscrise la **punctul 9** pe ordinea de zi, Adunarea Generală Ordinară a Acționarilor a aprobat, cu **99,99%** din voturile exprimate de acționarii prezenți sau reprezentați la Adunarea Generală Ordinară a Acționarilor Băncii:

9. Aprobarea împuternicirii Președintelui Executiv al Băncii și a oricăruia dintre Vicepreședinții Executivi ai Băncii să semneze orice documente ce vor fi întocmite în baza hotărârii Adunării Generale Ordinare a Acționarilor, precum și să îndeplinească toate acțiunile și formalitățile necesare pentru înregistrarea și/sau publicarea hotărârii Adunării Generale Ordinare a Acționarilor și/sau a oricăror documente, potrivit reglementărilor legale în vigoare. Președintele Executiv al Băncii și, respectiv, oricare dintre Vicepreședinții Executivi ai Băncii pot împuternici oricare 2 (doi) salariați ai Băncii pentru aducerea la îndeplinire a acestui mandat.

Redactată astăzi, 27.03.2023

Președinte de ședință a
Adunării Generale Ordinare a
Acționarilor

Diana Ciubotariu

S.S. INDESCIFRABIL

Secretar de ședință


Elena Cristina Tudoraș

S.S. INDESCIFRABIL

UniCredit Bank S.A.

Bulevardul Expoziției nr. 1F,
Sector 1, București
Tel +40 21 200 2000
e-mail: office@unicredit.ro

Banca membra a UniCredit Group, societate administrată în sistem dualist, cu sediul în România, București, Bulevardul Expoziției nr. 1F, sector 1, înregistrată în Registrul Comerțului sub nr. J40/7706/1991, în Registrul Bancar sub nr. RB-P/R:40-011/18.02.1999 și înregistrată la ANSPDCP cu notificarea nr. 10964, cod unic de înregistrare 261536, atribut fiscal RD, capital social subscris și versat 375.075.291,20 RON. Cod SWIFT: BACXROBU



ROMÂNIA
UNIUNEA NAȚIONALĂ A NOTARILOR PUBLICI
SOCIETATE PROFESIONALĂ NOTARIALĂ
"DURNESCU și Asociații"
Licența de funcționare nr.318/09.11.2022
Sediul: Str. Sfântul Ștefan nr.13B, Sector 2, Mun. București
Tel: 021.331.20.71 / 0723.288.948, Fax: 021.331.20.99
e-mail: secretariat@bnpdumescu.ro

ÎNCHEIERE DE AUTENTIFICARE NR. 3557
ANUL: 2023, LUNA: MARTIE, ZIUA: 27

Eu, **IANACHIEVICI ANDRA-MIHAELA**, notar public, la cererea părții m-am deplasat la adresa din Mun. București, Piața Montreal, nr.10, Sector 1, sala de conferințe " Montreal", unde am găsit pe:

- **CIUBOTARIU DIANA**, cetățean

la
cunoscută personal de notar, în calitate de Președinte de Ședință al Adunării Generale Ordinare a Acționarilor UniCredit Bank S.A. din data de 27.03.2023,

- **TUDORAȘ ELENA-CRISTINA**, cetățean

Ședință al Adunării Generale Ordinare a Acționarilor UniCredit Bank S.A. din data de 27.03.2023, care, după ce au citit actul, au declarat că i-au înțeles conținutul, că cele cuprinse în act reprezintă voința lor, au consimțit la autentificarea prezentului înscris și au semnat unicul exemplar.

În temeiul art. 12 lit. b) din Legea notarilor publici și a activității notariale nr. 36/1995, republicată, cu modificările ulterioare,


SE DECLARĂ AUTENTIC PREZENTUL ÎNSCRIS

S-a perceput onorariul de 350 lei plus TVA cu factura seria FV nr. 91522/2023.

NOTAR PUBLIC
IANACHIEVICI ANDRA-MIHAELA
S.S. Indescifrabil/L.S. Stampilă Notar

PREZENTUL DUPLICAT S-A ÎNTOCMIT ÎN 4 (PATRU) EXEMPLARE, DE IANACHIEVICI ANDRA-MIHAELA, NOTAR PUBLIC, ASTĂZI, DATA AUTENTIFICĂRII ACTULUI ȘI ARE ACEEAȘI FORȚĂ PROBANTĂ CA ORIGINALUL.

NOTAR PUBLIC
IANACHIEVICI ANDRA-MIHAELA



**EXTRAS DIN DECIZIA CONSULTATIVĂ
A COMITETULUI DE NOMINALIZARE
AL UNICREDIT BANK S.A.
DIN DATA DE 02.11.2023**

Comitetul de Nominalizare al UniCredit Bank S.A. ("Banca"), în baza prevederilor Actului Constitutiv al Băncii, a Regulilor de Procedură ale Comitetului de Nominalizare și a dispozițiilor legale în vigoare și în conformitate cu informațiile puse la dispoziție în legătură cu ședința care a avut loc în data de 02.11.2023,

Referitor la punctul nr.2 de pe agendă
"Luarea la cunoștință (i) a retragerii candidaturii dnei. Tina Pogacic din funcția de membru desemnat al Consiliului de Supraveghere al UniCredit Bank S.A și (ii) a demersurile aferente procesului de succesiune"

Decide în unanimitate:

1. la la cunoștință retragerea candidaturii doamnei Tina Pogacic din funcția de Membru desemnat al Consiliului de Supraveghere al UniCredit Bank S.A și reluarea promptă a procesului de identificare a unui candidat pentru funcția de membru al Consiliului de Supraveghere al Băncii.
2. Recomandă Directoratului să includă pe ordinea de zi a următoarei ședințe a Adunării Generale a Acționarilor UCB propunerea de luare la cunoștință a retragerii candidaturii doamnei Tina Pogacic ca Membru desemnat al Consiliului de Supraveghere al UCB.

**EXTRACT FROM THE CONSULTATIVE DECISION
OF THE NOMINATION COMMITTEE OF
UNICREDIT BANK S.A.
AS OF 02.11.2023**

The Nomination Committee of UniCredit Bank S.A. ('the Bank'), based on the provisions of the Constitutive Act of the Bank, of the Rules of Procedure for the Nomination Committee and on the legal provisions in force and in accordance with the information made available in relation to the meeting held on 02.11.2023,

Regarding point no.2 on the agenda
'Acknowledgement of (i) the candidacy withdrawal of Mrs. Tina Pogacic from the position as designated Member of the Supervisory Board of UniCredit Bank S.A and (ii) the actions related to the corresponding succession process'

Unanimously decides:

1. Acknowledges the candidacy withdrawal of Mrs. Tina Pogacic from the position as designated Member of the Supervisory Board of UniCredit Bank S.A and the promptly resumption of the process of identifying a candidate for the position as Member of the Bank's Supervisory Board.
2. Recommends to the Management Board to include on the agenda of the next meeting of the General Assembly of UCB Shareholders the proposal for the acknowledgement of the withdrawal of the candidacy of Ms. Tina Pogacic as designated Member of the UCB Supervisory Board.

Președinte al Comitetului de Nominalizare/Chairman of the Nomination Committee

Pasquale GIAMBOI


Secretar de ședință / Secretary of the meeting

Loredana PĂNCULESCU


UniCredit Bank Internal Use Only

UniCredit Bank S.A.

Bulevardul Expozitiei nr. 1F,
Sector 1, Bucuresti
Tel +40 21 200 2020
e-mail: infocenter@unicredit.ro

Bancă membră a UniCredit Group - Nr. de ordine în Registrul Bancar: RB-PJR-40-011/
18.02.1999 - Capital social: 455.219.478,30 RON - Nr. de Ordine în registrul
Comerțului: J40/7706/1991 - Cod unic de înregistrare: 361536 - EUID:
ROONRCJ40/7706/1991, societate administrată în sistem dualist, Cod SWIFT:
BACKROBU

Annex 6.7.
Compliance statement

STATEMENT**according to the provisions of article 63 of Law no. 24/2017 regarding
issuers of financial instruments and market operations**

Legal Entity: UNICREDIT BANK S.A.

County: 41 - Directia Generala de Administrare Mari Contribuabili, MUN.BUCURESTI

Address: Bucharest, district 1, Expozitiei 1F, tel. 021/200.20.00

Trade Register Number: J40/7706/1991

Ownership type: 34 – Stock company

Main activity (NACE Code): 6419 – Other monetary intermediation

Fiscal Identification Code: RO 361536.

The persons responsible for the management of UniCredit Bank S.A. Group assume responsibility for the production of the "Consolidated and Separate Financial Statements" at 31st December 2023.

The Consolidated and Separate Financial Statements at 31st December 2023 have been drawn in accordance with provisions of Order 27/2010 issued by National Bank of Romania for approval of accounting regulations in accordance with International Financial Reporting Standards as endorsed by European Union, with subsequent amendments, and we confirm, to the best of our knowledge, that:

a) the accounting policies applied for the preparation of the annual consolidated and separate financial statements are in accordance with the applicable accounting regulations;

b) the annual consolidated and separate financial statements give a true and fair view of the the assets, liabilities, financial position and profit or loss of UNICREDIT BANK S.A. and of the subsidiaries included in the financial statements consolidation process;

c) **The Annual report for the period ended as at 31 December 2023 prepared in accordance with FSA Regulation no.5/2018** includes a correct analysis of the development and performance of UNICREDIT BANK S.A. and of the subsidiaries included in the process of consolidating the financial statements, as well as a description of the main risks and uncertainties specific to the activity carried out.

Mrs. Mihaela Lupu
Chief Executive Officer



Mr. Dimitar Todorov
Executive Vice-President



7. Consolidated and individual Management Board's report



UniCredit Bank S.A.

Management Board's report

Consolidated and Separate
for the financial year ended 31 December 2023

Content

1. General presentation	3
2. 2023 Activity Overview	3
3. Consolidated and separate financial statements of UniCredit Bank S.A. as at 31 December 2023	7
4. Equity accounts and profit distribution	16
5. Forecast related to the future macroeconomic environment	17
6. Research and development activity	19
7. Risk Management	19
8. Corporate Governance.....	24
9. Non-financial declaration	31
10. Communication calendar for 2024	36
11. Members of the Management Board of the Bank, UCFIN and UCLC during 2023	36
12. Conclusion	37

1. General presentation

UniCredit Group (the "Group") consists of UniCredit Bank S.A. (the "Bank") as parent company, and its subsidiaries, UniCredit Consumer Financing IFN S.A. ("UCFIN"), UniCredit Leasing Corporation IFN S.A. ("UCLC") and UniCredit Insurance Broker S.R.L. ("UCIB"). Further details are available in the Reporting entity note presented in the *Notes to the consolidated and individual financial statements for the period ended 31 December 2023*.

UniCredit Bank S.A. (the "Bank"), is having its current registered office is in Bucharest, 1F Expozitiei Boulevard, District 1, Romania. The Bank was established as a Romanian commercial bank, Banca Comerciala Ion Tiriac S.A. in 1991, which merged with HVB Bank Romania SA on 01.09.2006, resulting Banca Comerciala HVB Tiriac S.A. As a result of the merger by absorption of the former UniCredit Romania S.A. (the absorbed bank) by Banca Comerciala HVB Tiriac S.A. (the absorbing bank), the Bank is licensed by the National Bank of Romania to conduct banking activities.

The Bank provides retail and commercial banking services in Romanian Lei ("RON") and in foreign currency for private individuals and companies. These are including: current accounts opening, domestic and international payments, foreign exchange transactions, working capital finance, medium and long term credit facilities, retail loans, bank guarantees, letter of credits and documentary collections.

UniCredit Bank S.A. is directly controlled by UniCredit SpA (Italy), with registered office in Milano, Piazza Gae Aulenti, 3.

The Group is exercising direct and indirect control over the following subsidiaries:

- UniCredit Consumer Financing IFN S.A. ("UCFIN"), having its current registered office at 1F Expozitiei Boulevard, 6th floor, District 1, Bucharest, Romania, provides consumer finance loans to individuals. The Bank has a shareholding of 50.1% in UCFIN since January 2013.
- UniCredit Leasing Corporation IFN ("UCLC"), having its headquarters in 1F Expozitiei Boulevard, 1st, 7th and 8th floor, District 1, Bucharest, Romania, provides financial leasing services to corporate clients and individuals. UCLC, the former associate, has become the Bank's subsidiary since April 2014 when the Bank obtained indirect control of 99.95% (direct control: 99.90%). The Bank's indirect controlling interest as of 31 December 2020 is 99.98% (direct control: 99.96%), as a result of the merger of UniCredit Leasing Romania SA ("UCLRO") with UCLC, finalized in June 2015, the date when UCLRO was absorbed by UCLC.
- UniCredit Insurance Broker S.R.L. ("UCIB"), having its current registered office in 1F Expozitiei Boulevard, 8th floor, District 1, Bucharest, Romania, intermediates insurance policies related to leasing activities to legal entities and individuals, and became a subsidiary of the Bank beginning with 31 December 2020. The Bank has an indirect controlling interest of 99.98% through UCLC, which owns 100% UCIB.

As of 31 December 2023 the Group carried out its activity in Romania through the Head Office located in Bucharest and its network of 168 branches/Bank 166 branches (31 December 2022: Group 164 branches/Bank 162 branches) in Bucharest and in the country.

2. 2023 Activity Overview

In 2023, the Bank continued to support the real economy in Romania and to be a reliable partner for its clients, offering quick support to the business environment, through instruments appropriate to the context and to offer special financing conditions in terms of costs and requested guarantees, in the context the various guarantee conventions of which it is a part.

Specifically, the bank continued:

- to offer small and medium-sized companies access to financing under advantageous conditions, which benefit from a guarantee of 60% of the loan value, through the SME Initiative (eng.: SME Initiative), in order to establish new companies, expand the current activity, consolidate the activity, or the realization of new projects, including by approaching new markets. It is a guarantee instrument accessed by

» Unlocking transformation, together.

For our clients, our people,
and our communities.

 Financial progress 

 Clients 

 People & Culture 

 ESG 

 Digital & Data 

 UniCredit Foundation 

UniCredit Bank from the European Union, the program being financed by the EU through FEADR and Horizon 2020 and administered by the European Investment Fund and the European Investment Bank;

- to offer agricultural clients financing for working capital and investments, with a 50% Fund of Funds guarantee, with amounts from FEADR, through the National Program for Agriculture and Rural Development, together with amounts from the national budget;

- to make available to micro-enterprises a financing program in lei for current expenses with a maximum value of 25,000 euros (equivalent in lei), which benefits from a guarantee of 80% of the loan value through the EaSI guarantee (instrument accessed by UniCredit Bank from EU through the European Investment Fund, part of the European Investment Bank Group);

- to implement credit facilities with a Cultural and Creative Sector guarantee through the European Investment Fund.

An important direction in the bank's activity was the participation in the local risk sharing schemes provided by the Romanian state, in order to offer support to companies affected by the consequences of the pandemic and the Russia-Ukraine war. In this sense, credit facilities were granted using own funds and state guarantees to companies from numerous sectors of activity, such as production, construction, agriculture, food industry, IT, transport and others, as follows:

- continued the SME IINVEST PLUS Program, through its six components: IMM Invest Romania, AGRO IMM Invest, IMM PROD, GARANT CONSTRUCT, RURAL INVEST and INNOVATION, under the Ukrainian Temporary Framework state aid scheme.

At the same time, UniCredit continued to be the partner bank for the implementation of the Grants for working capital programs granted to entities in the agri-food sector, Start-up Nation and Femeia Antreprenor managed by the Ministry of Entrepreneurship and Tourism, facilitating access to non-refundable financial aid, essential in this period. The bank continued to be active and proactive in supporting small and medium-sized companies and to grant numerous financings to those sectors of activity with positive evolution, such as agriculture, food industry, IT, chemical industry, pharmaceutical, health, and electronics.

In order to improve its clients' access to financing, the Bank signed several guarantee agreements with the European Investment Fund, for accessing the Sustainability, Innovation and Digitization, Cultural and Creative Sector, Skills and Education guarantees, these benefiting from the support of the InvestEU Fund, but also the Sustainability and Competitiveness guarantees within the National Resilience and Recovery Program.

In the Corporate area, the support offered to companies in the process of gradual transition to the green economy and the implementation of changes with a positive impact on the environment continued to be of maximum interest. Besides this, in the public administration sector, UniCredit Bank won a series of tenders for the contracting of loans to finance several investments of local interest, aimed at ensuring our cities the image of true European cities. Special support was also given to strategic investments for the development of the country's regions, key components of the National Recovery and Resilience Plan of Romania.

UniCredit acted as Joint Holder of the Subscription Register within the Hydroelectric Public Sale Offer at the Bucharest Stock Exchange, the largest Initial Public Offer (IPO) in Romania to date and one of the largest in Europe in 2023. A transaction of such magnitude required proper preparation and effort, UniCredit being involved through numerous colleagues from the Group but also through the valuable and essential contribution of colleagues from the Corporate division.

The product area was under constant attention, new functionalities being added to the internet banking application, BusinessNet for legal entity customers, so that companies have permanent access and control over the portfolio of issued debit cards and have the possibility to make payments directly in an extensive list of currencies (over 90 new currencies).

At the same time, UniCredit Bank launched in 2023 a new functionality in the internet banking application, BusinessNet for legal entity clients - issuing and reissuing debit cards 100% online - offering companies permanent access and control over the portfolio of issued debit cards.

UniCredit Bank continues to be a reliable partner of its clients, individuals, providing them with financial solutions appropriate to their needs for purchasing a home or optimizing the costs of a real estate purchase loan by refinancing loans. In an economic context in which the increase in the ROBOR and IRCC indicators led to significant increases in loan rates, we observe a significant dynamic in the demand for mortgage refinancing. Customers are looking for solutions to transform loans with variable interest into ones with fixed interest, so that they can shelter themselves from interest rate variations for a period of time. At the same time, the increase in inflation and the decrease in purchasing power, as well as the increase in interest rates in the market, have affected the budget of Romanian consumers, causing them to reduce their expenses and look for more advantageous alternatives. UniCredit Bank understood this need of the clients and adjusted its financing offer so as to have in its portfolio an extremely competitive product, easy to access, with optimized costs for the client and additional benefits.

Because we relied on those products built around the actual needs of customers, we had a very good evolution of the segment of loans intended for the purchase of homes, with the total volume of mortgage sales registering a significant increase in 2023 compared to 2022.

One of the main priorities of 2023 was the implementation of the local ESG strategy. In accordance with Group strategy, we adopted local objectives for both green financing and social financing, and we supported our clients in the transition to a more sustainable and fair economy.

We continued to finance businesses in the green energy field, renewable energy and energy efficiency, while green mortgage loans for individuals continued to be one of the most requested products. Part of our ESG strategy are the financial and entrepreneurial education programs for high school students with a technical profile. More than 35,000 students completed the financial education and job training courses in 2023, and 340 of them participated in the 10 urban entrepreneurship camps, where they learned how to develop a business plan and how to find financing.

UniCredit Consumer Financing IFN S.A.

In 2023, UniCredit Consumer Financing accelerated the expansion of commercial activity, the volume of new loans being 54% higher than in the previous year. The balance of consumer loans was at a historical maximum, increasing by 30% compared to 2022. These achievements were the result of both the constant attention to provide customers with competitive financing solutions through a simplified lending process, as well as of the continuous expansion of distribution channels. In addition, the offer of financing through loans for personal needs has been constantly adapted to the needs of clients, being offered interest reductions in the case of income collection in accounts opened at UniCredit Bank or the purchase of life insurance.

Regarding credit cards, customers benefited from the advantages offered in the interest-free installments campaigns, carried out on a recurring basis. Efforts to simplify, digitize and improve the customer experience were also continued through the new facility to access a 100% digital credit card, directly from the Mobile Banking application and to divide transactions into installments, also through the mobile application. The expansion of the commercial activity took place in parallel with the careful management of the credit risk and the constant improvement of the operational efficiency.

UniCredit Leasing

In 2023, UniCredit Leasing celebrated 21 years of existence and the 16th consecutive year in which it is the leader of the financial leasing industry. The company continued to focus on sustainability projects (ESG) and financing structures. Thus, the "GoGreen" project continued in 2023 by maintaining competitive offers to encourage the purchase of electric and hybrid vehicles, but also through structures dedicated to green energy, whether we are talking about standard products addressed to the customer segment in the prosumer category or through financing in - a personalized approach to green projects of medium or large sizes. Digitization has been and will continue to be a priority for UniCredit Leasing, and it is not a simple project, but a digital journey that we travel together with our clients.

UniCredit's expertise and commitment to offer clients the highest quality services and solutions on the Romanian market were also recognized in 2023 through numerous distinctions. Within the 14th edition of the "Voted Product of the Year®" competition, an international concept that rewards innovative products, the Personal Achievements Loan 100% Mobile from UniCredit Consumer Financing was selected as 2023 Product of the Year for Innovation in the NBFC Loans category. The strong position of

UniCredit in Romania was also recognized by the prestigious Euromoney Trade Finance Survey, which again appointed UniCredit Bank in Romania with top honours in both 'Best Service' ranking, which assesses levels of customer service, and 'Market Leader' ranking, which combines penetration, percentage of business and turnover data to create an overall ranking of the best trade finance banks. UniCredit Leasing was recognized as "Leasing Company of the Year" by the well-known Romanian economic magazine Piata Financiara and Finmedia, in a gala dedicated to the profile market, and on the occasion of the Top Bankers Gala, also organized by Piata Financiara and Finmedia, UniCredit received the "Best branches for loans and savings" distinction.. Last but not least, during the Biz Sustainability Awards Gala, UniCredit Bank received "The Community Hero Award from Biz Magazine, being recognized for the last 20 years of involvement in Romanian communities for our projects in the fields of Arts, Culture, Education & Social and for being among "those who believe in the power of good and invest to strengthen the communities in which they operate".

The final of 2023 brought further valuable recognition for the Bank - both as part of the UniCredit Group and through its entities in Romania. Thus, UniCredit Group was named the "Best sub-custodian bank" in Central and Eastern Europe at the annual awards of Global Finance magazine, and then "Bank of the Year" globally in 2023 at the annual ceremony organized by The Banker in London. In Romania, UniCredit Bank was named "Corporate Bank of the Year" at the Financial Leaders Hall of Fame Gala 2023, organised by Business Arena magazine, while UniCredit Leasing received the award for "Leasing Company of the Year 2023"; UniCredit Leasing also received the "Best in Leasing" recognition at the Piața Financiară Awards Gala for its performance in 2023. UniCredit Bank also received the Excellence Award from the Professional Association of Real Estate Agents in Romania (APAIR) for being committed to supporting real estate education for over 5 years. The Haute Couture Gala organized by Biz magazine brought one last award at the end of the year - UniCredit received The Power of Art award, being recognized for supporting as a main partner the most important exhibition ever organized in Romania, the Picasso Effect.

In 2023, the main performance indicators of UniCredit Bank Group evolved as follows:

- Total assets increased by 12.79%, up to RON thousands 74,672,361;
- Net profit: increased by 44.14%, mainly due to increase in net interest income;
- Customer loan portfolio (including lease receivables) increased by 10.2% compared to 2022.

UniCredit Bank Group had a solid financial position in 2023:

Indicator (%)	Group		Bank	
	2023	2022	2023	2022
ROE	16.38%	13.78%	16.46%	13.58%
ROA	1.93%	1.51%	1.91%	1.45%
Solvency ratio ¹	22.79%	21.00%	27.34%	23.29%
Cost/Income ratio	37.57%	43.78%	38.18%	45.33%
Loans to deposits	83.85%	77.86%	69.57%	63.98%
Loan portfolio provision coverage	5.00%	6.07%	4.48%	5.53%

As of 31 December 2023, total assets of the UniCredit Bank Group are RON 74,672,361 thousands (Bank: RON 67,712,095 thousands). The net profit for 2023 is RON 1,438,383 thousands (Bank: RON 1,293,876 thousands), out of which non-controlling interest amounts to RON 15,196 thousands.

During 2023, the members of the Management Board acted in accordance with statutory laws and regulations in force and ruling UniCredit Bank Group and Bank's regulations. The Supervisory Board and Management Board members also acted according to their responsibilities as defined in the Constitutive Act of the Bank and within the limits of their competences assigned by the General Shareholders Meeting. The Management Board has acted under the supervision and control of the Supervisory Board.

¹ KPI's include non-controlling interests

» Unlocking transformation, together.

For our clients, our people,
and our communities.

 Financial progress 

 Clients 

 People & Culture 

 ESG 

 Digital & Data 

 UniCredit Foundation 

The activity of the Management Board as the main decision making corporate body in the Bank has been consistently and efficiently supported by staff of the Bank, in accordance with their responsibilities and competences operating in compliance with their authorities and set of responsibilities.

The Management Board has coordinated the Bank's activity and has taken all necessary measures for the proper management of it, in compliance with the Constitutive Act of UniCredit Bank.

The Bank's main subsidiaries are non-banking financial institutions, which are governed in a two tiered system by Management Board and Supervisory Board. The members of the Management Board acted in accordance with statutory laws and regulations in force and ruling UniCredit Bank Group and Bank's regulations. The Supervisory Board and Management Board members also acted according to their responsibilities as defined in the Constitutive Act of the Bank and within the limits of their competences assigned by the General Shareholders Meeting. The Management Board has acted under the supervision and control of the Supervisory Board.

3. Consolidated and separate financial statements of UniCredit Bank S.A. as at 31 December 2023

3.1. Legal framework

The separate financial statements of UniCredit Bank S.A and the consolidated financial statements of the UniCredit Bank Group have been prepared in accordance with International Financial Reporting Standards ("IFRS") as endorsed by the European Union and with the provisions of Order 27/2010 issued by National Bank of Romania, for approval of accounting regulations in accordance with International Financial Reporting Standards as endorsed by European Union, with subsequent changes.

The duties stipulated by law, related to the organization and management of the accounting activity, including the accounting principles (prudence, permanence of methods, continuity, independence, intangibility, non-compensation, separate evaluation of assets and liabilities', materiality, substance over form) have been followed. The provisions of the Accounting Law no. 82/1991, with subsequent changes, the accounting regulations and the methods stipulated by regulations in force, were abided by the Bank.

The annual consolidated and separate financial statements of UniCredit Bank Group is audited by KPMG Audit SRL.

3.2. The Consolidated Statement of financial position

The IFRS Consolidated Statement of financial position of UniCredit Bank SA as of 31.12.2023 is presented below:

In RON thousands	Group			Bank		
	2023	2022	2023/ 2022 (%)	2023	2022	2023/ 2022 (%)
Assets:						
Cash and cash equivalents	20,106,053	16,456,169	22.2%	20,105,745	16,455,940	22.2%
Financial assets at fair value through profit or loss	97,712	214,714	-54.5%	97,712	214,714	-54.5%
Derivatives assets designated as hedging instruments	242,560	310,229	-21.8%	242,560	310,229	-21.8%
Loans and advances to customers at amortized cost	36,196,421	32,849,251	10.2%	33,892,452	31,054,544	9.1%
Net lease receivables	4,305,696	3,788,693	13.6%	7,300	11,342	-35.637%
Loans and advances to banks at amortized cost	142,096	399,455	-64.4%	142,096	399,455	-64.4%
Other financial assets at amortized cost	558,257	319,475	74.7%	497,953	250,620	98.7%
Financial assets at fair value through other comprehensive income	2,026,525	1,922,518	5.4%	2,016,760	1,920,172	5.0%
Debt instruments at amortized cost	9,647,214	8,856,966	8.9%	9,647,214	8,856,966	8.9%
Investment in subsidiaries				143,116	143,116	0.0%
Property, plant and equipment	171,348	179,752	-4.7%	169,000	176,415	-4.2%
Right of use assets	254,151	199,230	27.6%	242,889	181,355	33.9%
Intangible assets	424,876	362,782	17.1%	406,108	344,366	17.9%
Current tax assets	22,059	8,109	172.0%	-	-	0.0%
Deferred tax assets	57,961	163,726	-64.6%	49,686	73,999	-32.9%
Other assets	419,432	175,767	138.6%	51,504	50,866	1.3%
Total assets	74,672,361	66,206,836	12.79%	67,712,095	60,444,099	12.0%

Management Board's consolidated and separate report
for the financial period ended 31 December 2023

In RON thousands	Group			Bank		
	2023	2022	2023/ 2022 (%)	2023	2022	2023/ 2022 (%)
Liabilities:						
Financial liabilities at fair value through profit or loss	120,253	176,965	-32.0%	120,253	176,966	-32.0%
Derivatives liabilities designated as hedging instruments	202,404	262,514	-22.9%	202,404	262,514	-22.9%
Deposits from banks	1,240,982	1,050,418	18.1%	1,240,982	1,050,418	18.1%
Loans from banks and other financial institutions at amortized cost	6,406,673	5,653,932	13.3%	584,966	849,329	-31.1%
Deposits from customers	50,955,312	45,310,940	12.5%	51,002,566	45,404,198	12.3%
Debt securities issued	4,002,296	3,502,834	14.3%	4,002,296	3,502,834	14.3%
Other financial liabilities at amortized cost	1,185,038	1,307,973	-9.40%	1,149,294	1,239,449	-7.3%
Subordinated liabilities	952,073	945,604	0.7%	842,632	836,761	0.7%
Lease liabilities	255,803	198,403	28.9%	250,414	193,362	29.5%
Current tax liabilities	18,736	24,969	-25.0%	18,546	24,969	-25.7%
Provisions	206,162	250,064	-17.6%	226,903	250,737	-9.5%
Other non-financial liabilities	346,087	279,645	23.8%	207,970	176,914	17.6%
Total liabilities	65,891,819	58,964,261	11.7%	59,849,226	53,968,451	10.9%

In RON thousands	Group			Bank		
	2023	2022	2023/ 2022 (%)	2023	2022	2023/ 2022 (%)
Equity						
Share capital	1,177,748	1,177,748	0.0%	1,177,748	1,177,748	0.0%
Share premium account	621,680	621,680	0.0%	621,680	621,680	0.0%
Cash flow hedging reserve	(6,506)	(7,501)	-13.3%	(6,506)	(7,501)	-13.3%
Reserve on financial assets at fair value through other comprehensive income	(13,185)	(108,424)	-87.8%	(19,416)	(108,424)	-82.1%
Revaluation reserve on property, plant and equipment	22,500	17,177	31.0%	22,500	17,177	31.0%
Other reserves	432,942	399,973	8.2%	432,942	399,973	8.2%
Retained earnings	6,369,744	4,981,500	27.9%	5,633,921	4,374,995	28.8%
Total equity for parent company	8,604,923	7,082,153	21.5%	7,862,869	6,475,648	21.4%
Non-controlling interest	175,619	160,422	9.5%	-	-	0.0%
Total equity	8,780,542	7,242,575	21.2%	7,862,869	6,475,648	21.4%
Total liabilities and equity	74,672,361	66,206,836	12.8%	67,712,095	60,444,099	12.0%

A more detailed explanation on several captions of the Statement of Financial Position is presented below.

3.3. Assets

Cash and due from Central Banks - The balance of current accounts with the National Bank of Romania represents the minimum reserve maintained in accordance with the National Bank of Romania requirements. As at 31 December 2023, the minimum reserve level was at the level of as 8% (31 December 2022: 8%) for liabilities to customers in RON and 5% for liabilities to customers in foreign currency (31 December 2022: 5%), both with residual maturity less than 2 years from the end of reporting period and for liabilities with the residual maturity longer than 2 years with reimbursement, transfer and anticipated withdrawals clause or 0% for all the other liabilities included in the calculation.

Loans and advances to customers and net lease receivables are in amount of RON 40,502,117 thousands for the Group (Bank: RON 33,899,752 thousands), corresponding to 55.24% of total assets (Bank: 50.06%).

The outstanding loans balance as at 31.12.2023 is distributed as follows:

	Group		Bank	
	2023	2022	2023	2022
Corporate	59.70%	62.0%	76.24%	77.2%
SME	14.50%	14.1%	1.89%	1.80%
Private Individual	25.73%	23.8%	21.80%	20.8%
Private Banking	0.06%	0.10%	0.07%	0.10%

Term loans granted to customers are classified according to the remaining maturity into the following time buckets:

		Up to 1 Year	1 Year to 5 Years	Over 5 Years
		2023	2022	2023
Group	2023	41.3%	36.7%	22.1%
	2022	45.3%	33.2%	21.6%
Bank	2023	40.6%	35.6%	23.8%
	2022	44.5%	33.0%	22.5%

Loans are collateralized mainly by mortgages, assignments of receivables, pledges, corporate guarantees from parent company and letters of guarantee.

The high-level risk structure of the loan portfolio (including individuals and companies) at the end of 2023 and 2022 is as follows:

	Group		Bank	
	2023	2022	2023	2022
Neither past due nor impaired	88.10%	88.3%	86.80%	94.0%
Past due but not impaired	5.39%	10.7%	5.43%	5.20%
Other impaired loans	0.40%	0.40%	0.30%	0.30%
Individually significant impaired loans	0.56%	0.60%	0.52%	0.50%

Other assets of RON 419,432 thousands increased by 139% compared with December 2022 (Group level).

In RON thousands	Group		Bank	
	2023	2022	2023	2022
Sundry debtors	19,957	25,619	19,927	25,619
Prepaid Expenses	342,517	138,320	36,376	29,373
Inventories	9,772	8,364	47	1,823
Other	59,606	15,850	7,574	6,437
Less impairment for sundry debtors	(12,420)	(12,386)	(12,420)	(12,386)

Total other non-financial assets	419,432	175,767	51,504	50,866
----------------------------------	---------	---------	--------	--------

3.4. Liabilities

Deposits and loans from banks balance is RON 7,647,655 thousands (Bank RON 1,825,948 thousands), representing 11.61% of total liabilities and equity.

In RON thousands	Group		Bank	
	2023	2022	2023	2022
Deposits				
Term deposits	881,358	416,407	881,358	416,407
Sight deposits	359,624	634,011	359,624	634,011
Total deposits	1,240,982	1,050,418	1,240,982	1,050,418
Loans				
Commercial Banks	5,671,409	4,731,665	-	-
Multilateral development banks	735,264	922,267	584,966	849,329
International financial institutions	-	-	-	-
Total borrowings	6,406,673	5,653,932	584,966	849,329
Total	7,647,655	6,704,350	1,825,948	1,899,747

The balance of **deposits from customers** is totaling RON 50,955,312 thousands at Group level (Bank RON 51,002,566 thousands), representing 68% of total liabilities and equity. At the end of 2023 almost 63% of deposits are payable on demand.

In RON thousands	Group		Bank	
	2023	2022	2023	2022
Term deposits	17,993,000	13,044,326	18,013,196	13,064,379
Payable on demand	31,956,699	31,304,532	31,988,882	31,377,356
Collateral deposits	1,005,603	962,041	1,000,478	962,422
Certificates of deposits	10	41	10	41
Total	50,955,312	45,310,940	51,002,566	45,404,198

Other non-financial liabilities balance is RON 346,087 thousands include:

In RON thousands	Group		Bank	
	2023	2022	2023	2022
Deferred income	214,810	162,804	105,094	84,004
Payable to state budget	43,644	42,093	40,049	38,443
Payable to employees	68,621	60,256	61,293	53,011
Other	19,012	14,492	1,534	1,456
Total other non-financial liabilities	346,087	279,645	207,970	176,914

Provisions of RON 206,162 thousands are split by type as presented below:

In RON thousands	Group		Bank	
	2023	2022	2023	2022
Provision for financial guarantees	97,769	150,028	124,949	155,432
Provision for legal disputes	8,276	13,723	6,248	11,714
Provision for off-balance commitments	86,528	80,788	82,696	78,137
Other provisions	13,589	5,525	13,010	5,454
Total	206,162	250,064	226,903	250,737

Subordinated loans of RON 952,073 thousands represent the outstanding balance of subordinated loans borrowed from UniCredit SPA (88.5%) and UniCredit Bank Austria AG (11.5%).

In RON thousands	Group		Bank	
	2023	2022	2023	2022
UniCredit SPA	842,632	836,761	842,632	836,761
UniCredit Bank Austria AG	109,441	108,843	-	-
Total	952,073	945,604	842,632	836,761

3.5. Off-balance-sheet exposures

The outstanding off-balance-sheet gross exposure at Group level at the end of 2023 totaling RON 24,227,219 thousands is presented below, 89.90% representing exposures to non-banking customers and 46% revocable commitments (Bank: RON 23,538,348 thousands, of which 48% revocable commitments).

In RON thousands	Group		Bank	
	2023	2022	2023	2022
Off balance sheet exposures to nonbanking customers	21,780,442	20,022,882	21,091,571	19,418,231
Off balance sheet exposures to banks	2,446,777	2,173,822	2,446,777	2,173,822
Total	24,227,219	22,196,704	23,538,348	21,592,053

3.6. Consolidated Profit and loss account

2023 Consolidated and Separate IFRS Income Statement of UniCredit Bank is presented below:

In RON thousands	Group			Bank		
	2023	2022	2023/ 2022 (%)	2023	2022	2023/ 2022 (%)
Interest income using EIR	3,720,308	2,428,686	53.2%	3,399,485	2,158,078	57.5%
Other interest income	246,577	142,630	72.9%	15	10	50.0%
Interest expense	(1,859,985)	(897,030)	107.3%	(1,584,043)	(772,856)	105.0%
Net interest income	2,106,900	1,674,286	25.8%	1,815,457	1,385,232	31.1%
Fee and commission income	827,876	680,157	21.7%	749,236	621,832	20.5%
Fee and commission expense	(334,880)	(252,427)	32.7%	(316,951)	(237,423)	33.5%
Net fee and commission income	492,996	427,730	15.3%	432,285	384,409	12.5%
Net income from instruments at fair value through profit and loss	424,639	347,676	22.1%	424,701	347,795	22.1%
Net gain/(loss) from foreign exchange	85,044	46,155	84.3%	65,217	23,494	177.6%
Fair value adjustments in hedge accounting	(7,616)	10,799	-170.5%	(7,616)	10,799	-170.5%
Net gain/(loss) from derecognition of financial assets measured at amortised cost	93,229	20,596	352.7%	83,005	8,759	847.7%
Net gain/(loss) from derecognition of financial assets measured at FVTOCI	(11,979)	-	100.0%	(11,979)	-	100.0%
Dividend income	3,868	3,196	21.0%	3,868	33,184	-88.3%
Other operating income	12,540	8,780	42.8%	12,780	12,577	1.6%
Operating income	3,199,621	2,539,218	26.01%	2,817,718	2,206,249	27.7%
Personnel expenses	(566,521)	(525,288)	7.8%	(500,259)	(463,572)	7.9%
Depreciation and impairment of tangible assets	(105,279)	(109,209)	-3.6%	(96,996)	(100,048)	-3.1%
Amortization and impairment of intangible assets	(63,272)	(60,946)	3.8%	(56,700)	(55,166)	2.8%
Other administrative costs	(434,778)	(398,782)	9.0%	(400,423)	(370,212)	8.2%

Management Board's consolidated and separate report
for the financial period ended 31 December 2023

In RON thousands	Group			Bank		
	2023	2022	2023/ 2022 (%)	2023	2022	2023/ 2022 (%)
Other operating costs	(32,262)	(17,355)	85.9%	(21,549)	(11,072)	94.6%
Operating expenses	(1,202,112)	(1,111,580)	8.14%	(1,075,927)	(1,000,070)	7.6%
Net impairment losses on financial instruments	(293,577)	(276,609)	6.1%	(212,789)	(187,669)	13.4%
Losses on modification of financial assets	65	207	-68.6%	65	207	-68.6%
Net operating income	1,703,997	1,151,236	48.0%	1,529,067	1,018,717	50.1%
Net impairment losses on non-financial assets	(449)	9,842	-104.6%	(449)	9,842	-104.6%
Net provision gains/ (losses)	(967)	4,108	-124%	(99)	(2,163)	-95%
Net gains/(loss) from other activities	-	-	100.0%	-	-	100.0%
Profit before tax	1,702,581	1,165,186	46.1%	1,528,519	1,026,396	48.9%
Income tax expense	(264,198)	(167,287)	57.9%	(234,643)	(147,156)	59.5%
Net profit for the year	1,438,383	997,899	44.14%	1,293,876	879,240	47.2%
Attributable to:						
Equity holders of the parent company	1,423,187	984,455	44.6%	-	-	100.0%
Non-controlling interests	15,196	13,444	13.0%	-	-	100.0%
Net profit for the year	1,438,383	997,899	44.14%	1,293,876	879,240	47.2%

4. Equity accounts and profit distribution

4.1. Equity accounts of the Bank as of 31 December 2023

As of 31 December 2023, the Bank's equity is in amount of RON 7,862,869 thousands and the composition is presented below:

In RON thousands	Bank
Paid-in capital	455,219
Hyperinflation effect – IAS 29	722,529
Subscribed Share capital	1,177,748
Share premium	621,680
Cash flow hedge reserve	(6,506)
Reserve on financial assets at fair value through other comprehensive income	(19,416)
Revaluation reserve on property and equipment	22,500
Other reserves	432,942
- Statutory general banking risks	115,785
- Statutory legal reserve	91,044
- Effect of hyperinflation – IAS 29	19,064
- Actuary profit/loss	-205
- Other reserves	207,254
Retained earnings	4,340,045
Net profit for the period	1,293,876
Total equity of the Bank	7,862,869

At 31 December 2023 the paid-in capital of the Bank was RON 455,219,478.30, split into 48,948,331 shares at RON 9.3 per value each. The structure of the Bank's shareholders as at 31 December 2023 is the following:

Shareholder	Shares' number	Value (RON)	%
UniCredit S.p.A,	48,277,621	448,981,875,30	98,6298
Romanian Individuals	624,468	5,807,522,40	1,2758
Romanian Legal Entities	21,606	200,935,80	0,0441
Foreign Individuals	17,296	160,852,80	0,0353
Foreign Legal Entities	7,340	68,262,00	0,0150
TOTAL	48,948,331	455,219,478,30	100,0000

4.2. Profit distribution

The net profit of the Bank for the financial year ended at 31 December 2023, in amount of RON 1,293,876 will be distributed according to the law. Thus, the Supervisory Board proposes to the General Meeting of Shareholders the distribution of the profit related to the year 2023 in the amount of 1,293,876,254.75 lei, calculated and presented in the Consolidated and Individual Financial Statements prepared in accordance with the International Financial Reporting Standards applicable to credit institutions based on the Order issued by the Governor of the National Bank of Romania no. 27/2010 with subsequent amendments and additions, as follows:

- the establishment of a reserve in amount of 40,149,449.00 lei related to the profit reinvested in the 2023 financial year, for which the Bank applied the profit tax exemption, in accordance with art. 22 of Law no. 227/2015 regarding the Fiscal Code;
- the distribution of dividends in the amount of 963,004,128.91 lei, proportional to each shareholder's share in the Bank's paid-up capital;
- the reinvestment of the remaining net profit, in amount of 290,722,676.84 lei, in order to increase the capital base and the solvency rate of the Bank.

5. Forecast related to the future macroeconomic environment

The Romanian economy grew by about 1.4%yoy in 2023, at a significantly slower pace as compared to 4.6% recorded in 2022. The supply-chain bottlenecks and the prolongation of the conflict in the region, which determined the increase of the energy and food prices, as well as the lower external demand, weigh down on Romania's industrial output and exports. Among the sectors that performed well in 2023, the main contributors to GDP growth were the agriculture, IT&C services and constructions, while two important sectors, manufacturing and retail trade, had a negative contribution to GDP. In 2023, the investments became the main contributor to GDP growth, while consumption had a lower contribution, affected by the high inflation and interest rates. The net exports had a positive contribution to GDP, while the inventories had a significant negative contribution.

The investments had been supported by the EU funds available under the Recovery and Resilience Fund (RRF), locally named the National Recovery and Resilience (PNRR). Within PNRR, Romania can access up to EUR 29.2bn during 2021-2027 period, approx. EUR 2bn in grants and EUR 1bn in loans every six months, the equivalent of 2% of GDP each year. Until present, Romania received about EUR 9bn as pre-financing (loans and grants) and another amount of EUR 2.6bn should be received in 2024. In our baseline scenario, we revised slightly down the forecast for the economic growth to around 3% in 2024. The investments should remain the main growth driver, sustained by the large amount of EU funds available, while the private consumption is expected to recover helped by the real wage growth, the higher pensions and the government transfers.

The government plans to cut the budget deficit by 2024 closer to the 3% of GDP target agreed with the European Union, will be postponed, the fiscal tightening being possible only after the elections. We are expecting the budget deficit to decline to 6% of GDP in 2024 and 4.6% of GDP in 2025. We are estimating the public debt will increase moderately to above 50% of GDP, by about 1pp per year, in 2024 and 2025, with Romania preserving the investment grade rating.

In Romania, the annual inflation increased significantly starting 4Q 2021, triggered by several supply-side shocks at the global level, the liberalization of the local electricity market for household consumers in July 2021 and the war between Russia and Ukraine, which started in February 2022, events that strongly disturbed the global energy and commodities markets. The headline inflation increased rapidly in the first half of 2022 reaching a maximum of 16.8% in November 2022. In 2023 the local energy and food market improved to a certain degree following the better conditions in the supply chains, the lower oil price (down at an avg. 79 USD/barrel in December), as well as the legislative cap on energy and basic food prices introduced by the government. The annual inflation declined to a single digit starting July 2023 and to 6.6%yoy in December 2023, due to a base effect of food and energy prices.

Romania was among the most affected countries in CEE region by the increase in the food prices, due to a high weight of food in the consumer basket (over 30%). The food prices remained in double digits by the end of September 2023 (+10.4%yoy), then declined below 6% in December 2023. In H2 2023 the disinflation process benefited by a base effect and also by the EGO adopted by the government in June 2023 introducing a 20% cap on the retailers' profit margins for 14 basic food products, applicable starting August 1st, 2023 and prolonged by December 31st, 2023. Moreover, the government increased the gross minimum monthly wage to RON 3,300 starting October 1st, 2023.

We expect the annual inflation to remain quite high, above 6.0% in December 2024, remaining outside the target band (2.5% +/-1pp) over the next two years, as the consumer demand will remain quite strong in the election year 2024 and after elections, in 2025, we are expecting tax rises and higher electricity prices once the capping expires.

Aiming to fight the exceptionally high inflation, BNR tightened the monetary policy, by gradually increasing the key rate starting October 2021, from the record low 1.25%, up to 7.00% in January 2023. We expect NBR to start the rate cuts in 2H 2024, only if the government has a credible path to the fiscal adjustment. While we expect 1pp in cuts to 6% this year, the scope is narrowing the longer it takes to reduce the budget deficit.

Even if the NBR starts cutting later than its regional peers, financial conditions will not be tighter because the Romanian central bank allowed interbank rates to fall close to the overnight deposit rate of 6% by allowing excess liquidity to remain in the market.

The main interbank money market rates continued to decline gradually in 2023 up to 6.22% (Dec average), supported by the easing of liquidity conditions. We are expecting to further decline by about 1pp by the end of 2024. The yields on government securities declined by about 2pp in 2023 to an 6.2% average for 10Y state securities triggered by the improvement in the global financial market sentiment and in the risk perception towards the region.

The EUR-RON exchange rate depreciated to an average 4.9465 in 2023 as compared to an average 4.9303 in 2022, while it ended the year on a depreciation trend, at an average above 4.97 in November and December. The Romanian leu remains one of the most stable currencies in CEE, supported by the Central Bank's policy, which is using the exchange rate as an anti-inflationary anchor. In 2024, we expect EUR-RON to move into a 5.00-5.10 range, returning to 0.1 RON depreciation per year, once the inflation is on a clear downward path. Romania's structural imbalances, respectively the high current account and fiscal deficits, are in favor of a gradual depreciation of the national currency. We expect the current account deficit to decline at 6.4% of GDP in 2023 and 5.2% of GDP in 2024 (vs. 9.3% of GDP in 2022). On the deposits' side, the total savings of the residents slowed down to 7.1% as of November 2022 (vs. 13.4%yoy in 2021), as both the private individuals and companies spent part of their savings due to high inflation.

Lending slowed down in 2023 at 6.5%yoy, from 12.1% in 2022, due to both components, the RON lending at 5.8%yoy (vs. 6.6%yoy in 2022), while the foreign currency decelerated to 7.9%yoy (vs. 26.7%yoy in 2022 when it was stimulated by the post-pandemic recovery of the economy). The pace of lending to companies halved at 11%yoy (vs. +20.2% in 2022), while the one of the loans to individuals was 3 times slower at 1.4%yoy in 2023 (vs. 4.3%yoy in 2022). On the deposits' side, the total savings of the residents accelerated to 11.8%, from 7.1% in 2022, fully due to RON deposits stimulated by the higher interest rates, while the foreign currency deposits declined. Both the deposits from private individuals and from companies accelerated to about 12%yoy.

The NPL ratio at the banking sector level remained on a declining trend, at 2.61% as of September 2023 (vs. 2.82% as of September 2022).

The above prognosis (i.e. inflation, GDP) represent latest available prognosis and differ from the prognosis considered in the process of expected credit losses estimate (forward-looking incorporation) of the Bank.

The update of the expected credit losses with forward-looking information has been performed by the Bank in the normal course of business and ended in November 2023, having as reference the latest available prognosis available as of that moment.

» Unlocking transformation, together.

For our clients, our people,
and our communities.

 Financial progress 

 Clients 

 People & Culture 

 ESG 

 Digital & Data 

 UniCredit Foundation 

6. Research and development activity

The research and development activity of UniCredit Bank Group, including the know-how received from UniCredit Spa Group, was mainly directed to improvement of efficiency and productivity of:

- Products and services offered to customers;
- Risks management systems;
- Internal control systems;
- Financial accounting systems;
- Management information system;
- IT systems;
- Human resources management programs;
- Decision making systems.

7. Risk Management

The UniCredit Bank Group developed a solid risk culture at all Bank's levels, business lines and subsidiaries. UniCredit Bank established a comprehensive and independent risk management function under direct supervision of the management body, having personnel with relevant experience, adequate to the Bank's risk appetite, and able to play a significant role in the processes of identification, measurement and assessment of risks.

Within the risk management processes, the Internal Capital Adequacy Assessment Process ("ICAAP") has an important role being focused on the development and maintenance of sound internal procedures and systems which allow the evaluation of the bank capital adequacy, respectively, ensuring the balance between the assumed risks and the available capital. ICAAP is an integral part of management and decision-making processes.

The risk management framework is clearly and transparently transposed in internal norms, procedures, manuals and codes of conduct, distinctively mentioning the standards applicable for all employees and those applicable only to specific categories of employees.

The strategic objectives on significant risk management are achieved through the following:

- Definition and setting of basic principles and respective limits regarding risk management;
- An organizational structure specialized and with focus on risk management;
- Specific strategies and techniques for risk measuring and monitoring.

Based on the internal analysis performed with the Holding guidance, UniCredit Bank S.A. identified the following significant risks:

1. Credit risk
2. Market risk and Interest Rate Risk in the Banking Book (IRRBB)
3. Liquidity risk
4. Operational risk
5. Reputational risk
6. Business risk
7. Real estate risk
8. Strategic risk
9. Risk of excessive leverage.

10. Compliance risk

11. Inter-concentration risk

Other risks considered to have major impact on the bank patrimony are the risks associated with outsourcing activities.

The final responsibility for risks assessment belongs exclusively to the Bank, that critically assesses its risks without relying solely on external valuations.

The strategy and the significant risk management policies, established at the Bank level, are reviewed periodically.

Unicredit Bank S.A. has implemented a well-defined and documented reporting framework, including regular and transparent reporting mechanisms, so that the management body and all relevant units within the institution benefit on time by accurate and concise reports, through risk management advisory committees, established by the Bank.

The reports to be submitted to the management body and to the relevant units, and other relevant information related to the identification, measurement or evaluation and monitoring of risks are summarized in the implemented reporting framework.

Unicredit Bank S.A. defines periodically the risk appetite, respectively the level of risk that UniCredit Bank S.A. is prepared to accept in pursuit of its strategic objectives and business plan, taking into account the interest of its customers (e.g. depositors, policyholders) and shareholders as well as capital and other requirements.

The Management body reviews and approves the risk appetite on a yearly basis to ensure its consistency with the UniCredit Group's Strategy, business environment and stakeholder requirements, as defined in the budget process.

Unicredit Bank S.A. regularly monitors the actual risk profile and examines it in relation to the credit institution's strategic objectives and tolerance / risk appetite for assessing the effectiveness of the risk management framework. Evaluation and monitoring of the risk profile is done through indicators established within risk appetite.

7.1. Credit risk

UniCredit Bank Group is exposed to credit risk representing the risk of negative impact on revenues generated by debtors not fulfilling the contractual obligations of loans granted on short, medium or long run.

UniCredit Bank Group manages this risk through a set of comprehensive measures, both at transaction and debtor, and at global level, related to:

- Identifying, measurement and adequately management both of credit risk in general, and sub-categories of credit risk in particular;
- Adequate credit risk management by applying risk mitigation techniques and by optimizing risk-weighted assets;
- Periodically monitoring of credit products in order to identify high-risk products and take specific measures to reduce the risk;
- Monitoring, based on its policies and processes of the counterparties risk profiles to which the Bank grants credits, and any other factor that can trigger the default, including the foreign currency risk for unhedged borrowers.
- Set up of the flow of expected credit loss (ECL) under IFRS9 (credit risk provisions) in UniCredit Bank in accordance with the legislation in force on international financial reporting standards and in conjunction with the provisions contained in the policies of UniCredit Bank Group;
- Capital allocation for credit risk unexpected losses in accordance with the regulatory and UniCredit Bank Group regulations;

- Regular monitoring of the credit risk profile of the Bank in order to ensure framing the specific indicators for measuring credit risk within the limits established in risk appetite framework.

7.2. Market risk and Interest risk

UniCredit Bank S.A faces interest rate risk that could be a result of exposure to unfavorable fluctuations on the market. The change of the interest rates on the market directly influences the income and expenses related to the financial assets and liabilities bearing variable interests, as well as the effective value of those bearing fixed interest rate.

For the financial receivables and financial liabilities in RON, UniCredit Bank S.A. aims to correlate the current interest rates on the market and to obtain a positive interest margin.

For the financial assets and liabilities denominated in other currencies than RON, Unicredit Bank S.A. and its subsidiaries aim to maintain a positive net position. Most of the interest-earning assets and interest-bearing liabilities in foreign currencies have variable interest rates which could be exchanged at the Bank initiative or that are related to a reference variable interest rate on the inter-banking market.

Unicredit Bank S.A. monitors the exposure to interest rate risk by using a system of indicators and associated limits: duration gap, basis point value, VaR component for the interest rate risk in the banking book, net interest income sensitivity and economic value sensitivity. The two indicators: net interest income sensitivity and economic value sensitivity are included in the Bank's risk appetite.

7.3. Liquidity risk

The liquidity risk is the probability of the bank falling short of its due payments resulting from its contractual relations with clients and third parties. Under normal conditions of market functioning, the liquidity risk may materialize also through the need for the bank to pay a premium over market rates to be able to access liquidity. Among the main potential generators of liquidity risk, the Bank distinguishes between liquidity mismatch risk/refinancing risk; liquidity contingency risk; market liquidity risk.

Management of liquidity risk

In line with the UniCredit Bank Group's liquidity framework, the main goal of the overall liquidity management is to keep the liquidity exposure at such a level that UniCredit Bank S.A is able to honor its payment obligations on an on-going basis, but also during a crisis without jeopardizing its franchise value or its brand's name.

Hence, two main operating models for the liquidity management are defined: going concern liquidity management and the contingent liquidity management.

From a liquidity risk governance perspective, the Bank has two layers of governance bodies: managing bodies acting as strategic decision taking functions and operational units acting as operative liquidity management functions, i.e. Finance, Financial Risk, and Markets – Treasury respectively.

In accordance with the strategic goal of self-sufficient funding, the Bank's liquidity and funding strategy is centered on:

- encouraging sticky client deposits;
- development of strategic funding through own bonds issues;

The liquidity cost/benefit allocation is an important part of the liquidity management framework. Liquidity is a scarce resource and accordingly a proper management of costs and benefits is essential in order to support sound and sustainable business models. Therefore, the Bank has put in place a proper mechanism for internal funds transfer pricing.

Exposure to liquidity risk

Key indicators used by UniCredit Bank S.A. for measuring liquidity risk are:

- the daily short-term liquidity report, through which cash inflows and outflows mainly coming from inter-bank transactions are monitored;

- the structural liquidity ratios/gaps, used to assess the proportion of medium-long term assets sustained with stable funding;
- regulatory indicators: UniCredit Bank S.A has to comply with the limits imposed by National Bank of Romania, such as the liquidity indicator calculated according to NBR Regulation no. 25/2011 and the, Liquidity coverage ratio; calculated according with to the provisions of Regulation (EU) 575/2013, as amended by Regulation (EU) no. 61/2015.
- other key indicators for the management of liquidity and funding needs used to assess, the concentration of funding and the way in which loans to customers are sustained by commercial funds.

UniCredit Bank S.A. sets the limit and triggers levels for the main indicators used to measure the liquidity risk and in case a breach is observed or anticipated, specific requested actions are taken for correcting the structure of the asset and liability mix of UniCredit Bank S.A.

Regular stress testing assessments are performed in order to evaluate the liquidity position of UniCredit Bank S.A. In case of a deteriorating position, liquidity stress tests are one of the main metrics in order to support management's decisions before and also during stress situations. In particular, liquidity stress test results are useful in order assess the "right" sizing and composition of a liquidity buffer on a regular basis. As such, liquidity stress testing serves as an essential tool of assessment of the liquidity risk in an on-going basis, rather than in a crisis situation only.

7.4. Operational risk

Operational risk means the risk of loss resulting either from the use of inadequate or failed internal processes, people and systems or from external events. Operational risk includes legal risk, but excludes strategic and reputational risk.

Legal risk is the risk of losses as a result of fines, penalties and sanctions for which the credit institution is liable due to failure to apply or deficiently applying legal or contractual provisions, as well as due to the fact that contractual rights and obligations of the bank and / or counterparty are not appropriately provided.

The operational risk management framework within UniCredit Bank S.A. is well structured and involves relevant factors in promoting a culture favorable to communication, management and control of operational risk. Operational risk, including all its sub categories, is managed in accordance with the requirements of the regulatory framework that includes the identification, assessment, mitigation, reporting and control of operational risks.

For certain subcategories of operational risk (e.g.: IT risk, fraud risk, risk associated with outsourced activities, conduct risk or legal risk), the framework includes regulations and tools specially designed for administration and control, as well as the permanent involvement of organizational structures with specific responsibilities assigned in this regard.

The framework is supported by the existence of an independent function dedicated to operational risk, by a structure of relevant committees and by a system of reporting operational risk to the Management of the Bank.

The operational risk management system is integrated into the internal processes defined for the management of significant risks. The main tools used for identification, assessment, monitoring, mitigation, reporting of operational risk, are: loss data collection and analysis, risk indicators monitoring, scenario analysis, Permanent Workgroup analyses, evaluations of processes and activities from the perspective of operational risk, mitigation actions definition (independently or as part of the previously mentioned tools), management and Group reporting. Moreover, products, projects and internal regulations are analyzed before approval and implementation and feedback and advice is provided by all relevant areas within the Bank.

7.5. Compliance risk

Within a complex legal framework, UniCredit Bank Group is subject also to compliance risk, defined as the actual or future risk to impact the profits and capital, which may lead to fines, claims and/or cancellation of contracts or which may affect the reputation of a credit institution, as a result of breaching or non-compliance with its own rules and standards, agreements, recommended practices or ethical standards.

In order to meet the legal requirements compliance function, supported Management Board to manage the conformity risk. It also gives support to identify, evaluate, monitor and report the compliance risk associated to different activities, including consultancy regarding compliance with legal internal and UniCredit SPA requirements.

7.6. Reputational Risk

Reputational risk is the current or prospective risk to earnings, capital or liquidity caused by the damage of the Bank's reputation. In particular, it is the risk arising from negative perception on the part of customers, counterparties, shareholders, investors, debt-holders, market analysts, other relevant parties (such as civil society - NGOs, media, etc) or regulators that can adversely affect the ability to maintain existing, or establish new, business relationships and continued access to sources of funding. Reputational risk is triggered by business relationships with clients / partners, different situations/incidents involving reputational risk or transactions connected with reputational risk sensitive sectors.

UniCredit Bank SA has implemented a series of policies, processes, methods, specific indicators and systems for controlling the reputational risk, in order to evaluate, monitor, reduce and report periodically to relevant bodies.

For reputational risk transactions under the scope of specific reputational risk policies or which by their nature involves reputational risk (like weapons/defense industry, nuclear energy, water infrastructure (dam), mining, coal sector, oil & gas sector, etc.), the working flow established in specific procedures is followed, which implies going through the assessment process and decision taking by the competent approval level for reputational risk according to regulations in force, obtaining non-binding opinion (NBO) from Group (if the case).

7.7. Business Risk

Business risk is defined as adverse, unexpected changes in business volume and/or margins that are not due to credit, market and operational risks. It can lead to serious losses in earnings, thereby diminishing the market value of a company.

Business risk can result above all from a serious deterioration in the market environment, changes in the competitive situation or customer behavior, but may also result from changes in the legal framework.

7.8. Real Estate Risk

Real Estate Risk is defined as potential losses due to fluctuations in the market value of the real estate investment portfolio held by the Group's/ UniCredit Bank's.

7.9 Strategic Risk

The strategic risk is the risk of suffering potential losses due to decisions or radical changes in the business environment, improper implementation of decisions, lack of responsiveness to changes in the business environment, with negative impact on the risk profile and consequently on capital, earnings as well as the overall direction and scope of a bank on the long run.

7.10 Risk of Excessive Leverage

Risk of excessive leverage represents the risk resulting from the Bank's vulnerability due to leverage or contingent leverage that may require unintended corrective measures to its business plan, including distressed selling of assets which might result in losses or in valuation adjustments to its remaining assets.

7.11 Inter-concentration Risk

Within the Bank, the following approaches relating to concentration risk are applicable

- *Intra-concentration risk* is considered in the risk management processes for each significant risk
- *The risk of inter-concentration* is considered both in the risk management processes for individual risks and integrated when performing stress testing and evaluation of capital adequacy

8. Corporate Governance

UniCredit Bank Group is responsible for the existence of a rigorous management framework designed to include at least the following aspects:

- organizational structure and organization;
- business model and related strategy;
- the Bank's management, respectively: attributions and responsibilities, its composition and functioning, including the establishment, composition, procedures and responsibilities of the committees of the Bank's management in its supervisory function;
- the culture regarding the risks and the conduct in carrying out the activity;
- internal control and related mechanisms, respectively: the risk management framework and internal control functions, the policy of approving new products and significant changes to existing products, processes and systems;
- managing the continuity of the activity;
- transparency requirements.

UniCredit Bank S.A. has a comprehensive range of internal regulations regarding management of the business.

8.1. UniCredit Bank's corporate governance

Corporate governance statement

UniCredit Bank S.A., as a two tier governed bank, operates in a corporate governance framework that respects all the legal and regulatory requirements of the Romanian legal framework, UniCredit Bank Group rules, and the best international practices in the field.

Corporate governance of the bank is the set of rules and processes that establish the relationship between shareholders, management, clients, employees, suppliers and other parties involved in defining the bank's objectives, how they are met, and monitoring the performance of the bank. This highlights the efficiency of management systems, namely the role of the Supervisory Board and the Management Board, the responsibilities and remuneration of the members of these structures, the credibility of the financial statements and the efficiency of the control functions.

The governance principles are defined in the:

- Constitutive Act;
- Internal functioning and organization regulation of the bank;
- The Bank's management framework (CAR);
- Management Board regulation (Annex to CAR) and Supervisory Board regulation (Annex to CAR);
- Regulations of the Committees subordinated to the Supervisory Board (Annexes to CAR);
- Regulations of the Committees subordinated the Management Board.

The sections below include details of the main features of internal control, risk management systems in relation to the financial reporting process, the manner in which the general meeting of shareholders or associates takes place and its key attributions, the rights of shareholders or associates and the structure and how to operate the administrative, management and supervisory bodies and their committees.

8.1.1. General Shareholders' Meeting ('GSM')

The General Shareholders' Meeting is constituted as the **supreme authority** of the Bank.

The rights, responsibilities and working methods of the GSM are established in the Constitutive Act of the Bank and they are carried out in compliance with the applicable Romanian laws and regulations.

The detailed tasks and responsibilities are set forth in the Bank's Constitutive Act.

The General Shareholders' Meeting could delegate a part of its competences to Supervisory Board and Management Board in the cases mentioned in the Constitutive Act and in compliance with the applicable laws.

The roles and responsibilities are detailed in the specific regulation/rule of procedure.

The Ordinary **General Meetings of the Shareholders** shall be convened at least once a year, within maximum 5 months since the financial year end in accordance with the legal requirements, and at any time it is needed to make decisions in its area of responsibility, in accordance with the provisions of law or the Constitutive Act.

Extraordinary General Meeting of Shareholders shall be convened whenever decisions in its responsibilities must be adopted.

The **Ordinary General Meeting of Shareholders** shall:

- discuss, approve or modify the annual financial statements, based upon the reports of the Management Board, Supervisory Board and financial auditor, and shall approve the dividends;
- appoint and revoke the Supervisory Board members;
- appoint and revoke the financial auditor;
- establish the minimum duration of the financial audit contract following the proposal of the Supervisory Board;
- approve the remuneration of the Bank's Supervisory Board' members;
- express its opinion about the Management Board's activity;
- approve the budget of income and expenses, and the program of activity for the next financial year as established by the Management Board and after preapproval by the Supervisory Board.

The conduct of General Meetings Shareholders is in accordance with legal requirements of the applicable laws regarding capital market, with a special attention to meet the rights and obligations of the shareholders.

8.1.2. Supervisory Board

The Supervisory Board is the statutory body of the Bank responsible for supervision and control of the Bank, in supervising the exercise of powers by the Management Board and the conduct of the Bank's business activities.

The Supervisory Board shall supervise the financial and business activities of the Bank and shall control the observance of the provisions of the Constitutive Act and of any relevant legal provisions by the Bank's management bodies. The Supervisory Board shall further review the annual financial statements including the proposal for the distribution of profits, and the annual report prior to submitting them to the Ordinary General Meeting of Shareholders for approval.

The competences of the Supervisory Board are established by the Constitutive Act the Rules of Procedure of SB (Annex to management Framework) - and the Romanian laws and regulations in force.

The Supervisory Board acted in 2023 through the Audit Committee, Remuneration Committee, Risk Administration Committee, Nomination Committee.

8.1.3. Management Board

The Management Board is the statutory body responsible for current management of the Bank.

The Management Board is the statutory body of the Bank which is responsible for the management and execution of all activities of the Bank, including monitoring and control of the business objectives of the Bank. The Management Board takes decisions on any matters of the Bank, unless such decisions are reserved to other bodies according to legal regulations or this Constitutive Act.

The Management Board manages and coordinates collectively the Bank's activity in accordance with the competences assigned by the Constitutive Act and the Rules of Procedure of the Management Board.

The members of the Management Board are appointed and/or revoked by the Supervisory Board.

The mechanism of the functioning of Management Board's meetings is described in the Rules of Procedure regarding the preparation and holding of the Management Board's meetings.

Both Supervisory Board and Management Board operate through specialized committees, whose role is to assist the management structure in specific areas.

8.1.4. Committees subordinated to Supervisory Board

Committees subordinated to Supervisory Board are:

- Audit Committee
- Remuneration Committee
- Nomination Committee
- Risk Administration Committee

8.1.4.1. Audit Committee

The Audit Committee is directly subordinated to the Supervisory Board.

The Audit Committee is a consulting body of the Supervisory Board, with specialized attributions.

The Audit Committee will be composed of 3 elected non-executive members of the Supervisory Board. The members of the Audit Committee and the Chairman will be elected by the Supervisory Board.

The roles, responsibilities and functioning mechanisms of the Audit Committee are detailed in the Audit Committee Regulation/rule of procedure.

8.1.4.2. Remuneration Committee

The Remuneration Committee is directly subordinated to the Supervisory Board.

The Remuneration Committee is set up to:

- determine the compensation (fixed and variable part) to be paid to each of the Bank's Management Board members, as well as Heads of Audit, Compliance and Risk Management;
- approve the terms and conditions of the management contracts to be concluded between the Bank and the members of the Management Board;
- approve the goals of the Management Body and Head of Audit, Compliance and Risk Management.

The Remuneration Committee consists of 3 members, appointed by the Supervisory Board from among its members and who exercise this function as long as they are also members of the Supervisory Board. The Chairman of the Remuneration Committee is appointed by the Supervisory Board from among the members of the Remuneration Committee and must be independent.

The roles and responsibilities and functioning mechanisms of the Remuneration Committee are detailed in the Remuneration Committee Rules of Procedure.

8.1.4.3. Nomination Committee

The Nomination Committee is a permanent committee established by the Supervisory Board having as main duties:

- to identify and recommend to the Supervisory/Management Board, for approval, candidates to occupy the vacant seats within the management body;
- to assess the balance of knowledge, skills, diversity and experience within the management body;
- to assess on a regular basis, but at least once a year, the structure, size, composition and performance of the management body and to make recommendations to the management body with respect to any changes;
- to assess on a regular basis, but at least once a year, the knowledge, skills and experience of each member of the management body and of the management body as a whole and report to the management body accordingly;
- to decide with respect to a target concerning the representation of the male or female gender, poorly represented in the structure of the management body and draw up a policy concerning the means for increasing the number of these individuals in the structure of the management body in order to achieve the target concerned.

The nomination committee consists of 3 (three) members, appointed by the Supervisory Board from its members that exercise this position as long as they are of the Supervisory Board. The roles, responsibilities and functioning mechanisms of the Nomination Committee are detailed in the specific Regulation.

8.1.4.4. Risk Management Committee

Risk Management Committee is directly subordinated to the Supervisory Board. Risk Management Committee is a permanent committee of UniCredit Bank having a consultative and support function to the Management Body.

The RMC shall be composed of 3 (three) members, appointed by the Supervisory Board from its members that exercise this position as long as they are of the Supervisory Board.

The roles, responsibilities and functioning mechanisms of the Committee are detailed in the specific regulation.

8.1.5. Committees subordinated to Management Board

Committees subordinated to Management Board are:

- Risk Management Operative Committee;
- Transactional Committee, with two sessions: (i) Credit Subcommittee and (ii) Special Credit Subcommittee;
- Financial Risk Committee, with two sessions; (i) ALCO Subcommittee and (ii) Market Risk Subcommittee;
- Projects & Expenses Committee, with two sessions: (i) Project Subcommittee and (ii) Cost Subcommittee;
- Occupational Safety and Health Committee;
- Crisis Committee and working teams;
- Non-Financial Risk Committee, with two sessions: (i) ICT, Security and Cyber Risk and Subcommittee (ii) Reputational Risk. Subcommittee;

The organization, composition, functioning and attributions of these committees are described in the Organization and Functioning Regulation and in specific documents (rules of procedure).

Activities of the most important committees subordinated to the Management Board are below.

8.1.5.1 Risk Management Operative Committee

Risk Management Operative Committee has a consultative role, its mission being to analyse the aspects regarding the risks (including risk of conduct and risk of fraud), other than those subject to the responsibilities of other committees. Also issue consultative decisions, opinions and recommendations to the Management Board in connection with the analysed aspects, including in connection with the outsourcing process of some activities of the Bank and the management of the non-performing exposures' portfolio.

8.1.5.2 Transactional Committee, with two sessions: (i) Credit Subcommittee and (ii) Special Credit Subcommittee

Transactional Committee has a decision-making role and is the main approval authority in relation to individual credit exposures / credit lending transactions, based on the delegated powers based on the delegated authorities of the Directorate, within the limits established by it, in with respect to all segments of their bank customers, its main mission being organized in order to analyse, approve, recommend, approve and / or reject applications for loan applications and related Memoirs for changes to previously approved transactions, including attributions related to:

- Validation of clients' transfer to Restructuring and Workout Departments;
- Arbitration in cases of disagreements between different departments/ organizational structures related with the transfer of a customer to / from Restructuring / Workout Department (according to specific procedures);
- Validation of clients' transfer from Restructuring or Workout classification to Performing classification;
- Approval of credit risk provisions and write-offs for restructuring and workout clients/exposures.

Transactional Committee meets in two sessions:

- Credit Sub-Committee (for performing exposures)
- Special Credit Sub-Committee (for non performing exposures).

and is structured on several levels of decision, regulated in the Rules of Procedure of the Committee.

8.1.5.3 Financial Risk Committee, with two sessions; (i) ALCO Subcommittee and (ii) Market Risk Subcommittee

The Financial Risk Committee has a consultative or decision-making role, depending on the aspects that form the object of its analysis and based on the competence delegated by the Management Board, its mission being to:

- ensure the adequate administration of the bank balance sheet, in a proactive manner
- to monitor the financial risk position in order to optimize the bank's profit within the approved risk limits
- advise strategies, policies, methodologies for market risk, counterparty credit risk, liquidity risk, FX and banking book interest rate risks, fund transfer pricing, minimum margins in the customer business and setting limits accordingly
- advise the Funding Plan and Contingency Funding Plan and evaluate the impact of transactions significantly affecting the overall financial risk portfolio profile
- approve market risk limits, liquidity and interest rates, as well as new Treasury products (subject to the approval of the Management Board)
- approve the internal transfer prices, including methodological aspects, as well as the external prices of the products
- any other aspects related to Financial Risk, Treasury or Strategic Finance

8.1.5.4 Projects & Expenses Committee, with two sessions: (i) Project Subcommittee and (ii) Cost Subcommittee

Project & Expenses Committee has a consultative or decision-making role, depending on the subjects submitted for analysis according to its responsibilities and based on the competence delegated by the MB, regarding to the all projects at the Bank's level and related costs, as well as the non-HR costs (OPEX) and capital expenditure (CAPEX) of the Bank and of the UniCredit Subsidiaries.

Project & Expense Committee meets within two sessions:

- Project Sub-Committee Session (involved in issues related to the management of the bank's portfolio of projects, including the initiation and monitoring of project implementation. This CPC session will also approve project costs, according to the delegated approval powers) and;
- Cost Sub-Committee (having a decision-making role, approving OPEX costs and capital expenditures (CAPEX), according to the delegated approval powers, other than those related to projects, while ensuring operational monitoring, estimation and optimization of OPEX and CAPEX costs, both for the Bank but and for its subsidiaries).

8.1.5.5. Crisis Committee and working teams

The Crisis Committee has a decision-making role, based on the competence delegated by the MB, both the Crisis Committee and the related work teams being established by decision of the MB, their mission being to coordinate and ensure operational support in crisis situations, adopt the necessary operational decisions.

8.1.5.6 Non-Financial Risk Committee, with two sessions: (i) ICT, Security and Cyber Risk and Subcommittee (ii) Reputational Risk. Subcommittee

NFRC has an advisory role, with the possibility to issue opinions, as appropriate, on major incidents affecting ICT and information security services, as well as on the reputational risks associated with lending or non-lending cases / initiatives / transactions.

NFRC meets within two sessions:

- NFRC - ICT, Security, Cyber Risk Sub-Committee involved in the analysis of major incidents affecting ICT services in the reference area, as well as those with potential major impact, in order to identify and take corrective action to effectively resolve ongoing incidents and to prevent new incidents and, and to monitor information security management in all areas defined by internal regulations and group policies),
- NFRC - Reputational Risk Sub-Committee - having the role of analyzing and issuing of opinions in relation to the reputational risk associated with credit cases / initiatives / transactions, as well as for non-credit activities and it is involved with priority, before any other committee / other official decision. For the lending activity, the opinion issued within this sub-committee is followed by the decision on reputational risk, the analysis of the lending opportunity and the final lending decision, according to the established decision-making powers. For transactions other than lending, the opinion of this sub-committee is requested before the analysis and approval of the respective transaction.

8.1.6 Internal Control

The UniCredit Bank's internal control is based on:

- the existence of the Internal Control framework
- the existence of the independent internal control function.

In the internal control functions, which must be independent, are included:

- risk management function, being composed by risk control function on each business line;
- compliance function and

- internal audit function.

The internal control framework is adapted at individual level to the specifics of the activity, to the complexity and to the related risks, taking into account the organization of the UCB Group.

Internal control afferent framework represent the framework that ensure the development effective and efficient operations, prudent development of the activity, identification, measurement and mitigation of risks, credibility of financial and non-financial information reported internally and externally, sound administrative and accounting procedures, compliance with the applicable legal framework, including supervisory requirements, as well as the credit institution's internal policies, processes, rules and decisions.

The internal control framework covers all structures of the Bank as a whole, including the activities of all operational units, support and control functions.

Internal control functions submit periodically to the Bank's management, official reports on the major deficiencies identified. These reports include, for any new major deficiency identified, the relevant risks involved, an impact assessment, recommendations and remedial measures to be taken.

8.2. Corporate Governance UniCredit Bank's subsidiaries (UCFIN and UCLC)

UniCredit Bank S.A., as a parent credit institution, takes into account and balances the interests of all its subsidiaries and analyses the way in which those interests concur to the common objective and interests of the whole UniCredit Bank Group, on long term.

8.2.1. UniCredit Consumer Financing IFN SA

Committees subordinated to Supervisory Board are:

- Audit Committee;
- Risk Management Committee.

Committees subordinated to Management Board are:

- Transactions Committee
- Financial Risks Committee
- The Projects Committee
- Safety and Health at Work Committee
- Crisis Committee
- The Non-Financial Risks Committee (with the ICT, Security and Cyber Risk subcommittee and the Reputational Risk Subcommittee).

8.2.2. UniCredit Leasing Corporation

Committees subordinated to Supervisory Board are:

- Audit Committee;
- Risk Management Committee.

Committees subordinated to Management Board are:

- The Transactions Committee, with: a) the Credit Subcommittee and b) the Special Credit Subcommittee;
- Crisis Committee
- Health and Safety Committee at Work;
- Remarketing and Asset Management Committee;
- Reputational Risk Committee;

- The Non-Financial Risks Committee with: a) ICT, Security and Cyber Risk Subcommittee and b) Reputational Risk Subcommittee.

9. Non-financial declaration

In this chapter, the Group presents information on the development, performance and position of the UniCredit Bank Group and its impact on aspects related to environment protection, social and personnel, human rights, the fight against corruption and bribery.

9.1. Short description of business strategy

In its activity, the Bank continues to actively target the following areas:

- Profitability: revenues, net profit and ROAC (Return on Allocated Capital), through an adequate mix of business actions;
- Customers: net active customer growth and customer experience;
- Cost discipline: continuous attention to efficiency, simplification and digitization; being even more disciplined with respect to cost management is crucial for the sustainability of our current business model;
- Risk discipline: constant focus on risk management and mitigation of high risk exposures;
- Maintain strong capital position and improve funding self-sufficiency, by achievement of a well-diversified commercial base;
- Compliance and compliance culture, as a prerequisite to maintain high reputation;
- Our People, on which the Bank keeps investing, also by ensuring continuous trainings and career growth opportunities.

9.2. Protection of the environment

The UniCredit Bank Group is compliant with the applicable legal framework regarding the environmental protection and is concerned to decrease the impact of its operational activities on environment.

9.3. Social and HR activity

Learning & Development

Throughout 2023, various actions were implemented in line with HR strategy:

- Seniority Gifts: We gladly celebrated loyalty of 601 colleagues that reached 5, 10, 15, 20 and 25 years in the Group.
- Sales Branch Managers Program (Retail & Corporate): the pilot launched in November 2021 for Branch Managers from Retail and Corporate with the direct involvement of Regional Managers from Retail and Corporate to define the concept and align it with the current business strategy. In Module 1 – Sales Manager over 200 colleagues participated. In 2023, Module 2 - Sales Leader took place during 14 sessions in which more than 200 colleagues participated.
- Onboarding program for the Retail and Corporate Network: permanent updating and delivery of training programs for the Retail and Corporate sales force for a smooth accommodation in the role by knowing the relevant products, flows and procedures.
- Growth Program for the Retail Network: increasing the technical skills for colleagues in the retail network, with an emphasis on product and service updates, procedural changes, key KYC and anti-fraud aspects, the use of technical applications, development of customer relations.
- Unlock your potential: program delivered quarterly and developed in the Retail Network for Relationship Manager Individuals and Micro colleagues who did not perform as expected in the last 2 quarters.
- Grow to lead: The program targets colleagues with managerial potential, offering them opportunities for personal and professional growth, accelerating their development and giving them visibility on a

» Unlocking transformation, together.

For our clients, our people,
and our communities.

-  Financial progress 
-  Clients 
-  People & Culture 
-  ESG 
-  Digital & Data 
-  UniCredit Foundation 

wider scale, with the aim of preparing them for future more complex managerial roles. The program was open for registration to all colleagues, then a structured selection process followed, after which we identified 42 colleagues who started this learning journey.

- Internal Trainers Community: Trainers in the community delivered for approx. 50 colleagues per month courses on Time Management, Maximizing personal and professional efficiency; Rediscover the value of feedback, Emotional intelligence, Public Speaking, First Time Manager, Design Thinking; Agile
- Achieve Program: 1 to 1 coaching program, open registration to all colleagues in the company. In 2023, 35 colleagues benefited from six individual coaching sessions delivered by our internal coaching team.
- Team coaching: we support teams by organizing team coaching sessions with the aim of improving collaboration within them, supporting the clarification of roles in the team, constructive decision-making and performance in accordance with organizational objectives. In 2023, there were two such interventions (approx. 20 colleagues) within UniCredit teams supported by colleagues from the internal coaching team.
- ESG Programs: In 2023, we increased the level of awareness of the ESG impact through over 200 colleagues participating in sessions held at local or group level, some of them also obtaining accredited international certifications.
- Financial education: two webinars on Financial Education open for participation to all colleagues.
- Other specific trainings for colleagues: Start Invest – Sales Opportunities, Esign, MIFID, Bancassurance, various specific technical trainings depending on the role.
- E-learning platforms: In 2023 we simplified our activity by adopting a unique e-learning platform that ensures a consistent approach to mandatory courses. At the same time, we implemented the global online platform, PLUS [People Learning and UpSkilling], an aggregator of over 30 external learning platforms, which brings together over 60,000 internal and external training resources.
- The performance management process: ensuring a unitary process in which each employee is evaluated and rewarded periodically based on meritocracy principles.
- Bonus allocation methodology: clear and consistent principles, unified across all legal entities;
- Salary review process: based on predefined criteria.
- Closer to the academic environment. In 2023, UCB continued to improve relationship with universities and student associations across the country.
- Internship program: we continued the internship program in 2023, offering students the opportunity to start a career in the financial and banking field through a mixed learning experience consisting of both theoretical and practical parts. The program aims to support the successful transition of students to the business environment. The entire program is viewed through a developmental lens and we assist interns as they develop professionally, focusing on increasing their skills.
- Organizational culture: we continued to implement initiatives that support our organizational culture through local and group events dedicated to the promotion and consolidation of UniCredit Culture and Values, DE&I masterclasses, dedication page available on the open Intranet with the aim of encouraging collaboration and facilitating communication between different teams and departments and many others.
- Diversity, Equity and Inclusion - EDGE certification: in 2023 we obtained the global EDGE certification, which demonstrates our commitment to Diversity, Equity and Inclusion as a driver of sustainable success within our organization.
- In order to bring balance between personal and professional life, we have developed a series of initiatives such as: fairs, discounts, blood donation campaigns, sports and internal events (dedicated to the end of the year, March 8, kids day, summer challenge).

- WeCare program: developed with the aim of discussing topics related to well-being and emotional support. 12 live webinars were organized that gathered approximately 300 participants per session.
- Internal survey: survey launched in November 2022, open participation of all employees from all entities, with the aim of taking the pulse of the organization. The answers provided will contribute to our future actions, so that we continue to strengthen ourselves as a cohesive, united community, in which we rely on each other and in which we choose to do things with integrity, responsibility and care for those around us.

9.4 Diversity on company boards

Size: the number of members of the Management body must be adequate to the Bank's/its subsidiaries' size and organizational complexity in order to ensure effective oversight of all their operations as concerns management and control.

Educational and professional background: the competent bodies within the Bank and its subsidiaries assess the adequacy and suitability of their Management body members based on criteria provided by local applicable legislation and also based on internal/group rules of procedure, where applicable.

In terms of professional qualifications, the members of the governing bodies must have a good reputation and knowledge, abilities and experience adequate to the operational complexity and size of the Bank/its subsidiary and they must devote sufficient time and resources to discharging their duties and must act the company's interest and consistently with the objectives of sound and prudent management.

The Management body's members are selected according to technical competence, adequate seniority, with the observance of the representativeness and independence requirements, to be able to ensure a constructive dialog within the body of the management body to which they belong; the composition of the Management body reflects in its entirety a wide range of professional experience.

Age: Management body of the Bank and of its subsidiaries contains a balanced gender mix of people with various ages, from people in their 40s to people in their 60s.

Code of conduct: Management body of the Bank/its subsidiaries promotes high professional and ethical standard. The Management body's members are required by internal relevant policies to avoid conflicts of interests and to abstain from participating in the taking of a decision related to which they are in a situation of conflict of interests.

Gender balance: for the purpose of increasing the number of women on the management body and with the aim of reaching at least one third of the members of the boards, the Bank and its subsidiaries adopted the promotion of women in the management body as best practice within their companies, in line with the best practice within the Group.

9.5 Environmental, Social & Governance (ESG) Risks

In the last years, UniCredit Bank has undertaken several actions to integrate progressively climate and environmental risks into the risk management framework through the two types of risks: transition risk and physical risk, by establishing specific methodologies and applying international regulatory standards in force.

In order to incorporate and adequately assume the risk generated by climate change, the Bank has increased the level of granularity with regards the "steering signals" related to the relevant activity sectors, considering that the impact generated can be different from one subcategory to another within the same industry. The credit risk strategy defined at the industry level also includes the impact of climate and environmental risk within the "steering signals".

In order to incorporate and adequately assume the risk generated by climate change, the Bank has implemented a credit risk strategy in which it incorporate climate and environmental risks through dedicated signals ("steering signals") which reflect the level of transition risk, on specific sectors (eg. the fossil fuel sub-industry).

Regarding physical risk, UniCredit Bank has evaluated the potential losses to the immovable real estate collateral portfolio, as result of extreme and acute climate events.

» Unlocking transformation, together.

For our clients, our people,
and our communities.

-  Financial progress 
-  Clients 
-  People & Culture 
-  ESG 
-  Digital & Data 
-  UniCredit Foundation 

Also from the same perspective, within the lending process, the Bank implemented starting with 2022 a transition risk assessment questionnaire for Corporate clients that have an exposure larger than 50 mio. EUR, in order to assess vulnerability and potential economic impact on Corporate customers with significant exposures.

The questionnaire was designed in order to evaluate the exposure to transition risk, on three key dimensions: the level of the current exposure, the level of the future vulnerability and the economic impact.

Doing so, UniCredit Bank take into consideration several topics that may lead to increased credit risk, for example the income of the counterparties and the value of assets that are subject to the transition to a low-carbon economy or production processes that are subject to significant changes to minimize the effects of pollution. This methodology supposes:

- Filling a questionnaire addresses both high-emission and low-emission customers;
- Generating of a climate and environmental risk score table that determines the main KPIs and identifies the position of the counterparty in one of the four risk areas (low, medium-low, medium-high, high) of the transition evaluation matrix.

Starting from 2024, this environmental score will be integrated into the credit evaluation process within transactional credit committees.

In addition, the Bank collects the energy performance certificates related to the real estate properties established as guarantees in its favour, in order to store the necessary information and to comply with the regulatory requirements in the field.

In terms of physical risk, the Bank focuses on improving the methodology for assessing vulnerable portfolios and mitigating related risks, periodically collecting information on existing guarantees in the portfolio and exposing them in geographically vulnerable sectors to physical risk.

9.6 Key non-financial performance indicators relevant for the entity's specific activity

In accordance with the requirements of Delegated Regulation (EU) 2021/2178 supplementing Regulation (EU) 2020/852, the Bank is obliged to publish information on sustainable economic activities from the point of view of the environment and by specifying the methodology for complying with this obligation provision of information.

The main activity of credit institutions is the provision of financing to the real economy and investment in it. Credit institutions' exposures to the enterprises they finance or invest in are reflected as assets on the credit institutions' balance sheet. The main key performance indicator for credit institutions subject to the reporting obligations set out in Articles 19a and 29a of Directive 2013/34/EU should therefore be the green asset ratio (GAR), which indicates the proportion of exposures related to activities aligned to the taxonomy in relation to the total assets of the respective credit institutions.

GAR refers to the Bank's main lending and investment activities, including loans, receivables and debt securities, as well as their equity holdings, to reflect the extent to which these institutions finance activities aligned to the taxonomy.

Additionally, the Bank provides financial guarantees, which gives rise to off-balance sheet exposures. To allow investors and the public to assess the proportion of economic activities aligned to the taxonomy carried out by credit institutions, for these off-balance sheet exposures, the Bank provides information on the proportion of economic activities aligned to the taxonomy in the obligations whose execution it guarantees.

Thus, the Bank has prepared the following information for the reporting date of December 31, 2023:

- The share in total assets of exposures to the central bank and public administration:

RON Thousands	Accounting value (RON thousands)
Loans and advances granted to central banks	10,293,818
Loans and advances granted to public administrations	1,840,210
Debt securities granted to public administrations	11,650,323
Total exposure to central banks and public administrations	23,784,351
Total assets	67,712,095
The ratio of exposures to central banks and public administrations in total assets	35%

The share in total assets of the exposures regarding ineligible and eligible activities from the point of view of taxonomy:

RON Thousands	Accounting value (RON thousands)
Loans granted for eligible activities	1,829,000
Loans granted for ineligible activities	31,990,643
Total loans and advances granted to clients	33,892,452
Total assets	67,712,095
The rate of loans granted for eligible activities in total assets	2.70%
The rate of loans granted for ineligible activities in total assets	47.25%

The share of derivative financial instruments in total assets

Derivative financial instruments for trading	76,984
Total assets	67,712,095
The rate of derivative financial instruments	0.11%

- **Green Financing**

UniCredit is focused on delivering a positive and sustainable transition to green energy. In doing this, UniCredit has a consistent and comprehensive methodology for the classification and reporting of UniCredit's ESG offering. It serves as a basis to further improve UniCredit' sustainability targets and metrics, to deliver in its commitment to support sustainable economic growth and the transition to a more inclusive, equitable society and a low-carbon economy.

Green Financing includes loan instruments used to finance or re-finance, in whole or in part, projects with specific and well identified objectives that should provide positive environmental benefits.

At the end of 2023, the loans towards individuals/households in the form of Green Mortgage for the finance or re-finance the acquisition of a residential green building, with Energy Performance Certificate (EPC) class "A", increased up to a level of 906 million RON exposure. With regard to companies, UniCredit reached at the level of 923 million RON directed to finance:

- construction, acquisition or revamping of facilities generating energy from renewable energy sources;
- waste reduction;
- acquisition and ownership of green buildings;
- other green projects.

» Unlocking transformation, together.

For our clients, our people,
and our communities.

 Financial progress 

 Clients 

 People & Culture 

 ESG 

 Digital & Data 

 UniCredit Foundation 

10. Communication calendar for 2024

The Bank prepares every year a financial communication schedule, for information of their shareholders; this schedule will be published also on Bucharest Stock Market site.

The schedule for 2024 is the following:

Annual General Shareholders' Meeting (GSM) for 2023 local financial results approval	11.04.2024
Presentation of the separate and consolidated financial results for the 2023 year, on the official website of the Bank	16.04.2024
Presentation of the half-yearly report and the consolidated financial results for the first half of 2024, on the official website of the Bank	23.08.2024

11. Members of the Management Board of the Bank, UCFIN and UCLC during 2023

Members of the Management Board of the Bank, the parent company:

1. **Catalin Rasvan Radu** - Executive President (CEO), Chairman of the Management Board, until 17.04.2023 (when his mandate expired);
2. **Mihaela Alina Lupu**- Executive President (CEO), Chairman of the Management Board – starting with 13.10.2023 ;
3. **Andrei Bratu** - member of the Management Board (Risk Management), starting with 01.01.2019; extended mandate starting with April 17, 2023 until April 17, 2026;
4. **Carlo Driussi**, - Executive Vice-President (COO), member of the Management Board, until 17.04.2023 (when his mandate expired);
5. **Feza Tan** - Executive First Vice-President, (Deputy CEO), member of the Management Board, starting 26.11.2021; extended mandate starting with April 17, 2023 until April 17, 2026.
6. **Antoaneta Curteanu** - Executive Vice-President (Retail), member of the Management Board starting 25.11.2019; extended mandate starting with April 17, 2023 until April 17, 2026.
7. **Diana Ciubotariu** - Executive Vice-President (Legal), member of the Management Board starting 03.03.2021; mandate terminated starting with 01.08.2023 (change of position).
8. **Dragos Birlog** - Executive Vice-President (Compliance), member of the Management Board starting 15.06.2021; mandate terminated starting with 01.08.2023 (change of position).
9. **Cengiz Arslan** - Executive Vice-President (COO) – starting with 24.07.2023;
10. **Mihaela Raluca Popescu-Goglea**- Executive Vice-President (CORPORATE) - extended mandate starting with April 17, 2023 until April 17, 2026.
11. **Dimitar Todorov** - Executive Vice-President (FINANCE)- extended mandate starting with April 17, 2023 until April 17, 2026.

Members of the Management Board of UCFIN, the subsidiary:

1. **Sorin Dragulin** - President of the Management Board, starting 01.05.2021;
2. **Adela Ticmeanu** – Member of the Management Board, starting with 16.06.2023
3. **Adrian Nesu** – Member of the Management Board starting with 16.06.2023
4. **Ani Cirstea** - Member of the Management Board, until 18.04.2023;
5. **Daniel Ghiulea** - Member of the Management Board, starting with 01.06.2018
6. **Alexandru Avram** – Member of the Management Board starting with 20.06.2022.

Members of the Management Board of UCLC, the subsidiary:

1. **Daniela Bodirca** - President of Management Board, starting 01.01.2019;
2. **Claudia Mocanu** - Vice-President of the Management Board, starting 01.03.2020;

3. **Laura Madalina Gramanschi** - Vice-President of the Management Board, starting 18.04.2023;
4. **Razvan-Florin Vedel** - Vice-President of the Management Board, starting 01.06.2021 - mandate ended on 18.04.2023;
5. **Loredana-Elena Nedelcu-Popescu** - Vice-President of the Management Board, starting 16.03.2020;
6. **Daniela Panaitescu** - Vice-President of the Management Board, starting 01.12.2016.

In their activity, the Management Board members acted in compliance with specific economic legislation in force, norms and regulations issued by National Bank of Romania, Group rules and internal rules and regulations of UniCredit Bank SA.

The Management Board members' activity had as primary goal the effective and efficient management of the Bank's patrimony in full compliance with the law and statutory regulations.

In conclusion, the main focus of the Management Board members was on:

- Strong financial standing of the UniCredit Bank Group, including solid capital base and liquidity;
- Prudent risk management, including credit, market and operational risks;
- Strict and effective internal control of activity and operations, carried out in accordance with the legal provisions in force;
- Value added of all types of businesses, geographies and operations;
- Completion of the targets set in the budget;
- Business sustainability;
- Corporate social responsibility;
- Increase the productivity and efficiently functioning organizational structure of the Bank, focused on rendering qualitative and competitive banking services and products to the clients of the Bank;
- Increased efficiency of logistical organization and infrastructure;
- Higher automation and systems development, through improvement of banking software performances, risk management and specialized applications in order to satisfy the bank's operating needs, acting accounting and legal requirements, and enhance decision making process;
- Continuous development and professional training of the bank's employees.

12. Conclusion

Although the market conditions and the local and international economic environment continued to be challenging, in 2023 UniCredit Bank Group proved to be one of the Unicredit Group's growth engines in Eastern Europe, having remarkable results.

The future development objectives will continue to focus on a more rapid growth of operations in retail, alongside with the strengthening of corporate activity. The Group continues to focus on delivering of value-added services, on risk management, profitability, productivity and strengthening of market position through higher service quality, enriching the range of products and services, as well as strict compliance with the acting laws and by-laws. Last but not least, the Group remains consistent with its mission of being close to its clients and supporting them in accomplishing the things that matter to them.



Mrs. Mihaela Lupu
Chief Executive Officer



Mr. Dimitar Todorov
Executive Vice-President

II. Consolidated and individual financial statements as of December 31, 2023

<https://www.unicredit.ro/en/institutional/the-bank/financial-reports.html#financialstatements>

Consolidated and Separate Financial Statements
for the financial year ended 31 December 2023
prepared in accordance with International
Financial Reporting Standards as endorsed by
European Union and with the provisions of Order
27/2010 issued by National Bank of Romania

Unlocking transformation, together.

For our clients, our people,
and our communities.



UniCredit Bank S.A.

Consolidated and Separate
Financial Statements
for the financial year ended
31 December 2023

prepared in accordance with International
Financial Reporting Standards as endorsed
by European Union and with the provisions
of Order 27/2010 issued by National Bank of
Romania

Contents

Independent auditor's report	1
Consolidated and separate statement of comprehensive income	3
Consolidated and separate statement of financial position	5
Consolidated and separate statement of changes in shareholders' equity	9
Consolidated and separate statement of cash flows	11
Notes to financial statements	11
1. REPORTING ENTITY	11
2. BASIS OF PREPARATION	12
3. MATERIAL ACCOUNTING POLICIES	14
4. RISK MANAGEMENT	42
5. USE OF ESTIMATES AND JUDGEMENTS	111
6. ACCOUNTING CLASSIFICATION AND FAIR VALUE OF FINANCIAL ASSETS/LIABILITIES	122
7. NET INTEREST INCOME	126
8. NET FEES AND COMMISSIONS INCOME	127
9. NET INCOME FROM TRADING AND OTHER FINANCIAL INSTRUMENTS AT FAIR VALUE THROUGH PROFIT AND LOSS	127
10. DIVIDENDS INCOME	128
11. PERSONNEL EXPENSES	128
12. DEPRECIATION AND AMORTISATION	131
13. OTHER ADMINISTRATIVE COSTS	131
14. OTHER OPERATING EXPENSES	132
15. NET IMPAIRMENT LOSSES ON FINANCIAL INSTRUMENTS	132
16. NET PROVISIONS LOSSES	132
17. INCOME TAX	133
18. CASH AND CASH EQUIVALENTS	134
19. DERIVATIVE ASSETS/LIABILITIES AT FAIR VALUE THROUGH PROFIT OR LOSS	134
20. LOANS AND ADVANCES TO BANKS	136
21. LOANS AND ADVANCES TO CUSTOMERS	137
22. NET FINANCIAL LEASE RECEIVABLES	139
23. FINANCIAL ASSETS HELD AT FAIR VALUE THROUGH OTHER COMPREHENSIVE INCOME	141
24. FINANCIAL ASSETS (DEBT INSTRUMENTS) AT AMORTIZED COST	142
25. INVESTMENTS IN SUBSIDIARIES	143
26. PROPERTY, PLANT AND EQUIPMENT	145
27. INTANGIBLE ASSETS	149
28. DEFERRED TAX ASSETS AND LIABILITIES	151
29. OTHER FINANCIAL AND NON-FINANCIAL ASSETS	153
30. DERIVATIVES ASSETS/LIABILITIES DESIGNATED AS HEDGING INSTRUMENTS	154
31. DEPOSITS FROM BANKS	155
32. LOANS FROM BANKS AND OTHER FINANCIAL INSTITUTIONS	156
33. DEBTS ARISING FROM FINANCING ACTIVITIES	156
34. DEPOSITS FROM CUSTOMERS	157
35. DEBT SECURITIES ISSUED	157
36. SUBORDINATED LIABILITIES	158
37. PROVISIONS	159
38. OTHER LIABILITIES	159
39. ISSUED CAPITAL	160
40. OTHER RESERVES	160
41. RELATED PARTY TRANSACTIONS	161
42. COMMITMENTS AND CONTINGENCIES	163
43. OPERATING SEGMENTS	165
44. IFRS 16 - „LEASE“ (GROUP AS LESSEE)	172
45. SUBSEQUENT EVENTS	177
Management Board's Report	1-37



KPMG Audit SRL
DN1, Bucharest - Ploiești Road no. 89A
District 1, Bucharest
013685, P.O.Box 18 - 191
Tel: +40 372 377 800
Fax: +40 372 377 700
www.kpmg.ro

Independent Auditors' Report

(free translation¹)

To the Shareholders of UniCredit Bank S.A.

No 1F, Bulevardul Expozitiei, District 1, Bucharest
Unique Registration Code: 361536

Report on the Audit of the Consolidated and Separate Financial Statements

Opinion

1. We have audited the accompanying:

- Consolidated financial statements of UniCredit Bank S.A. ("the Bank") and its subsidiaries (together "the Group"), which comprise the consolidated statement of financial position as at 31 December 2023, the consolidated statements of profit or loss and other comprehensive income, changes in equity and cash flows for the year then ended, and notes, comprising significant accounting policies and other explanatory information and
- Separate financial statements of the Bank, which comprise the separate statement of financial position as at 31 December 2023, the separate statement of profit or loss and other comprehensive income, changes in equity and cash flows for the year then ended, and notes, comprising significant accounting policies and other explanatory information.

2. The consolidated and separate financial statements as at and for the year ended 31 December 2023 are identified as follows:

• Total equity of the Group:	RON 8,780,542 thousand
• Group's net profit for the year:	RON 1,438,383 thousand
• Total equity of the Bank:	RON 7,862,869 thousand
• Bank's net profit for the year:	RON 1,293,876 thousand

¹ TRANSLATOR'S EXPLANATORY NOTE: The above translation of the auditors' report is provided as a free translation from Romanian which is the official and binding version.





3. In our opinion, the accompanying consolidated and separate financial statements give a true and fair view of the consolidated and unconsolidated financial position of the Group and, respectively, of the Bank as at 31 December 2023, and of their respective consolidated and unconsolidated financial performance and cash flows for the year then ended in accordance with the International Financial Reporting Standards as adopted by the European Union ("IFRS") and with the National Bank of Romania's Order no. 27/2010 for the approval of the accounting regulations in accordance with IFRS, with subsequent changes ("NBR Order no. 27/2010").

Basis for Opinion

4. We conducted our audit in accordance with International Standards on Auditing ("ISAs"), Regulation (EU) no. 537/2014 of the European Parliament and of the Council ("the Regulation") and Law no. 162/2017 ("the Law"). Our responsibilities under those standards and regulations are further described in the *Auditors' Responsibilities for the Audit of the Consolidated and Separate Financial Statements* section of our report. We are independent of the Group and the Bank in accordance with *International Ethics Standards Board for Accountants International Code of Ethics for Professional Accountants (including International Independence Standards) ("IESBA Code")* together with the ethical requirements that are relevant to our audit of the consolidated and separate financial statements in Romania, including the Regulation and the Law and we have fulfilled our other ethical responsibilities in accordance with these requirements and the IESBA Code. We believe that the audit evidence we have obtained is sufficient and appropriate to provide a basis for our opinion.

Key Audit Matters

5. Key audit matters are those matters that, in our professional judgment, were of most significance in our audit of the consolidated and separate financial statements of the current period. These matters were addressed in the context of our audit of the consolidated and separate financial statements as a whole, and in forming our opinion thereon, and we do not provide a separate opinion on these matters.

Collective impairment of loans and advances to customers

As of 31 December 2023, the consolidated financial statements include:

- Gross loans and advances to customers subject to collective impairment assessment: RON 34,817,031 thousand (31 December 2022: RON 33,885,500 thousand)
- Collective impairment allowance: RON 1,162,252 thousand (31 December 2022: RON 1,193,680 thousand)

and, for the year then ended, total net impairment losses (including in respect of the net collective impairment losses) of RON 365,747 thousand (2022: total net impairment losses of RON 282,879 thousand).

As of 31 December 2023, the separate financial statements include:

- Gross loans and advances to customers subject to collective impairment assessment: RON 32,238,771 thousand (31 December 2022: RON 31,836,220 thousand)
- Collective impairment allowance: RON 878,532 thousand (31 December 2022: RON 938,749 thousand)

and, for the year then ended, total net impairment losses (including in respect of the net collective impairment losses) of RON 286,857 thousand (2022: net impairment losses of RON 214,012 thousand).

Refer to the following notes to the consolidated and separate financial statements: note 3 Material accounting policies – sections 3.b2) Financial assets and liabilities at amortized cost, 3.g) Identification and measurement of impairment, note 4c) Risk Management – credit risk, note 5 Use of estimates and judgements, note 15 Net impairment losses on financial instruments, note 21 Loans and advances to customers.



The key audit matter	How the matter was addressed in our audit
<p>Impairment allowances represent management's best estimate of the expected credit losses ("ECLs") within loans and advances to customers (collectively "loans", "exposures") at amortized cost at the reporting date.</p> <p>Impairment allowances for the performing exposures (stage 1 and stage 2 in the IFRS 9 hierarchy) as well as non-performing exposures (stage 3), with amounts not exceeding certain pre-determined thresholds individually, are determined by modelling techniques, relying on key parameters, such as the probability of default (PD), exposure at default (EAD), credit conversion factor (CCF) and loss given default (LGD), which are themselves developed based on highly complex models (together "collective impairment allowance"). The estimation of collective impairment allowance also takes into account historical experience, identification of exposures with a significant increase in credit risk ("SICR"), forward-looking information and management judgment.</p> <p>In the wake of the geopolitical volatility due to, among other things, the outbreak of the Russia-Ukraine war, and given the adverse macroeconomic effects of the increase in commodity prices, resulting inflationary pressures and prolonged period of elevated interest rates and related challenges on the real estate market, measurement of collective impairment allowance was associated with additional complexities and increased estimation uncertainty. Among other things, the application of post-model adjustments was required from management in arriving at the year-end estimate of collective impairment losses.</p> <p>Complex models using forward-looking assumptions tend to be prone to greater risk of management bias, error and inconsistent application. These conditions necessitate our additional attention in the audit, in particular to address the objectivity of sources used for assumptions, and their consistent application. In addition, the collective ECL impairment model is highly sensitive to small changes in the assumptions, which drives additional audit effort.</p> <p>Considering the above factors, we determined collective impairment of loans and advances to be associated with a significant risk of material misstatement in the consolidated and separate financial statements.</p> <p>Therefore, the area required our increased attention in the audit and, as such, was determined to be a key audit matter.</p>	<p>Our audit procedures performed, where relevant, with the assistance from our own financial risk management and information technology (IT) audit specialists, included, among others:</p> <ul style="list-style-type: none"> • Inspecting the Bank's and its subsidiaries' ECL impairment methods and models and evaluating, among others, the following: <ul style="list-style-type: none"> ○ The models' key elements against the requirements of IFRS 9 and industry practice; and ○ The sufficiency of the methods' and models' sophistication, based on the assessment of both entity-level and loan portfolio-level factors. • Testing the design and implementation and, where relevant, operating effectiveness of selected controls within the impairment process, such as those in respect of: <ul style="list-style-type: none"> ○ Model validation and monitoring; ○ System computation of past-due-days; ○ System computation of ratings; ○ System computation of collective ECL; ○ System computation of EAD projections; ○ System computation of LGD; ○ System configuration for staging allocation of loan exposures; and ○ Approval of loan exposures. <p>As part of the procedure, we have also tested the IT control environment for data security and access.</p> <ul style="list-style-type: none"> • Testing, on a sample basis, the relevance and reliability of the data elements applied in the models, such as amounts of recoveries, default flag and client rating, by reference to credit risk memoranda, including client financial data, debt service status, repayment schedules, restructuring operations and data for collections after default. • For material loan portfolios, challenging, by means of the reperformance of the underlying respective model application, whether the key parameters: PD, LGD, EAD and CCF, were appropriately determined. • Challenging key assumptions underlying macroeconomic forecasts considered in the ECL models. As part of the procedure, we challenged the consideration of the current economic uncertainty, by making inquiries of the management board members and inspection of publicly available information.



	<ul style="list-style-type: none"> • Assessing the consistency of the application of the following SICR criteria: 30 past-due days, forborne flag, watch-List flag and of the criteria for identification of objective evidence of impairment (default), such as: 90 past-due days, insolvency flag, and client rating. As part of the procedure, we have also challenged, for a sample of exposures, the loans' classification into the stages prescribed by IFRS 9. • Challenging significant post-model adjustments, by: <ul style="list-style-type: none"> ◦ Inspecting the underlying development documentation and key assumptions; ◦ Evaluating whether the post-model adjustment completely and accurately capture all relevant loan exposures; ◦ Evaluating the Bank's maintenance of its post-model adjustments. • Evaluating the collective ECL-related disclosures in the consolidated and separate financial statements against the qualitative and quantitative requirements of the relevant financial reporting standards.
--	--

Other information

6. The Directorate of the Bank (also referred to as "the Management Board") is responsible for the preparation and presentation of other information. The other information comprises the Annual Report prepared as per the requirements of the Financial Supervisory Authority Regulation No. 5/2018, the consolidated and separate Management Board Report (which also includes the Non-Financial Statement), but does not include the consolidated and separate financial statements and our auditors' report thereon.

Our opinion on the consolidated and separate financial statements does not cover the other information and, except to the extent otherwise explicitly stated in our report, we do not express any form of assurance conclusion thereon.

In connection with our audit of the consolidated and separate financial statements, our responsibility is to read the other information and, in doing so, consider whether the other information is materially inconsistent with the consolidated and separate financial statements or our knowledge obtained in the audit, or otherwise appears to be materially misstated. If, based on the work we have performed, we conclude that there is a material misstatement of this other information, we are required to report that fact. We have nothing to report in this regard.

Other Reporting Responsibilities Related to Other Information – the consolidated and separate Management Board Report

With respect to the consolidated and separate Management Board Report, we read and report whether the consolidated and separate Management Board Report is prepared, in all material respects, in accordance with NBR Order no. 27/2010, articles 12, 13, 15, 16 and 17 and 32 of the accounting regulations in accordance with International Financial Reporting Standards applicable to credit institutions.

Based solely on the work required to be undertaken in the course of the audit of the consolidated and separate financial statements, in our opinion:



- a) The information given in the consolidated and separate Management Board Report for the financial year for which the consolidated financial statements are prepared is consistent, in all material respects, with the consolidated and separate financial statements;
- b) The consolidated and separate Management Board Report has been prepared, in all material respects, in accordance with NBR Order no. 27/2010, articles 12, 13, 15, 16 and 17 and 32 of the accounting regulations in accordance with International Financial Reporting Standards applicable to credit institutions.

In addition, in light of the knowledge and understanding of the Bank and of the Group and its environment obtained in the course of our audit we are required to report if we have identified material misstatements in the consolidated and separate Management Board Report. We have nothing to report in this regard.

Responsibilities of the Directorate and Those Charged with Governance for the Consolidated and Separate Financial Statements

7. The Directorate of the Bank is responsible for the preparation of consolidated and separate financial statements that give a true and fair view in accordance with International Financial Reporting Standards as adopted by the European Union and with National Bank of Romania's Order no. 27/2010 for the approval of the accounting regulations in accordance with IFRS and for such internal control as management determines is necessary to enable the preparation of consolidated and separate financial statements that are free from material misstatement, whether due to fraud or error.
8. In preparing the consolidated and separate financial statements, the Directorate is responsible for assessing the Bank's and Group's ability to continue as a going concern, disclosing, as applicable, matters related to going concern and using the going concern basis of accounting unless management either intends to liquidate the Bank or the Group or to cease operations, or has no realistic alternative but to do so.
9. Those charged with governance (namely the Supervisory Board of the Bank) are responsible for overseeing the Bank's and Group's financial reporting process.

Auditors' Responsibility for the Audit of the Consolidated and Separate Financial Statements

10. Our objectives are to obtain reasonable assurance about whether the consolidated and separate financial statements as a whole are free from material misstatement, whether due to fraud or error, and to issue an auditors' report that includes our opinion. Reasonable assurance is a high level of assurance, but is not a guarantee that an audit conducted in accordance with ISAs will always detect a material misstatement when it exists. Misstatements can arise from fraud or error and are considered material if, individually or in the aggregate, they could reasonably be expected to influence the economic decisions of users taken on the basis of these consolidated and separate financial statements.
11. As part of an audit in accordance with ISAs, we exercise professional judgment and maintain professional skepticism throughout the audit. We also:
 - Identify and assess the risks of material misstatement of the consolidated and separate financial statements, whether due to fraud or error, design and perform audit procedures responsive to those risks, and obtain audit evidence that is sufficient and appropriate to provide a basis for our opinion. The risk of not detecting a material misstatement resulting from fraud is higher than for one resulting from error, as fraud may involve collusion, forgery, intentional omissions, misrepresentations, or the override of internal control.
 - Obtain an understanding of internal control relevant to the audit in order to design audit procedures that are appropriate in the circumstances, but not for the purpose of expressing an opinion on the effectiveness of the Bank's and Group's internal control.
 - Evaluate the appropriateness of accounting policies used and the reasonableness of accounting estimates and related disclosures made by management.
 - Conclude on the appropriateness of management's use of the going concern basis of accounting and, based on the audit evidence obtained, whether a material uncertainty exists related to events or conditions that may cast significant doubt on the Bank's and Group's ability to continue as a going concern. If we conclude that a material uncertainty exists, we are required to draw attention in our auditors' report to the related





disclosures in the consolidated and separate financial statements or, if such disclosures are inadequate, to modify our opinion. Our conclusions are based on the audit evidence obtained up to the date of our auditors' report. However, future events or conditions may cause the Bank or the Group to cease to continue as a going concern.

- Evaluate the overall presentation, structure and content of the consolidated and separate financial statements, including the disclosures, and whether the consolidated and separate financial statements represent the underlying transactions and events in a manner that achieves fair presentation.
 - Obtain sufficient appropriate audit evidence regarding the financial information of the entities or business activities within the Group to express an opinion on the consolidated and separate financial statements. We are responsible for the direction, supervision and performance of the group audit. We remain solely responsible for our audit opinion.
12. We communicate with those charged with governance regarding, among other matters, the planned scope and timing of the audit and significant audit findings, including any significant deficiencies in internal control that we identify during our audit.
 13. We also provide those charged with governance with a statement that we have complied with relevant ethical requirements regarding independence and communicate with them all relationships and other matters that may reasonably be thought to bear on our independence, and where applicable, actions taken to eliminate threats or safeguards applied.
 14. From the matters communicated with those charged with governance, we determine those matters that were of most significance in the audit of the consolidated and separate financial statements of the current period and are therefore the key audit matters. We describe these matters in our auditors' report unless law or regulation precludes public disclosure about the matter or when, in extremely rare circumstances, we determine that a matter should not be communicated in our report because the adverse consequences of doing so would reasonably be expected to outweigh the public interest benefits of such communication.





Report on Other Legal and Regulatory Requirements - Report on Compliance with the ESEF Regulation

15. In accordance with Law no. 162/2017 on statutory audits of annual financial statements and consolidated and separate financial statements and amendment of certain regulations, we are required to express an opinion on compliance of the consolidated and separate financial statements, issued in Romanian, included in the Annual Report (key control: T0LzEuS9w3gvhQQ=) and approved by the Directorate and Supervisory Board, with the requirements of the Commission Delegated Regulation (EU) 2019/815 of 17 December 2018 supplementing Directive 2004/109/EC of the European Parliament and of the Council with regard to regulatory technical standards on the specification of a single electronic reporting format (the "RTS on ESEF").

Responsibilities of the management

16. The Directorate is responsible for the preparation of the consolidated and separate financial statements in a digital format, issued in Romanian, that complies with the RTS on ESEF. This responsibility includes:
- The preparation of the consolidated and separate financial statements in the applicable xHTML format, issued in Romanian;
 - The selection and application of appropriate iXBRL tags, in the preparation of the consolidated financial statements, using judgment where necessary;
 - Ensuring consistency between digitised information in the machine- and human-readable formats and the signed consolidated and separate financial statements; and
 - The design, implementation and maintenance of internal controls relevant to the application of the RTS on ESEF.

Auditors' Responsibilities

17. Our responsibility is to express an opinion on whether the consolidated and separate financial statements, issued in Romanian, included in the Annual Report and approved by the Directorate and Supervisory Board, comply, in all material respects, with the RTS on ESEF, based on the evidence we have obtained. We conducted our reasonable assurance engagement in accordance with International Standard on Assurance Engagements 3000 (Revised), Assurance Engagements Other than Audits or Reviews of Historical Financial Information (ISAE 3000) issued by the International Auditing and Assurance Standards Board.

A reasonable assurance engagement in accordance with ISAE 3000 involves performing procedures to obtain evidence about compliance with the RTS on ESEF. The nature, timing and extent of procedures selected depend on the auditor's judgment, including the assessment of the risks of material departures from the requirements set out in the RTS on ESEF, whether due to fraud or error. Our procedures included, among other things:

- Regarding the consolidated financial statements:
 - Obtaining an understanding of the tagging process;
 - Evaluating the design and implementation of relevant controls over the tagging process;
 - Tracing the tagged data to the consolidated financial statements of the Group presented in human-readable digital format and to the signed and audited consolidated financial statements, stamped by us for identification purposes;
 - Evaluating the completeness of the Group's tagging of the consolidated financial statements;
 - Evaluating the appropriateness of the Group's use of iXBRL elements selected from the ESEF taxonomy and creation of extension elements where no suitable element in the ESEF taxonomy has been identified;
 - Evaluating the use of anchoring in relation to the extension elements;



➤ Regarding the separate and consolidated financial statements:

- Evaluating the appropriateness of the digital format of the consolidated and separate financial statements; and
- Assessing consistency between the digitised information in the machine and human-readable formats and the signed and audited consolidated and separate financial statements, stamped by us for identification purposes.

We believe that the evidence we have obtained is sufficient and appropriate to provide a basis for our opinion.

Opinion

18. In our opinion, the consolidated and separate financial statements of the Group, and, respect of the Bank, issued in Romanian, as at and for the year ended 31 December 2023 have been prepared, in all material respects, in accordance with the requirements of the RTS on ESEF.

Report on Other Legal and Regulatory Requirements

19. We were appointed by the General Shareholders' Meeting on 14 April 2021 to audit the consolidated and separate financial statements of UniCredit Bank SA for the year ended 31 December 2023. Our total uninterrupted period of engagement is of 2 years, covering the periods ended 31 December 2022 to 31 December 2023.
20. We confirm that:
- Our audit opinion is consistent with the additional report presented to the Audit Committee of the Bank on 6 March 2024. We also remained independent of the audited entity in conducting the audit.
 - We have not provided to the Group the prohibited non-audit services (NASs) referred to in Article 5(1) of EU Regulation (EU) No 537/2014.

The engagement partner on the audit resulting in this independent auditors' report is Grecu Tudor Alexandru.

Refer to the original signed Romanian version

For and on behalf of KPMG Audit S.R.L.:

Grecu Tudor Alexandru

KPMG Audit SRL

registered in the electronic public register of financial auditors and audit firms under no AF2368

registered in the electronic public register of financial auditors and audit firms under no FA9

Bucharest, 8 March 2024

**CONSOLIDATED AND SEPARATE STATEMENT OF COMPREHENSIVE INCOME
FOR THE YEAR ENDED 31 December 2023**

In RON thousands	Note	Group		Bank	
		31.12.2023	31.12.2022	31.12.2023	31.12.2022
Interest income using effective interest rate method		3,720,308	2,428,686	3,399,485	2,158,078
Other interest income		246,577	142,630	15	10
Interest expense		(1,859,985)	(897,030)	(1,584,043)	(772,856)
Net interest income	7	2,106,900	1,674,286	1,815,457	1,385,232
Fee and commission income		827,876	680,157	749,236	621,832
Fee and commission expense		(334,880)	(252,427)	(316,951)	(237,423)
Net fee and commission income	8	492,996	427,730	432,285	384,409
Net income from instruments at fair value through profit and loss	9	424,639	347,676	424,701	347,795
Net gain/(loss) from foreign exchange		85,044	46,155	65,217	23,494
Fair value adjustments in hedge accounting		(7,616)	10,799	(7,616)	10,799
Net gain/(loss) from derecognition of financial assets measured at amortised cost		93,229	20,596	83,005	8,759
Net gain/(loss) from derecognition of financial assets measured at FVTOCI		(11,979)	-	(11,979)	-
Dividend income	10	3,868	3,196	3,868	33,184
Other operating income		12,540	8,780	12,780	12,577
Operating income		3,199,621	2,539,218	2,817,718	2,206,249
Personnel expenses	11	(566,521)	(525,288)	(500,259)	(463,572)
Depreciation and impairment of tangible assets	12	(105,279)	(109,209)	(96,996)	(100,048)
Amortization and impairment of intangible assets	12	(63,272)	(60,946)	(56,700)	(55,166)
Other administrative costs	13	(434,778)	(398,782)	(400,423)	(370,212)
Other operating costs	14	(32,262)	(17,355)	(21,549)	(11,072)
Operating expenses		(1,202,112)	(1,111,580)	(1,075,927)	(1,000,070)
Net impairment losses on financial instruments	15	(293,577)	(276,609)	(212,789)	(187,669)
Losses on modification of financial assets		65	207	65	207
Net operating income		1,703,997	1,151,236	1,529,067	1,018,717
Net impairment losses on non-financial assets		(449)	9,842	(449)	9,842
Net provision gains/ (losses)	16	(967)	4,108	(99)	(2,163)
Profit before tax		1,702,581	1,165,186	1,528,519	1,026,396
Income tax expense	17	(264,198)	(167,287)	(234,643)	(147,156)
Net profit for the reporting period		1,438,383	997,899	1,293,876	879,240
Attributable to:					
Equity holders of the parent company		1,423,187	984,455	-	-
Non-controlling interests		15,196	13,444	-	-

The accompanying notes form an integral part of these consolidated and separate financial statements.
Convenience translation in English of the original Romanian version.

**CONSOLIDATED AND SEPARATE STATEMENT OF COMPREHENSIVE INCOME
FOR THE YEAR ENDED 31 December 2023**

In RON thousands	Note	Group		Bank	
		31.12.2023	31.12.2022	31.12.2023	31.12.2022
Other comprehensive income, net of tax:					
Items that will not be reclassified subsequently to profit or loss:					
Re-measurement of defined benefit liability		(1,520)	2,268	(1,520)	2,268
Revaluation of property, plant and equipment	28iii)	5,280	2,061	5,280	2,061
Movement in investment revaluation reserve for equity instruments at FVTOCI	28i)	13,953	8,729	6,534	8,729
Income tax relating to items that will not be reclassified subsequently to profit or loss		(1,947)	(767)	(760)	(767)
Total items that will not be reclassified subsequently to profit or loss		15,766	12,291	9,534	12,291
Items that may be reclassified subsequently to profit or loss:					
Movement in reserve for debt instruments at FVTOCI:					
Gains/(losses) arising during the period	28i)	87,284	(125,436)	87,284	(125,436)
Reclassification of (gains)/losses included in profit or loss	28i)	11,979	-	11,979	-
Net changes in cash flow hedging reserve:					
Gains/(losses) arising during the period	28ii)	1,119	29,686	1,119	29,686
Reclassification of (gains)/losses included in profit or loss	28ii)	66	1,154	66	1,154
Income tax relating to items that may be reclassified subsequently to profit or loss		(15,933)	15,136	(15,933)	15,136
Total items that may be reclassified subsequently to profit or loss		84,515	(79,460)	84,515	(79,460)
Other comprehensive income, net of tax		100,281	(67,169)	94,049	(67,169)
Total comprehensive income		1,538,664	930,730	1,387,925	812,071
Attributable to:					
Shareholders of parent – company		1,523,468	917,286	-	-
Non-controlling interests		15,196	13,444	-	-

The consolidated and separate financial statements were approved by the Management Board on March 06, 2024 and were signed on its behalf by:

Mrs. Mihaela Lupu
Chief Executive Officer



Mr. Dimitar Todorov
Executive Vice-President



**CONSOLIDATED AND SEPARATE STATEMENT OF FINANCIAL POSITION
FOR THE YEAR ENDED 31 December 2023**

In RON thousands	Note	Group		Bank	
		31.12.2023	31.12.2022	31.12.2023	31.12.2022
Assets:					
Cash and cash equivalents	18	20,106,053	16,456,169	20,105,745	16,455,940
Financial assets at fair value through profit or loss	19	97,712	214,714	97,712	214,714
Derivatives assets designated as hedging instruments	30	242,560	310,229	242,560	310,229
Loans and advances to banks at amortized cost	20	142,096	399,455	142,096	399,455
Loans and advances to customers at amortized cost	21	36,196,421	32,849,251	33,892,452	31,054,544
Net lease receivables	22	4,305,696	3,788,693	7,300	11,342
Debt instruments at amortized cost	24	9,647,214	8,856,966	9,647,214	8,856,966
Other financial assets at amortized cost	29	558,257	319,475	497,953	250,620
Financial assets at fair value through other comprehensive income	23	2,026,525	1,922,518	2,016,760	1,920,172
Investment in subsidiaries	25	-	-	143,116	143,116
Property, plant and equipment	26	171,348	179,752	169,000	176,415
Right of use assets	44	254,151	199,230	242,889	181,355
Intangible assets	27	424,876	362,782	406,108	344,366
Current tax assets		22,059	8,109	-	-
Deferred tax assets	28	57,961	163,726	49,686	73,999
Other assets	29	419,432	175,767	51,504	50,866
Total assets		74,672,361	66,206,836	67,712,095	60,444,099
Liabilities:					
Financial liabilities at fair value through profit or loss	19	120,253	176,965	120,253	176,966
Derivatives liabilities designated as hedging instruments	30	202,404	262,514	202,404	262,514
Deposits from banks	31	1,240,982	1,050,418	1,240,982	1,050,418
Loans from banks	32	6,406,673	5,653,932	584,966	849,329
Deposits from customers	34	50,955,312	45,310,940	51,002,566	45,404,198
Debt securities issued	35	4,002,296	3,502,834	4,002,296	3,502,834
Other financial liabilities at amortized cost	38	1,185,038	1,307,973	1,149,294	1,239,449
Subordinated liabilities	36	952,073	945,604	842,632	836,761
Lease liabilities	44	255,803	198,403	250,414	193,362
Current tax liabilities		18,736	24,969	18,546	24,969
Provisions	37	206,162	250,064	226,903	250,737
Other non-financial liabilities	38	346,087	279,645	207,970	176,914
Total liabilities		65,891,819	58,964,261	59,849,226	53,968,451

The accompanying notes form an integral part of these consolidated and separate financial statements.
Convenience translation in English of the original Romanian version.

**CONSOLIDATED AND SEPARATE STATEMENT OF FINANCIAL POSITION
FOR THE YEAR ENDED 31 December 2023**

In RON thousands	Note	Group		Bank	
		31.12.2023	31.12.2022	31.12.2023	31.12.2022
Equity					
Share capital	39	1,177,748	1,177,748	1,177,748	1,177,748
Share premium account	39	621,680	621,680	621,680	621,680
Cash flow hedging reserve		(6,506)	(7,501)	(6,506)	(7,501)
Reserve on financial assets at fair value through other comprehensive income		(13,185)	(108,424)	(19,416)	(108,424)
Revaluation reserve on property, plant and equipment		22,500	17,177	22,500	17,177
Other reserves	40	432,942	399,973	432,942	399,973
Retained earnings		6,369,744	4,981,500	5,633,921	4,374,995
Total equity for parent company		8,604,923	7,082,153	7,862,869	6,475,648
Non-controlling interest		175,619	160,422	-	-
Total equity		8,780,542	7,242,575	7,862,869	6,475,648
Total liabilities and equity		74,672,361	66,206,836	67,712,095	60,444,099

The consolidated and separate financial statements were approved by the Management Board on March 06, 2024 and were signed on its behalf by:

Mrs. Mihaela Lupu
Chief Executive Officer



Mr. Dimitar Todorov
Executive Vice-President



**CONSOLIDATED AND SEPARATE STATEMENT OF CHANGES IN EQUITY
FOR THE YEAR ENDED 31 December 2023**

31.12.2023 in RON thousands	Group									
	Share capital	Reserve on financial assets at fair value through other comprehensive income	Cash flow hedging reserve	Revaluation of property, plant and equipment	Other reserves	Share premium	Retained earnings	Total	Non-Controlling Interest	Total
Balance at 31 December 2022	1,177,748	(108,424)	(7,501)	17,177	399,973	621,680	4,981,500	7,082,153	160,422	7,242,575
Comprehensive income for the year										
Net profit for the year**	-	-	-	-	-	-	1,423,187	1,423,187	15,196	1,438,383
Other comprehensive income net of tax										
Revaluation of property, plant and equipment, net of tax	-	-	-	5,323	-	-	-	5,323	-	5,323
Net change in fair value of financial assets through other comprehensive income, net of tax	-	95,239	-	-	-	-	-	95,239	1	95,240
Net change in cash flow hedging reserve, net of tax	-	-	995	-	-	-	-	995	-	995
Actuarial gains/(losses) on defined benefit liability/pension plans	-	-	-	-	(1,277)	-	-	(1,277)	-	(1,277)
Total other comprehensive income	-	95,239	995	5,323	(1,277)	-	-	100,280	1	100,281
Total comprehensive income for the year	-	95,239	995	5,323	(1,277)	-	1,423,187	1,523,467	15,197	1,538,664
Transactions with shareholders										
Transfer to other reserves*	-	-	-	-	34,246	-	(34,246)	-	-	-
Other movements	-	-	-	-	-	-	(697)	(697)	-	(697)
Balance at 31 December 2023	1,177,748	(13,185)	(6,506)	22,500	432,942	621,680	6,369,744	8,604,923	175,619	8,780,542

* According to the decision of the General Meeting of Shareholders of 27 March 2023, it was decided to allocate a part of the Bank's net profit for 2022 (879,240 RON thousands) to the reinvested profit reserve (exempt from the payment of the profit tax according to art. 22 of Law 227/2015) of an amount of 34,246 RON thousands and to reinvest of the net profit remained undistributed amounting to 844,994 RON thousands.

** Of the 2023 profit, the Bank will propose to Supervisory Board and General Shareholders' Meeting the distribution in 2024 of an amount of 40,149 RON thousands to the reinvested profit reserve (exempt from the payment of the profit tax according to art. 22 of Law 227/2015).

The consolidated and separate financial statements were approved by the Management Board on March 06, 2024 and were signed on its behalf by:

Mrs. Mihaela Lupu
Chief Executive Officer



Mr. Dimitar Todorov
Executive Vice-President



The accompanying notes form an integral part of these consolidated and separate financial statements.
Convenience translation in English of the original Romanian version.

**CONSOLIDATED AND SEPARATE STATEMENT OF CHANGES IN EQUITY
FOR THE YEAR ENDED 31 December 2022**

31.12.2022 in RON thousands	Group									
	Share capital	Reserve on financial assets at fair value through other comprehensive income	Cash flow hedging reserve	Revaluation of property, plant and equipment	Other reserves	Share premium	Retained earnings	Total	Non-Controlling Interest	Total
Balance at 31 December 2021	1,177,748	(10,389)	(33,407)	14,122	365,616	621,680	4,262,398	6,397,768	146,979	6,544,747
Comprehensive income for the year										
Net profit for the year**	-	-	-	-	-	-	984,455	984,455	13,444	997,899
Other comprehensive income net of tax										
Revaluation of property, plant and equipment, net of tax	-	-	-	3,055	-	-	-	3,055	-	3,055
Net change in fair value of financial assets through other comprehensive income, net of tax	-	(98,035)	-	-	-	-	-	(98,035)	-	(98,035)
Net change in cash flow hedging reserve, net of tax	-	-	25,906	-	-	-	-	25,906	-	25,906
Actuarial gains/(losses) on defined benefit liability/pension plans	-	-	-	-	1,905	-	-	1,905	-	1,905
Total other comprehensive income	-	(98,035)	25,906	3,055	1,905	-	-	(67,169)	-	(67,169)
Total comprehensive income for the year	-	(98,035)	25,906	3,055	1,905	-	984,455	917,286	13,444	930,730
Transactions with shareholders										
Transfer to other reserves*	-	-	-	-	32,452	-	(32,452)	-	-	-
Dividends distributed*	-	-	-	-	-	-	(233,859)	(233,859)	-	(233,859)
Other movements	-	-	-	-	-	-	958	958	(1)	957
Balance at 31 December 2022	1,177,748	(108,424)	(7,501)	17,177	399,973	621,680	4,981,500	7,082,153	160,422	7,242,575

* According to the decisions of the General Meeting of Shareholders of 06 April 2022 and of 21 October 2022, it was decided to allocate a part of the Bank's net profit for 2021 (639,306 RON thousands) in the form of dividends amounting to 233,859 RON thousands, to the reinvested profit reserve (exempt from the payment of the profit tax according to art. 22 of Law 227/2015) of an amount of 32,452 RON thousands, and to reinvest of the net profit remained undistributed amounting to 372,995 RON thousands.

** Of the 2022 profit, the Bank proposed to Supervisory Board and General Shareholders' Meeting to allocate a part of the Bank's net profit for 2022 (879,240 RON thousands) to the reinvested profit reserve (exempt from the payment of the profit tax according to art. 22 of Law 227/2015) of an amount of 34,246 RON thousands and to reinvest of the net profit remained undistributed amounting to 844,994 RON thousands.

The consolidated and separate financial statements were approved by the Management Board on March 06, 2024 and were signed on its behalf by:

Mrs. Mihaela Lupu
Chief Executive Officer



Mr. Dimitar Todorov
Executive Vice-President



The accompanying notes form an integral part of these consolidated and separate financial statements.
Convenience translation in English of the original Romanian version.

**CONSOLIDATED AND SEPARATE STATEMENT OF CHANGES IN EQUITY
FOR THE YEAR ENDED 31 December 2023**

31.12.2023 In RON thousands	Bank							Total
	Share capital	Reserve on financial assets at fair value through other comprehensive income	Cash flow hedging reserve	Revaluation of property, plant and equipment	Other reserves	Share premium	Retained earnings	
Balance at 31 December 2022	1,177,748	(108,424)	(7,501)	17,177	399,973	621,680	4,374,995	6,475,648
Comprehensive income for the year								
Net profit for the year**	-	-	-	-	-	-	1,293,876	1,293,876
Other comprehensive income net of tax								
Revaluation of property, plant and equipment, net of tax	-	-	-	5,323	-	-	-	5,323
Net change in fair value of financial assets through other comprehensive income, net of tax	-	89,008	-	-	-	-	-	89,008
Net change in cash flow hedging reserve, net of tax	-	-	995	-	-	-	-	995
Actuarial gains/(losses) on defined benefit liability/pension plans	-	-	-	-	(1,277)	-	-	(1,277)
Total other comprehensive income	-	89,008	995	5,323	(1,277)	-	-	94,049
Total comprehensive income for the year	-	89,008	995	5,323	(1,277)	-	1,293,876	1,387,925
Transactions with shareholders								
Transfer to other reserves*	-	-	-	-	34,246	-	(34,246)	-
Other movements	-	-	-	-	-	-	(704)	(704)
Balance at 31 December 2023	1,177,748	(19,416)	(6,506)	22,500	432,942	621,680	5,633,921	7,862,869

* According to the decision of the General Meeting of Shareholders of 27 March 2023, it was decided to allocate a part of the Bank's net profit for 2022 (879,240 RON thousands) to the reinvested profit reserve (exempt from the payment of the profit tax according to art. 22 of Law 227/2015) of an amount of 34,246 RON thousands and to reinvest of the net profit remained undistributed amounting to 844,994 RON thousands.

** Of the 2023 profit, the Bank will propose to Supervisory Board and General Shareholders' Meeting the distribution in 2024 of an amount of 40,149 RON thousands to the reinvested profit reserve (exempt from the payment of the profit tax according to art. 22 of Law 227/2015).

The consolidated and separate financial statements were approved by the Management Board on March 06, 2024 and were signed on its behalf by:

Mrs. Mihaela Lupu
Chief Executive Officer



Mr. Dimitar Todorov
Executive Vice-President



The accompanying notes form an integral part of these consolidated and separate financial statements.
Convenience translation in English of the original Romanian version.

**CONSOLIDATED AND SEPARATE STATEMENT OF CHANGES IN EQUITY
FOR THE YEAR ENDED 31 December 2022**

31.12.2022	Bank							
In RON thousands	Share capital	Reserve on financial assets at fair value through other comprehensive income	Cash flow hedging reserve	Revaluation of property, plant and equipment	Other reserves	Share premium	Retained earnings	Total
Balance at 31 December 2021	1,177,748	(10,389)	(33,407)	14,122	365,616	621,680	3,761,449	5,896,819
Comprehensive income for the year								
Net profit for the year**	-	-	-	-	-	-	879,240	879,240
Other comprehensive income net of tax								
Revaluation of property, plant and equipment, net of tax	-	-	-	3,055	-	-	-	3,055
Net change in fair value of financial assets through other comprehensive income, net of tax	-	(98,035)	-	-	-	-	-	(98,035)
Net change in cash flow hedging reserve, net of tax	-	-	25,906	-	-	-	-	25,906
Actuarial gains/(losses) on defined benefit liability/pension plans	-	-	-	-	1,905	-	-	1,905
Total other comprehensive income	-	(98,035)	25,906	3,055	1,905	-	-	(67,169)
Total comprehensive income for the year	-	(98,035)	25,906	3,055	1,905	-	879,240	812,071
Transactions with shareholders								
Transfer to other reserves*	-	-	-	-	32,452	-	(32,452)	-
Dividends distributed*	-	-	-	-	-	-	(233,859)	(233,859)
Other movements	-	-	-	-	-	-	617	617
Balance at 31 December 2022	1,177,748	(108,424)	(7,501)	17,177	399,973	621,680	4,374,995	6,475,648

* According to the decisions of the General Meeting of Shareholders of 06 April 2022 and of 21 October 2022, it was decided to allocate a part of the Bank's net profit for 2021 (639,306 RON thousands) in the form of dividends amounting to 233,859 RON thousands, to the reinvested profit reserve (exempt from the payment of the profit tax according to art. 22 of Law 227/2015) of an amount of 32,452 RON thousands, and to reinvest of the net profit remained undistributed amounting to 372,995 RON thousands.

** Of the 2022 profit, the Bank proposed to Supervisory Board and General Shareholders' Meeting to allocate a part of the Bank's net profit for 2022 (879,240 RON thousands) to the reinvested profit reserve (exempt from the payment of the profit tax according to art. 22 of Law 227/2015) of an amount of 34,246 RON thousands and to reinvest of the net profit remained undistributed amounting to 844,994 RON thousands.

The consolidated and separate financial statements were approved by the Management Board on March 06, 2024 and were signed on its behalf by:

Mrs. Mihaela Lupu
Chief Executive Officer



Mr. Dimitar Todorov
Executive Vice-President



The accompanying notes form an integral part of these consolidated and separate financial statements.
Convenience translation in English of the original Romanian version.

**CONSOLIDATED AND SEPARATE STATEMENT OF CASH FLOWS
FOR THE YEAR ENDED 31 December 2023**

In RON thousands	Note	Group		Bank	
		31.12.2023	31.12.2022 *Restated	31.12.2023	31.12.2022 *Restated
Profit for the reporting period before tax	17	1,702,581	1,165,186	1,528,519	1,026,396
Adjustments for non-cash items:					
Depreciation and amortization of property, plant and equipment and of intangible assets	12	168,551	169,822	153,696	155,212
Net impairment losses on financial instruments		407,734	312,009	301,957	222,485
Fair value (gain)/loss on derivatives and other financial assets held for trading		40,765	47,281	40,765	47,281
Other items for which the cash effects are investing or financing		45,948	53,013	16,719	993
Accrued interest and unwinding effect		100,116	45,926	78,224	44,914
Impairment of assets and provisions		(17,053)	88,976	(18,716)	21,531
FX impact		(46,283)	32,250	(56,691)	32,348
Other non-cash items		45,961	(70,168)	11,861	(29,511)
Operating profit before changes in operating assets and liabilities		2,448,320	1,844,295	2,056,334	1,521,649
Change in operating assets:					
Decrease in financial assets at fair value through profit and loss		52,115	102,023	52,115	102,023
Acquisition of debt instruments at amortized cost		(740,261)	(861,100)	(740,261)	(861,100)
Decrease in loans and advances to banks		255,982	95,485	255,982	95,001
(Increase) in loans and advances to customers		(3,689,868)	(3,762,234)	(3,073,840)	(3,855,224)
(Increase) in lease investments		(548,075)	(183,508)	(7,260)	(11,305)
(Increase) in other assets		(474,512)	(73,222)	(250,562)	(41,669)
Change in operating liabilities:					
Increase in deposits from banks		187,563	382,540	187,563	382,540
Increase in deposits from customers		5,299,988	5,224,225	5,467,316	5,161,250
Increase/(Decrease) in other liabilities		(81,045)	815,331	(88,664)	810,943
Income tax paid		(256,056)	(203,123)	(233,293)	(157,269)
Net cash from operating activities		2,454,151	3,380,712	3,625,430	3,146,839
Investing activities					
Proceeds on disposal of financial assets at fair value through other comprehensive income		359,980	74,146	359,980	74,146
Acquisition of financial assets at fair value through other comprehensive income		(360,786)	(428,738)	(360,786)	(428,738)
Proceeds on disposal of property, plant and equipment		1,243	246	1,243	171
Acquisition of property, plant and equipment and intangible assets		(139,653)	(140,026)	(132,617)	(135,356)
Dividends received		4,305	3,463	4,305	33,451
Net cash used in investing activities		(134,911)	(490,909)	(127,875)	(456,326)

* The comparative information has been restated as described in note 3.

**CONSOLIDATED AND SEPARATE STATEMENT OF CASH FLOWS
FOR THE YEAR ENDED 31 December 2023**

In RON thousands	Note	Group		Bank	
		31.12.2023	31.12.2022 *Restated	31.12.2023	31.12.2022* Restated
Financing activities					
Dividends paid		(704)	(231,745)	(704)	(231,745)
Proceeds from bonds issued		480,000	2,751,896	480,000	2,751,896
Payments of bonds issued		-	(1,768,432)	-	(280,500)
Repayments of loans from banks		(3,349,718)	(1,347,756)	(264,648)	(218,175)
Drawdowns from loans from banks		4,265,962	2,914,975	-	492,947
Repayment of the lease liabilities	44	(82,492)	(73,630)	(79,988)	(70,135)
Net cash from financing activities		1,313,048	2,245,308	134,660	2,444,288
Net increase in cash and cash equivalents		3,632,288	5,135,111	3,632,215	5,134,801
Cash and cash equivalents at 1 January - gross value		16,459,052	11,270,506	16,458,822	11,270,425
Effect of foreign exchange rate changes		20,848	53,435	20,842	53,596
Cash and cash equivalents at 31 December - gross value	18	20,112,188	16,459,052	20,111,879	16,458,822
Impairment allowance		(6,135)	(2,883)	(6,134)	(2,882)
Cash and cash equivalents at 31 December -net value	18	20,106,053	16,456,169	20,105,745	16,455,940

* The comparative information has been restated as described in note 3.

Cash flow from operating activities include:

In RON thousands	Note	Group		Bank	
		31.12.2023	31.12.2022 *Restated	31.12.2023	31.12.2022* Restated
Interest received		3,809,279	2,420,080	3,300,754	2,052,992
Interest paid		(1,523,852)	(706,784)	(1,276,291)	(619,477)

* The comparative information has been restated as described in note 3.

The consolidated and separate financial statements were approved by the Management Board on March 06, 2023 and were signed on its behalf by:

Mrs. Mihaela Lupu
Chief Executive Officer



Mr. Dimitar Todorov
Executive Vice-President



1. REPORTING ENTITY

The UniCredit Group (the “Group”) consists of UniCredit Bank S.A. (the “Bank”) as mother company and its subsidiaries, UniCredit Consumer Financing IFN S.A. (“UCFIN”), UniCredit Leasing Corporation IFN S.A (“UCLC”) and UniCredit Insurance Broker S.R.L. (“UCIB”). These consolidated financial statements comprise the Bank and its subsidiaries.

UniCredit Bank S.A. (the “Bank”), having its current registered office at 1F, Expozitiei Boulevard, District 1, Bucharest, Romania was established as a Romanian commercial bank on 1 June 2007 upon the merger by acquisition of the former UniCredit Romania S.A. (the absorbed bank) by Banca Comerciala HVB Tiriac S.A. (the absorbing bank) and is licensed by the National Bank of Romania to conduct banking activities.

The Bank provides retail and commercial banking services in Romanian Lei (“RON”) and foreign currency for private individuals and companies. These include: accounts opening, domestic and international payments, foreign exchange transactions, working capital finance, medium and long term credit facilities, retail loans, bank guarantees, letter of credits and documentary collections.

UniCredit Bank S.A. is directly controlled by UniCredit SpA (Italy), with registered office in Milano, Piazza Gae Aulenti, 3.

The Bank is exercising direct and indirect control over the following subsidiaries:

- UniCredit Consumer Financing IFN S.A. („UCFIN”), having its current registered office at 1F, Expozitiei Boulevard, 6th floor, District 1, Bucharest, Romania, provides consumer finance loans to individual clients. The Bank has a shareholding of 50.10% in UCFIN since January 2013.
- UniCredit Leasing Corporation IFN S.A. (“UCLC”), having its headquarters in 1F, Expozitiei Boulevard, 1st, 7th and 8th floor, District 1, Bucharest, Romania, provides financial leasing services to corporate clients and individuals. UCLC, the former associate, has become the Bank's subsidiary since April 2014 when the Bank gained indirect control of 99.95% (direct control: 99.90%). The Bank's indirect controlling interest as of 31 December 2023 is 99.98% (direct control: 99.96%) as a result of the merger by absorption of UniCredit Leasing Romania SA (“UCLRO”) by UCLC finalized in June 2015, the date at which UCLRO was absorbed by UCLC.
- UniCredit Insurance Broker S.R.L. (“UCIB”), having its current registered office at 1F, Expozitiei Boulevard, 8th floor, District 1, Bucharest, Romania, intermediates insurance policies related to leasing activities to legal entities and individuals, and became a subsidiary of the Bank beginning with 31 December 2020. The Bank has an indirect controlling interest of 99.98% through UCLC that owns 100% UCIB.

As at 31 December 2023 the Group carried out its activity in Romania through its Head Office located in Bucharest and through its network, having 168 branches/Bank 166 branches (31 December 2022: Group 164 branches/Bank 162 branches) in Bucharest and in the country.

UniCredit Bank S.A. is directly consolidated by UniCredit SpA (Italy) which is the ultimate parent of the Group, with registered office in Milano, Piazza Gae Aulenti, 3, and a copy of Financial Statements of the UniCredit S.p.A. can be found at following address: <https://www.unicreditgroup.eu/en/investors/financial-reporting/financial-reports.html>.

2. BASIS OF PREPARATION

a. Statement of compliance

The separate financial statements of the Bank and the consolidated financial statements of the UniCredit Group have been prepared in accordance with International Financial Reporting Standards (“IFRS”) as endorsed by the European Union and with provisions of Order 27/2010 issued by National Bank of Romania for approval of accounting regulations in accordance with International Financial Reporting Standards as endorsed by European Union, with subsequent amendments.

The separate financial statements of the Bank and the consolidated financial statements of the UniCredit Group are prepared on a going concern basis, as management is satisfied that the Group has adequate resources to continue as a going concern for the foreseeable future. In making this assessment, management has considered a wide range of information including projections of profitability, regulatory capital requirements and funding needs. The assessment also includes consideration of reasonably possible downside economic scenarios and their potential impacts on the profitability, capital and liquidity of the Group.

b. Basis of measurement

The consolidated and separate financial statements have been prepared as follows:

Items	Measurement basis
Financial instruments at fair value through profit or loss	Fair value
Loans and advances to customers	Amortized cost
Financial assets (debt instruments) at amortized cost	Amortized cost
Financial assets at fair value through other comprehensive income	Fair value
Lands and buildings	Revaluated amount
Other fixed assets and intangible assets	Cost
Derivatives designated as hedging instruments	Fair value
Financial assets and financial liabilities designated as hedged items in qualifying fair value hedging relationships	Amortized cost adjusted for hedging gain or loss

c. Functional and presentation currency

The consolidated and separate financial statements are presented in Romanian Lei (“RON”), which is the functional and presentation currency. All values are rounded to the nearest RON thousands, except when otherwise indicated. The tables in these consolidated and separate financial statements may contain rounding differences.

d. Use of estimates and judgements

The preparation of the consolidated and separate financial statements requires management to make judgements, estimates and assumptions that affect the application of policies and reported amounts of assets and liabilities, income and expenses. Actual results may differ from these estimates.

The estimates and underlying assumptions are reviewed on an ongoing basis. Revisions to accounting estimates are recognized in the period in which the estimate is revised if the revision affects only that period or in the period of the revision and future periods if the revision affects both current and future periods.

In particular, information about significant areas of estimation uncertainty and critical judgments made by management in applying accounting policies that have the most significant effect on the amount recognized in the consolidated and separate financial statements are described in notes 4 and 5.

e. Foreign currency

Transactions in foreign currencies are translated at the foreign exchange rate ruling at the date of the transaction.

Monetary assets and liabilities denominated in foreign currencies at the end of reporting period are translated to RON at the foreign exchange rate ruling at that date. Foreign exchange differences arising on translation are recognized in the income statement.

Non-monetary assets and liabilities that are measured in terms of historical cost in a foreign currency are translated using the exchange rate at the date of the transaction.

Non-monetary assets and liabilities denominated in foreign currencies that are stated at fair value are translated to RON at foreign exchange rates ruling at the dates when the fair value was determined.

2. BASIS OF PREPARATION (continued)

e) Foreign currency (continued)

The exchange rates of major foreign currencies were:

Currencies	31 December 2023	31 December 2022	Variation
Euro (EUR)	1: RON 4.9746	1: RON 4.9474	0.55%
Dollar USA (USD)	1: RON 4.4958	1: RON 4.6346	-2.99%

f. Accounting for the effect of hyperinflation

Romania has previously experienced relatively high levels of inflation and was considered to be hyperinflationary as defined by IAS 29 “Financial Reporting in Hyperinflationary Economies” (“IAS 29”). IAS 29 requires that the financial statements prepared in the currency of a hyperinflationary economy to be restated in terms of the measuring unit current at the end of reporting period (i.e. non-monetary items are restated using a general price index from the date of acquisition or contribution). As the characteristics of the economic environment of Romania indicate that hyperinflation has ceased, effective from 1 January 2004, the Group no longer applies the provisions of IAS 29.

Accordingly, the amounts expressed in the measuring unit current at 31 December 2003 are treated as the basis for the carrying amounts in these consolidated and separate financial statements.

g. Basis of consolidation

Subsidiaries

Subsidiaries are entities controlled by the Group. The Group controls an investee if and only if the investor has all of the following elements:

- power over the investee, the investor has existing rights that give it the ability to direct the relevant activities (the activities that significantly affect the investee's returns);
- exposure, or rights, to variable returns from its involvement with the investee;
- the ability to use its power over the investee to affect the amount of the investor's returns.

In assessing control, potential voting rights that presently are exercisable or convertible are taken into account.

The financial statements of subsidiaries are included in the consolidated and separate financial statements from the date that control commences until the date that control ceases.

As of 31 December 2023 and 31 December 2022, The Group consists of the Bank and its subsidiaries UCFIN, UCLC and UCIB.

Non-controlling interest are measured initially at their proportionate share of the acquiree's identifiable net assets at the date of acquisition.

Changes in the Group's interest in a subsidiary that do not result in a loss of control are accounted for as equity transactions.

When the Group loses control over a subsidiary, it derecognises the assets and liabilities of the subsidiary, and any related non-controlling interest and other components of equity. Any resulting gain or loss is recognised in profit or loss. Any interest retained in the former subsidiary is measured at fair value when control is lost.

Transactions eliminated on consolidation

Intra-group balances and transactions, and any unrealized gains arising from intra-group transactions have been eliminated in preparing the consolidated financial statements. Unrealized gains arising from transactions with associates are eliminated to the extent of the Group's interest in the enterprise. Unrealized gains arising from transactions with associates are eliminated against the investment in the associate. Unrealized losses are eliminated in the same way as unrealized gains, but only to the extent that there is no evidence of impairment.

3. MATERIAL ACCOUNTING POLICIES

The accounting policies described below have been applied consistently over the periods presented in these consolidated and separate financial statements and have been consistently applied within the Group.

Restatement of amounts presented in the prior year consolidated and separate financial statements

In 2023 the Group/Bank reviewed the consolidated/separate statement of cash flow. The result of the review led to change in the presentation of cash flows from investment in debt securities measured at fair value through other comprehensive income, which are reported as part of the investment activities. Previously the cash inflows and cash outflows were reported net. After the change the cash inflow and cash outflow are presented separately in the investing activities. The previous period was adjusted as presented in the table below. As a result, from of the described change, the financial statements provide more relevant information about the cash flows. The change does not have impact on net profit, net assets of the Group/Bank.

• Consolidated and separate statement of cash flows

In RON thousands	Group			Bank		
	31.12.2022 Published	31.12.2022 Restatement	31.12.2022 *Restated	31.12.2022 Published	31.12.2022 Restatement	31.12.2022 *Restated
(Decrease)/Increase in financial assets at fair value through other comprehensive income	(354,592)	354,592	-	(354,592)	354,592	-
Proceeds on disposal of financial assets at fair value through other comprehensive income	-	74,146	74,146	-	74,146	74,146
Acquisition of financial assets at fair value through other comprehensive income	-	(428,738)	(428,738)	-	(428,738)	(428,738)

(i) The “(Decrease)/Increase in financial assets at fair value through other comprehensive income” caption in amount of -354,592 RON thousands for the Group/Bank was split between:

- “Proceeds on disposal of financial assets at fair value through other comprehensive income” caption in amount of 74,146 RON thousands for the Group/Bank;
- “Acquisition of financial assets at fair value through other comprehensive income” caption in amount of -428,738 RON thousands for the Group/Bank.

a. Financial instruments – initial recognition and initial measurement

Purchases or sales of financial assets that require delivery of assets within the time frame generally established by regulation or convention in the marketplace are recognized on the settlement date, i.e. the date on which the agreement is settled by delivery of assets that are subject of the agreement.

Any change in the fair value of the asset to be received during the period between the trade date and the settlement date is not recognized for assets carried at cost or amortized cost (other than impairment losses). For assets carried at fair value, however, the change in fair value shall be recognized in profit or loss or in other comprehensive income, as appropriate.

Derivatives are recognized on trade date basis, i.e. the date that the Group commits to purchase or sell the asset.

A financial asset or a financial liability is measured initially at fair value plus transaction costs that are directly attributable to its acquisition/issue (for an item which is not at fair value through profit or loss).

3. MATERIAL ACCOUNTING POLICIES (continued)

b. Financial instruments - Classification

Business model analysis was performed by mapping the areas of activity of the Group and the allocation of each particular business model. In this respect, the business fields that make up the Group's portfolio have been attributed business models "held to collect" or "held to collect and sell", depending on the ownership intentions and way of managing the portfolios.

The business areas that compose the Group's trading portfolio have been assigned an "other" business model in order to reflect trading intentions.

For the purposes of classifying financial instruments in the new categories envisaged by IFRS9, the business model analysis must be complemented by an analysis of contractual flows ("SPPI Test").

In this regard, the Group has developed systems and processes to analyse the portfolio of debt securities and loans in place and assess whether the characteristics of contractual cash flows allow for measurement at amortized cost ("held-to-collect" portfolio) or at fair value with effect on comprehensive income ("held-to-collect and sell" portfolio). The analysis in question was carried out both by contract and by defining specific clusters based on the characteristics of the transactions and using a specific internally developed tool ("SPPI Tool") to analyse the contract features with respect to IFRS 9 requirements.

In application of the rules, the Group's financial assets and liabilities have been classified as follows:

Financial assets

At inception date, a financial asset is classified in one of the following categories:

- at fair value through profit or loss - held for trading (see note 3.b1.i);
- designated at fair value through profit or loss (see note 3.b1.iii);
- at fair value through Other Comprehensive Income (see note 3.b3);
- at amortised cost (see note 3.b2).

Financial liabilities

At inception date, a financial liability is classified in one of the following categories:

- measured at amortised cost (see note 3.b2);
- at fair value through profit or loss - held for trading (see note 3.b1.ii);
- designated at fair value through profit and loss (see note 3.b1.iii).

b1. Financial assets and financial liabilities at fair value through profit and loss account

(i) Financial assets held for trading

A financial asset is classified as held for trading if it is:

- acquired or incurred principally for the purpose of selling or repurchasing it in the short term;
- part of a portfolio of identified financial instruments that are managed together and for which there is evidence of a recent actual pattern of short-term profit-taking;
- a derivative contract not designated under hedge accounting, including derivatives with positive fair value embedded in financial liabilities other than those valued at fair value with recognition of income effects through profit or loss.

As other financial instruments, on initial recognition, at settlement date, a held-for-trading financial asset is measured at its fair value, usually equal to the amount paid, excluding transaction costs and revenue, which are recognized in profit and loss although directly attributable to the financial assets. Trading book derivatives are recognized at trade date. After initial recognition these financial assets are measured at their fair value through profit or loss.

3. MATERIAL ACCOUNTING POLICIES (continued)

b. Financial instruments - Classification (continued)

b1. Financial assets and financial liabilities at fair value through profit and loss account (continued)

(i) Financial assets held for trading (continued)

A derivative is a financial instrument or other contract that has all three of the following characteristics:

- its value changes in response to the change in a specified interest rate, financial instrument price, commodity price, foreign exchange rate, index of prices or rates, credit rating or credit index, or other variable (usually called the 'underlying') provided that in case of non-financial variable, this is not specific of one of the parties to the contract;
- it requires no initial net investment or an initial net investment that is smaller than would be required for other types of contracts that would be expected to have a similar response to changes in market factors;
- it is settled at a future date.

An embedded derivative is a component of a hybrid (combined) instrument that also includes a non-derivative host contract, with the effect that some of the cash flows of the combined instrument vary in a way similar to a stand-alone derivative. When a hybrid contract contains a host that is a financial liability or a contract that is not in the scope of IFRS 9, the hybrid contract is assessed to determine whether the embedded derivative(s) is (are) required to be separated from the host contract (bifurcated) in accordance with IFRS 9.

An embedded derivative is separated from financial liabilities other than those measured at fair value through profit or loss and from non-financial instruments, and is recognized as a derivative, if:

- the economic characteristics and risks of the embedded derivative are not closely related to those of the host contract;
- a separate instrument with the same terms as the embedded derivative would meet the definition of a derivative; and
- the hybrid (combined) instrument is not measured entirely at fair value through profit or loss.

When an embedded derivative is separated, the host contract is accounted for according to its accounting classification.

(ii) Financial liabilities held for trading

Financial liabilities held for trading include:

- derivatives that are not designated as hedging instruments;
- obligations to deliver financial assets borrowed by a short seller (i.e. an entity that sells financial assets it does not yet own);
- financial liabilities issued with an intention to repurchase them in the short term;
- financial liabilities that are part of a portfolio of financial instruments considered as a unit and for which there is evidence of a recent pattern of trading.

Financial liabilities held for trading, including derivatives, are measured at fair value on initial recognition and during the life of the transaction.

The Group has trading instruments at 31 December 2023 and 31 December 2022: held for trading financial instruments, derivative assets and derivative liabilities incurred in transactions with customers and economically covered with back - to - back transactions within UniCredit SpA Group.

3. MATERIAL ACCOUNTING POLICIES (continued)

b. Financial instruments - Classification (continued)

b1. Financial assets and financial liabilities at fair value through profit and loss account (continued)

(iii) Financial assets and financial liabilities designated at fair value through profit and loss account

A non-derivative financial asset can be designated at fair value through profit and loss account if the designation avoids accounting mismatches that arise from measuring assets and associated liabilities according to different measurement criteria.

Financial liabilities, like financial assets, may also be designated, according to IFRS 9, on initial recognition as measured at fair value through profit and loss account, provided that:

- this designation eliminates or considerably reduces an accounting or measurement inconsistency that would arise from the application of different methods of measurement to assets and liabilities and related gains or losses; or
- a group of financial assets, financial liabilities or both are managed and measured at fair value under risk management or investment strategy which is internally documented with the entity's key management personnel.

This category may also include financial liabilities represented by hybrid (combined) instruments containing embedded derivatives that otherwise should have been separated from the host contract. Financial assets and liabilities presented in this category are measured at fair value at initial recognition and for the life of the transaction.

The Group designates financial assets and liabilities at fair value through profit and loss when either:

- the assets and liabilities are managed, evaluated and reported internally on a fair value basis;
- the designation eliminates or significantly reduces an accounting mismatch which would otherwise arise; or
- the asset or liability contains an embedded derivative that significantly modifies the cash flows that would otherwise be required under the contract.

As of 31 December 2023 and 31 December 2022, the Group did not designate any assets or liabilities at fair value through profit and loss.

(iv) Other financial assets mandatorily at fair value

A financial asset is classified as financial asset mandatorily at fair value if it does not meet the conditions, in terms of business model or cash flow characteristics, for being measured at amortized cost or at fair value through other comprehensive income.

The following type of assets can be classified in this portfolio:

- debt instruments, securities and loans for which the business model is neither held to collect nor held to collect and sell but which are not part of the trading portfolio;
- debt instruments, securities and loans with cash flows that are not solely payment of principal and interest;
- units in investment funds;
- equity instruments for which the Group does not apply the option granted by the standard of valuing these instruments at fair value through other comprehensive income.

The Group classified as financial assets mandatorily at fair value through profit and loss account (FVTPL) the portfolio of VISA Inc Series A and Series C preferred shares. The fair value is estimated using the methodology provided by the parent company UniCredit SpA and is based on the closing price of VISA Inc. common shares quoted on New York Stock Exchange. Series A preferred shares were obtained through partial conversion of Series C preferred shares following instructions received from VISA Inc. VISA Inc shares class C are classified as "Debt Instruments – Financial assets at fair value through profit and loss" at the date of the conversion. Please see note 3.0 and note 19 for presentation and additional details.

3. MATERIAL ACCOUNTING POLICIES (continued)

b. Financial instruments - Classification (continued)

b2. Financial assets and financial liabilities at amortized cost

A financial asset is classified within the financial assets measured at amortized cost if:

- its business model is held to collect; and
- its cash flows are solely the payment of principal and interest.

Financial assets at amortised cost include loans and receivables with customers and banks, lease receivables and other financial assets such as sundry debtors, amounts in transit from customers and amounts in transit from banks.

On initial recognition, at settlement date, financial assets at amortized cost are measured at fair value, which is usually equal to the consideration paid, plus transaction costs and income directly attributable to the instrument.

After initial recognition at fair value, these assets are measured at amortized cost which requires the recognition of interest on an accrual basis by using the effective interest rate method over the duration of the loan.

Financial liabilities measured at amortized cost comprise financial instruments (other than liabilities held for trading or those designated at fair value) representing the various forms of third-party funding and other financial liabilities i.e. amounts in transit from customers and from other banks and amounts to be paid to suppliers.

These financial liabilities are recognized at settlement date initially at fair value, which is normally the consideration received less transaction costs directly attributable to the financial liability. Subsequently these instruments are measured at amortized cost using the effective interest method.

The difference between the total amount received and the initial fair value of the embedded derivative is attributed to the host contract.

Securities in issue are recognized net of repurchased amounts; the difference between the carrying value of the liability and the amount paid to buy it in is recognized into profit and loss. Subsequent disposal by the issuer is considered as a new issue which doesn't produce gains or losses.

The Bank holds business model of "held to collect" (HTC), being dedicated for fixed income portfolio. The holdings pertain to the Replicating Portfolio, as the respective financial assets are associated to a particular product (Free funds and Non-maturing deposits) and the intention of the Bank is to hold those financial assets until maturity, designating them for the purpose of stabilizing the net interest income of the Bank in a multiyear horizon.

The accounting for the HTC fixed income portfolio is done in accordance with IFRS 9, being measured at amortized cost.

With reference to sales, these are usually not compatible with a business model "held to collect" because it would put in doubt the actual intention of the entity to held the instruments to collect interests and principal cash flows. As a result, there is a presumption that debt instruments classified as HTC are held until maturity or repayment. However, the following kind of sales do not jeopardize the business model held to collect:

- sales that do not determine the accounting derecognition of the financial assets such as in repo contracts;
- sales that occur as a result of a deterioration in credit standing of the financial assets;
- sales that are not significant in value (regardless of the frequency);
- sales that are made close to the maturity of the respective T-Bill;
- sales that are infrequent.

3. MATERIAL ACCOUNTING POLICIES (continued)

b. Financial instruments - Classification (continued)

b3. Financial assets at fair value through comprehensive income

A financial asset is classified as at fair value through comprehensive income if:

- its business model is held to collect and sell;
- its cash flows are solely the payment of principal and interest.

This category also includes equity instruments for which the Group applies the option granted by the standard of valuing the instruments at fair value through other comprehensive income.

On initial recognition, at settlement date, a financial asset is measured at fair value, which is usually equal to the amount paid, plus transaction costs and revenues directly attributable to the instrument.

After initial recognition, the interests accrued on interest-bearing instruments are recorded in the income statement at amortized cost using effective interest rate method.

The gains and losses arising from changes in fair value are recognized in the Statement of comprehensive income and shown under Revaluation reserves in shareholders' equity.

Impairment losses are recorded in the income statement with counterparty in the statement of comprehensive income and shown under Revaluation reserves in shareholders' equity.

In the event of disposal, the accumulated profits and losses are recorded in the income statement.

With respect to equity instruments, earnings and losses arising from changes in fair value are recognized in the statement of comprehensive income and are presented in the revaluation reserves in equity. In the case of disposal, the accumulated profits and losses are recorded in other reserves in shareholders' equity.

In accordance with the provisions of IFRS9, no impairment losses on equity instruments are recognized in the income statement.

c. Financial assets and liabilities – modification and de-recognition

Modifications of financial instruments which cause a change in contractual conditions are accounted for depending on the significance of the contractual change itself.

When renegotiations are not considered significant the gross exposure is re-determined through the calculation of the present value of cash flows following the renegotiation at the original effective interest rate. The difference between the gross exposure before and after renegotiation, adjusted to consider changes in the related loan loss provision, is recognized in P&L as modification gain or loss.

Conversely, renegotiations achieved both by amending the original contract or by closing the old one and opening a new one, are considered significant when there is a substantial modification of the terms of the instrument. A substantial modification may be indicated by several factors, including: a change in the currency, the modified terms are no longer solely payment of principal and interest, replacement of the original debtor with a new debtor, or present value of the new cash flows discounted at the original effective interest rate differs from the present value of the original cash flows by more than 10%.

The Group derecognises a financial asset when the contractual rights to the cash flows from the financial asset expire, or it transfers the rights to receive the contractual cash flows on the financial asset in a transaction in which substantially all the risks and rewards of ownership of the financial asset are transferred. Any interest in transferred financial assets that is created or retained by the Group is recognised as a separate asset or liability.

The Group derecognises a financial liability when its contractual obligations are discharged or cancelled or expired.

The Group enters into transactions whereby it transfers assets recognised on its statement of financial position but retains either all risks or rewards of the transferred assets or a portion of them. If all or substantially all risks and rewards are retained, then the transferred assets are not derecognised from the balance sheet.

Asset transfers with the retention of all or most significant risks and benefits are, for example, securities lending or sale transactions with a redemption clause.

3. MATERIAL ACCOUNTING POLICIES (continued)

c. Financial assets and liabilities modification and de-recognition (continued)

The Group entered into several transactions with UniCredit SpA and other entities within UniCredit Group SpA whereby:

- either UniCredit SpA directly financed some corporate customers, while the Group undertook the role of agent or security agent and payment agent; or
- the Group transferred to UniCredit SpA by means of novation agreements the outstanding amount of certain loans already granted to Romanian corporate customers and also undertook the role of security agent and payment agent.

For most contracts concluded with UniCredit SpA, there is a risk participation agreement by which the Group is obliged to indemnify UniCredit SpA against costs, loss or liability suffered by UniCredit SpA in connection with the relevant contracts to the extent of an agreed percentage of the relevant amounts and up to a limit agreed on a case by case basis.

Loans financed by UniCredit SpA are not recognized in the Group's financial statements (see Note 42 – “Commitments and contingencies”) because the Group has transferred the right to receive cash from these loans, has not retained substantially all the risks and rewards of ownership, and has relinquished control of the asset.

The direct decrease of loans value (write-off) represents the operation of diminishing directly the gross loan value fully covered by impairment allowances and their transfer in the off-balance sheet accounts, where they are monitored until recovered. At the time of depletion, the legal actions for recovery of receivables, the off-balance sheet is removed.

d. Purchased or Originated Credit Impaired - POCI

The amortized cost and the interest income generated by these assets are calculated by considering, in the estimate of future cash flows, the expected credit losses over the entire residual duration of the asset.

This expected loss of credit is subject to a periodic review, resulting in recognition of impairment or write backs.

When on initial recognition an exposure, presented in “Financial assets at fair value through comprehensive income” or “Financial assets at amortized cost”, is non-performing, it is qualified as “Purchased Originated Credit Impaired-POCI”.

Purchased Originated Credit Impaired assets are conventionally classified on initial recognition in Stage 3.

If, as a result of an improvement in the creditworthiness of the counterparty, the assets become "performing" they are presented under Stage 2.

Besides impaired assets acquired, the Group identified as POCI those credit exposures that arise from restructuring impaired exposures that led to the provision of new funding as significant either in absolute terms or in relative terms compared to the original exposure.

e. Amortised cost measurement

The amortised cost of a financial asset or liability is the amount at which the financial asset or liability is measured at initial recognition, minus principal repayments, plus or minus the cumulative amortisation using the effective interest method of any difference between the initial amount recognised and the maturity amount, minus any reduction for impairment.

f. Fair value measurement

Fair value is the price that would be received to sell an asset or paid to transfer a liability in an orderly transaction between market participants at the measurement date in the principal or, in its absence the most advantageous market to which the Group has access at that date. The fair value of a liability reflects its non-performance risk.

When available, the Group measures the fair value of an instrument using the quoted price in an active market for that instrument. A market is regarded as active if transactions for the asset or liability take place with sufficient frequency and volume to provide pricing information on an ongoing basis.

3. MATERIAL ACCOUNTING POLICIES (continued)

f. Fair value measurement (continued)

If a market for a financial instrument is not active, the Group establishes fair value using a valuation technique. Valuation techniques include using recent arm's length transactions between knowledgeable, willing parties (if available), reference to the current fair value of other instruments that are substantially the same, discounted cash flow analyses and option pricing models.

The chosen valuation method should consider as much as possible the available market information, rely less on the Group's estimates, include all factors that market participants take into account in pricing and be in line with the accepted economic methodologies used to determine the prices of financial instruments.

The data on which valuation techniques are based should reasonably reflect market expectations and assess the intrinsic risk-benefit factors of the rated financial instrument.

The best evidence of fair value of financial instruments at initial recognition is the transaction price, i.e. the fair value of the consideration given or received, unless the fair value of the instrument is evidenced by comparison with other observable current market transactions in the same instrument or based on a valuation technique whose variables include observable data from the market and unobservable inputs were the case may be applicable.

The fair value of a demand deposit is not less than the amount payable on demand, discounted from the first date on which the amount could be required to be paid.

When the fair value cannot be reliably estimated, unquoted equity instruments that do not have a quoted market price in an active market are measured at cost and periodically tested for impairment.

g. Identification and measurement of impairment

(i) General topics

Loans and debt securities classified as financial assets at amortized cost, financial assets at fair value through comprehensive income (with the exception of equity instruments) and relevant off-balance sheet exposures are tested for impairment as required by IFRS9.

In this regard, these instruments are classified in stage 1, stage 2 or stage 3 according to their absolute or relative credit quality with respect to initial disbursement. Specifically:

- stage 1: includes (i) newly issued or acquired credit exposures, (ii) exposures for which credit risk has not significantly increased since initial recognition, (iii) exposures having low credit risk (low credit risk exemption);
- stage 2: includes credit exposures that, although performing, have seen their credit risk significantly increasing since initial recognition;
- stage 3: includes impaired credit exposures.

For exposures in stage 1, impairment is equal to the expected loss calculated over a time horizon of up to one year. For exposures in stages 2 or 3, impairment is equal to the expected loss calculated over a time period corresponding to the entire duration of the exposure.

In order to meet the requirements of the standard, the Group has developed specific models to calculate expected loss based on PD, LGD and EAD parameters, used for regulatory purposes and adjusted in order to ensure consistency with the accounting regulations. In this context "forward looking" information was included through the elaboration of specific scenarios.

The Stage Allocation model is a key aspect of the accounting model required to calculate expected credit losses. The Stage Allocation model is based on a combination of relative and absolute elements.

The main elements are:

3. MATERIAL ACCOUNTING POLICIES (continued)

g. Identification and measurement of impairment (continued)

(i) General topics (continued)

- transfer logic quantitative internal model developed: Lifetime PD from the reporting date is being considered together with the lifetime PD as of the origination date valid for the residual maturity from the reporting date and related quantile level in order to assess if stage 2 is applicable; quantitative model is being applied as developed on sub portfolios such as: Group wide models (multinationals, sovereign, banks, project finance) and Local Models: private individuals, corporate with turnover above 3 Mio EUR, retail micro and small corporate with turnover below 3 Mio EUR and corporate real estate. In order to properly capture the risk underlying from revolving facilities, a behavioral maturity model has been developed for revolving facilities;
- absolute elements such as the law requirements (e.g. 30 days past-due);
- additional internal evidence (e.g. Forborne classification, Watch List 2, Watch List 1 clients only in case of real estate with reimbursement directly linked with income from commercial spaces rental, Watch List 1 clients only after a minimum period of time after transfer to the respective category);
- additional criteria for stage 2 allocation such as: obligors with high PD such as 20%, threefold increase in lifetime PD (compared to origination, if PD reaches a level of more than 3 times);
- a 3 months probation period meaning the exposures can return to Stage 1 only after 3 months have passed from the moment when the conditions of Stage 2 allocation are not fulfilled anymore.
- all cases with PD at reporting date lower than 0.3% would be subject to LCRE (low credit risk exception) and kept under Stage 1 if no other qualitative triggers for stage 2 are active.

Regarding debt securities, the Group chooses the application of the low credit risk exemption on investment grade securities. Therefore, on securities portfolio, considering the fact that the instruments are under investment grade, a classification under stage 1 is performed (from quantitative approach). Still, in case of presence of any qualitative criteria, the transactions must be allocated to stage 2.

Allowances for impairment of loans and receivables are based on the present value of expected cash flows of principal and interest. In determining the present value of future cash flows, the basic requirement is the identification of estimated collections, the timing of payments and the discount rate used.

The amount of the loss on impaired exposures classified as non-performing loans and unlikely to pay, according to the categories specified below, is the difference between the carrying amount and the present value of estimated cash flows discounted at the effective interest rate of the financial asset.

For all fixed rate positions, the interest rate thus determined is kept constant in subsequent financial years, while for floating rate positions the interest rate is updated according to contractual terms.

If the effective interest rate cannot be found, or if finding it would be excessively burdensome, the rate that best approximates it is applied, also recurring to "practical expedients" that do not alter the substance and ensure consistency with the international accounting standards.

The time horizon for recovery is estimated based on business plans or forecasts based on historical recovery experience observed for similar classes of loans, considering the customer segment, the type of loan, the type of security and any other factors considered relevant.

Also, the impairment on impaired exposures was calculated as required by IFRS 9 to include (i) the adjustments necessary to arrive at the calculation of a point-in-time and forward-looking loss; and (ii) multiple scenarios applicable to this type of exposure.

(ii) Parameters and risk definitions used for calculating value adjustments

As mentioned in the previous paragraph, the Group has developed specific models for calculating the expected loss; such models are based on the parameters of PD, LGD and EAD and on the effective interest rate. In particular:

3. MATERIAL ACCOUNTING POLICIES (continued)

g. Identification and measurement of impairment (continued)

(ii) Parameters and risk definitions used for calculating value adjustments (continued)

- the PD (Probability of Default), represents the probability of occurrence of an event of default of the credit exposure, in a defined time lag (i.e. 1 year);
- the LGD (Loss Given Default), represents the percentage of the estimated loss, and thus the expected rate of recovery, at the date of occurrence of the default event of the credit exposure;
- the EAD (Exposure at Default), represents the measure of the exposure at the time of the event of default of the credit exposure;
- the Effective interest rate is the discount rate that expresses of the time value of money.

Such parameters are calculated based on the corresponding parameters used for regulatory purposes, with specific adjustments in order to ensure consistency between accounting and regulatory treatment despite different regulatory requirements. Main adjustments were in regard of:

- removing conservatism required for regulatory purposes;
- introducing “point-in-time” adjustments to replace “through-the-cycle” adjustments required for regulatory purposes;
- including “forward looking” information;
- expanding credit risk parameters to a multiannual perspective.

With reference to lifetime PD, through-the-cycle PD curves obtained by adjusting observed cumulated default rates were calibrated in order to reflect point-in-time and forward-looking forecasts on portfolio default rates.

The recovery rate incorporated in LGD over the cycle has been adjusted to eliminate conservatism and to reflect the current trend in recovery rates as well as expectations of future discounted rates at the effective interest rate or best approximation.

The lifetime EAD has been obtained by extending the 1 year regulatory or managerial model, removing margin of conservatism and including expectation about future drawing levels.

With reference to the qualitative component of the model for stage allocation, the Bank has adopted a statistical approach based on a quantiles regression whose objective is to define a threshold in terms of maximum variation acceptable between the PD at the time of origination and the PD assessed at the reporting date. The variable objective of the regressive model is thus the change between the PD at the reporting date compared to the one at the date of origination while the explicative variables are factors such as the age of the transaction, the PD at the date of origination, etc.

A key component of the model is the definition of the quantile that identifies the amount of Stage 2 expected on average in the long-run and that affects the determination of the threshold of change in PD after which the transaction is classified in Stage 2. The average quantile in the long run is determined based on the expected average of deterioration of the portfolio determined by the rate of defaults as in any other deterioration stage (i.e.: 30 days past due).

The amount of exposures classified in Stage 2 at each reporting date will be around the quantile identified for the long run based on the economic conditions at the time and on the future expectations about the evolution of the economic cycle.

With reference to stage 3, it should be noted that it includes impaired exposures corresponding to the aggregate Non-Performing Exposures as ITS EBA (EBA/ ITS/ 2013/ 03/ rev1 24/7/2014).

EBA has defined as “Non-Performing” exposures that meet one or both of the following criteria:

- material exposures more than 90 days past due;
- exposures for which the bank values that is unlikely that the debtor would pay in full his credit obligations without recurring to enforcement and realization of collaterals, regardless of past due exposures and the number of days the exposure is past due.

3. MATERIAL ACCOUNTING POLICIES (continued)

g. Identification and measurement of impairment (continued)

(ii) Parameters and risk definitions used for calculating value adjustments (continued)

Starting with 2021, the Bank implemented the new definition of default, in accordance with the requirements of EBA Guide GL / 2016/07 on the application of the definition of default and in conjunction with the requirements of the NBR Regulation no. 5/2013 on prudential requirements for credit institutions, with subsequent amendments and completions.

The significance threshold of the obligations from past due loans was aligned, at the level set up by Regulation no. 5/2018 amending and supplementing the Regulation of the National Bank of Romania no. 5/2013 regarding prudential requirements for credit institutions, as follows:

The materiality threshold for credit obligations past due, for retail exposures:

- a) the level of the relative component of the materiality threshold is 1 %;
- b) the level of the absolute component of the materiality threshold is 150 lei;

The materiality threshold for credit obligations past due, for exposures other than retail exposures:

- a) the level of the relative component of the materiality threshold is 1 %;
- b) the level of the absolute component of the materiality threshold is 1 000 lei;

During 2021, PD models on all segments were recalibrated with new DOD (using historical data restated with new default rules) and implemented within dedicated rating systems.

(iii) Prospective information for the calculation of value adjustments

The expected credit loss deriving from the parameters described in the previous paragraph considers macroeconomic forecasts through the application of multiple scenarios to the “forward looking” components in order to compensate the partial non-linearity naturally present in the correlation between macroeconomic changes and credit risk. Specifically, the non-linearity effect was incorporated through the estimation of an overlay factor directly applied to the portfolio Expected Credit Loss.

The process defined to include macroeconomic multiple scenarios is fully consistent with macroeconomic forecast processes used by the Group for additional risk management objectives (as for example processes adopted to calculate expected credit losses from macroeconomic forecasts based on EBA stress test and ICAAP Framework) and also took advantage of independent UniCredit Research function. The starting point was therefore fully aligned while the application is differentiated in order to comply with different requirements using internal scenarios only.

In particular, UniCredit Group has selected three macroeconomic scenarios to determine the forward looking component, a baseline scenario, a positive scenario and a negative scenario. The probabilities are set for 31 December 2023 at 60% for the baseline scenario, 40% for the negative scenario and 0% for the positive scenario (31 December 2022: 60% for the baseline scenario, 40% for the negative scenario and 0% for the positive scenario).

The baseline scenario (“Baseline”) is the main scenario and, indeed, is expected to be the one with the highest likelihood of occurrence and is coherent with the assumptions used in the planning processes. The positive and the negative scenario represent alternative occurrences, either better or worse when compared to the baseline scenario in terms of evolution of the economies of the countries where the Group operates.

The baseline scenario (“Mild Recession”) (probabilities set at 60%) considering the followings:

- Baseline scenario reflects weak growth expected for next quarters as tighter financing conditions dampen activity. Disinflation on track, with headline inflation on a declining path but still well above target in most of the countries up to 2026. High prices generally eroded real income.
- No material gas rationing in most of countries. Country’s counter actions (high storage level and gas savings) in total are assumed to be able to compensate a very low (also a shutdown at a certain moment) of the gas supply from Russia.
- The scenario is characterized by still high energy prices and weak global trade.

3. MATERIAL ACCOUNTING POLICIES (continued)

g. Identification and measurement of impairment (continued)

(iii) Prospective information for the calculation of value adjustments (continued)

- A still restrictive ECB policy is considered. ECB rates expected to remain at 400 bps in 4Q23, stable up to mid-2024 and reducing subsequently.

- In terms of policy rates, the tightening cycle seems at the end with some cuts expected from 2024 impacting on interbank rates.

The table below summarizes the main macroeconomic indicators included in the baseline economic scenarios used at 31 December 2023:

Country	Macroeconomic scenario	Base scenario		
		2024	2025	2026
Romania	Real GDP, yoy % change	3.2	4.1	4.1
Romania	Inflation (CPI) yoy, eop	5.7	4.2	3.5
Romania	Unemployment rate, %	5.5	5.0	4.7
Romania	Short term rate, eop	5.7	4.0	3.0
Romania	Long-term interest rates 10y (%)	6.0	5.5	5.0
Romania	House Price Index, yoy % change	4.0	5.0	4.7

The table below summarizes the main macroeconomic indicators included in the baseline economic scenarios used at 31 December 2022:

Country	Macroeconomic scenario	Base scenario		
		2023	2024	2025
Romania	Real GDP, yoy % change	1.0	3.2	4.0
Romania	Inflation (CPI) yoy, eop	8.4	3.5	3.0
Romania	Unemployment rate, %	4.8	5.2	5.0
Romania	Short term rate, eop	6.38	5.33	3.00
Romania	Long-term interest rates 10y (%)	7.3	5.5	4.8
Romania	House Price Index, yoy % change	4.8	4.5	4.5

The Negative Scenario (“Severe Recession”) has a probability set at 40% and considering the following:

- In the Recession scenario all economies in CEE zone experience a contraction in 2024, and a recovery in 2025. Roughly half of cumulative shocks, on average, will come from the spillovers from the eurozone while the rest is caused by country-specific factors. Due to the currency depreciation, it is assumed the shock to be inflationary, with higher average inflation compared to the baseline in 2024 and 2025.

- Currencies with flexible exchange rates are generally at more depreciated level compared to the baseline in all years.

The table below summarizes the main macroeconomic indicators included in the adverse economic scenarios used at 31 December 2023:

Country	Macroeconomic scenario	Adverse scenario		
		2024	2025	2026
Romania	Real GDP, yoy % change	-1.1	2.7	4.8
Romania	Inflation (CPI) yoy, eop	7.5	3.5	3.5
Romania	Unemployment rate, %	6.8	6.4	6.1
Romania	Short term rate, eop	5.7	4.0	3.0
Romania	Long-term interest rates 10y (%)	6.5	5.3	5.0
Romania	House Price Index, yoy % change	3.7	4.4	5.0

3. POLITICI CONTABILE MATERIALE (continuare)

g. Identificarea si evaluarea deprecierii (continuare)

(iii) Prospective information for the calculation of value adjustments (continued)

The table below summarizes the main macroeconomic indicators included in the adverse economic scenarios used at 31 December 2022:

Country	Macroeconomic scenario	Adverse scenario		
		2023	2024	2025
Romania	Real GDP, yoy % change	-3.6	3.2	4.0
Romania	Inflation (CPI) yoy, eop	11.2	4.5	3.5
Romania	Unemployment rate, %	6.6	6.2	5.9
Romania	Short term rate, eop	8.47	6.80	6.13
Romania	Long-term interest rates 10y (%)	9.0	6.8	6.8
Romania	House Price Index, yoy % change	1.6	6.5	4.5

The forecasts in terms of changes in the “Default rate” and in the “Recovery Rate” provided by the Stress Test functions are included within the PD and LGD parameters during calibration. Credit parameters indeed, are normally calibrated over a horizon that considers the entire economic cycle (“Through-the-cycle – TTC”), it is thus necessary a “Point-in-time – PIT” calibration and a “Forward-looking – FL” one that allows to reflect in those credit parameters the current situation and the expectations about the future evolution of the economic cycle.

In this regard, the PD parameter is calculated through a normal calibration procedure, such as logistic regression, using as anchorage point an arithmetic average among the latest default rates observed on the portfolio and the insolvency rates foreseen by the Stress Test function. The PD determined in such way will lose his through the cycle nature in favor of a Point in time and Forward looking philosophy.

The LGD parameter is made Point in time through a scalar factor that allows taking into account the ratio between average recoveries throughout the period and recoveries achieved in previous years. The inclusion of forecast within the LGD parameter is performed by adjusting the yearly “recovery rate” implicit in this parameter to take into account the expectations of variations of recovery rates provided by the Stress Test function.

Geopolitical overlay resulting from Russia-Ukraine crisis

During 2022, the uncertainties on the economic activities arising from Covid-19 pandemics progressively faded away as demonstrated by the lifting of the restrictive measures put in place by the governments to counteract the pandemic. As well, also the supply chain risk has started to decrease in relevance, given the evolving new geo-political context. Indeed, the start of the Russian-Ukraine conflict acted as a headwind to the economic growth. Indeed, the spill over effects of Russian and Ukraine crises continued leading to revise the outlook for the euro area economy, also pushing up inflationary pressures and interest rates.

In order to factor-in into the risks underlying the sharp rise in energy costs, inflation and interest rates for both corporate and private individuals, the geopolitical overlay was adopted during 2022. Considering the high level of uncertainty with regard to the evolution of the geo-political tension, heightened by the Middle-East crises outbreak in October 2023, and potential related effect on energy supply chains, coupled with interest rates expected to remain on steadily high level, UniCredit stance for YE-2023 is to keep Geo-Political Overlay fully in place in all its components (Corporate, Energy Intensive, Retail Unpaid1 and Retail Floating Rate), purely managing the ordinary maintenance process in terms of absorption of default inflows and rescaling of overlay amount according to variation of application portfolio, postponing future evaluations according to evolution of the situation.

In this regard, the adoption of this overlay is a complementary measure to the IFRS9 models that, by their structure, have been already properly and directly proving to recognize the effect of geo-political crises. In this context, while IFRS 9 models and in particular satellite models are able to capture the effect of macro-economic scenario at portfolio level, the geopolitical overlay act on specific sub-portfolios considered particularly vulnerable in case contingent situation may evolve to severe stressed conditions.

3. MATERIAL ACCOUNTING POLICIES (continued)

g. Identification and measurement of impairment (continued)

(iii) Prospective information for the calculation of value adjustments (continued)

As of 31 December 2023 the geopolitical overlay amount to 120 million RON on standalone basis and 184 million RON on consolidated basis (31 December 2022: 149 million RON on standalone basis and 223 million RON on consolidated basis), additional impact in LLP, and is broken-down according to the following components:

- Corporate energy-intensive industry sectors prone to be more affected by spill over effects linked to Russia - Ukraine crisis, specifically affecting the energy supply and related price soaring.
- Retail clients, for: (i) floating rate mortgages (not having overdue instalments), given the sensitiveness in this context of increasing interest rate / inflation, and (ii) at least 1 unpaid instalment on their exposures, considered a perimeter with already difficulties in payments and as such particularly vulnerable in this specific contingency.

With the aim of maintaining the Geo-political overlay for the months following its implementation, calculated as of November 2022, the following approach is being applied:

- November 2022 Additional ECL is used as a starting point for the computation of the overlay to be applied in the subsequent months.
- Each month the additional ECL corresponding to exposures shifted to default are identified and the corresponding additional ECL is deducted from the total additional ECL computed as of November 2022. An updated additional ECL value is then computed.
- Based on the updated additional ECL value and on each month ECL (ECL value pre-application of the geo-political overlay) the overlay value should be recomputed.

As far as the calculation is concerned, credit exposures belonging to the above categories are identified according to their specific features. Starting from this, satellite models are run by applying - as macro-economic conditions - the Multi Year Plan recessive scenario to determine the adjustment to be applied to the default rate. Such adjusted default rate is then applied to the relevant categories to estimate the expected new inflows of defaulted exposure, whose LLPs are then calculated according to the average coverage rate applied to Unlikely to Pay.

Commercial Real Estate Financing / IPRE / Construction perimeter Overlay

In light of interest rates steadily remaining on higher level and plunging of real estate assets value due to contractions of the sector, an increasing Real Estate Risk has been arisen leading Commercial Real Estate financing perimeter as particularly vulnerable in case of stressed severe evolution of scenario, both in terms of:

- Default risk due to impacted debt repayment capacity as a consequence of higher interest rates, impacting also refinancing of real estate loans.
- Recovery risk due to lower values of real estate assets.

In order to factor-in into the LLP the above mentioned downside risks strongly affecting Commercial Real Estate Financing / IPRE / Construction perimeter a new overlay was introduced starting from YE 2023. As for the Geo-political overlay, the adoption of this overlay is a complementary measure to the IFRS9 models that, by their structure, have already properly and directly proved to recognize the effect of the rise in inflation and interest rates. As such the CREF overlay has the aim to get ready in case of severe stressed evolution of the scenario such to make this perimeter potentially affected in a significant way in light of its expected higher vulnerability.

As of 31 December 2023 the CREF overlay amount to 80 million RON on standalone basis and 110 million RON on consolidated basis, additional impact in LLP stock.

3. MATERIAL ACCOUNTING POLICIES (continued)

g. Identification and measurement of impairment (continued)

(iii) Prospective information for the calculation of value adjustments (continued)

Bullet and balloon methodology

Bullet and balloon products are defined as the products for which the payment of principal (or a significant part of the initial principal granted) is performed at end of the maturity of the financial instrument, whereas the payment of interests (or payment of the interest and low level of principal) is performed during amortization schedule.

In order to cope with the characteristics of the Bullet / Balloon products, a correction to the PD Lifetime is applied by keeping fixed the full maturity at inception (thus sterilizing the time effect assuming that the lifetime riskiness does not reduce as time passes, as per amortizing loan). In this way the PD Lifetime results higher thus recognizing:

- the significant loan payment close to maturity -> the adoption of higher PD Lifetime will be prone to make higher the allocation in Stage 2. Furthermore, the EAD fractioning has been removed since these products are characterized by a significant loan payment close to maturity.
- the potential re-financing risk -> by keeping fixed the PD Lifetime over the initial full maturity, that will be representative of the lifetime risk over the full maturity of the instrument, the risk of a re-financing at portfolio level will be inherently considered.

The impact of this change was only on Bank standalone side of RON 35.9 million additional LLP as of December 2022, implemented via a dedicated overlay (with no stage reclassification). Following final granular implementation performed in 2023 (including also stage reclassification), additional LLP charge of 5.9 MIL RON was booked.

Individual Assessment for Performing Exposures

Starting with June 2023, Unicredit Bank implemented a dedicated methodology for ECL individual assessment for significant exposures, in order to better capture within final ECL the characteristics of this perimeter. The additional LLP impact as of June, 2023 was of 18.5 million RON extra charge for the identified perimeter.

h. Derivatives held for risk management purposes and hedge accounting

Derivative financial instruments include interest rate options and exchange rate options, interest rate swaps, currency swaps and forward transactions. The positive fair value of the derivatives is carried as asset and the negative fair value is carried as liability.

Derivatives held for risk management purposes include all derivative assets and liabilities that are not classified as trading assets or liabilities. Derivatives held for risk management purposes are measured at fair value in the statement of financial position.

On initial designation of the hedge, the Group formally documents the relationship between the hedging instrument(s) and hedged item(s), including the risk management objective and strategy in undertaking the hedge, together with the method that will be used to assess the effectiveness of the hedging relationship. The Group makes an assessment, both at the inception of the hedge relationship as well as on an ongoing basis, as to whether the hedging instruments are expected to be highly effective in offsetting the changes in the cash flows of the respective hedged items during the period for which the hedge is designated. The Group makes an assessment for a cash flow hedge of a forecast transaction, as to whether the transaction is highly probable to occur and presents an exposure to variations in cash flows that could ultimately affect profit or loss.

The treatment of changes in their fair value depends on their classification into the following categories:

3. MATERIAL ACCOUNTING POLICIES (continued)

h. Derivatives held for risk management purposes and hedge accounting (continued)

(i) Fair value hedges

When a derivative is designated as hedging instrument within a fair value hedge relationship for an asset or liability or firm commitment that may affect the income statement, changes in the fair value of the financial instrument derivative are recognized immediately in the income statement together with changes in the fair value of the hedged instrument that are attributable to the hedged risk in the same position in the income statement and other comprehensive income as hedged items.

If the hedging derivative expires or is sold, terminated or exercised, or the hedge no longer meets the criteria for fair value hedge accounting, or the hedge designation is revoked, then hedge accounting is discontinued prospectively.

However, if the derivative is novated to a central counterparty by both parties because of laws or regulations without changes in its terms except for those that are necessary for the novation, then the derivative is not considered as expired or terminated. Any adjustment until the discontinuity of the hedged item for which the effective interest rate method is used is recorded in the income statement as part of its effective interest rate recalculated over the remaining lifetime.

The Group started to apply fair value hedge accounting starting with 2013. The Group designated interest rate swap contracts as hedging instruments and certain financial assets at fair value through other comprehensive income of the Group as hedged items.

Starting with June 2021, the Group/the Bank implemented Macro Fair Value Hedging in the context of replicating portfolio hedging of non-maturing deposits (the aim of a Macro hedge relationship is to offset changes in fair value of the hedged item included into a generic fixed rate portfolio of liabilities). The Group/the Bank applies requirements of IAS 39 Financial Instruments for Macro Fair Value Hedge transactions.

(ii) Cash flow hedges accounting

When a derivative is designated as the hedging instrument in a hedge of the variability in cash flows attributable to a particular risk associated with a recognised asset or liability or highly probable forecast transaction that could affect profit or loss, the effective portion of changes in the fair value of the derivative is recognised in other comprehensive income ("OCI") and presented in the hedging reserve within equity. Any ineffective portion of changes in the fair value of the derivative is recognised immediately in profit or loss. The amount recognised in the hedging reserve is reclassified from OCI to profit or loss as a reclassification adjustment in the same period as the hedged cash flows affect profit or loss, and in the same line item in the statement of profit or loss and OCI.

If the hedging derivative expires or is sold, terminated or exercised, or the hedge no longer meets the criteria for cash flow hedge accounting, or the hedge designation is revoked, then hedge accounting is discontinued prospectively. However, if the derivative is novated to a central clearing counterparty by both parties as a consequence of laws or regulations without changes in its terms except for those that are necessary for the novation, then the derivative is not considered expired or terminated. If the hedged cash flows are no longer expected to occur, then the Group immediately reclassifies the amount in the hedging reserve from OCI to profit or loss. For terminated hedging relationships, if the hedged cash flows are still expected to occur, then the amount accumulated in the hedging reserve is not reclassified until the hedged cash flows affect profit or loss; if the hedged cash flows are expected to affect profit or loss in multiple reporting periods, then the Group reclassifies the amount in the hedging reserve from OCI to profit or loss on a straight-line basis.

3. MATERIAL ACCOUNTING POLICIES (continued)

h. Derivatives held for risk management purposes and hedge accounting (continued)

(iii) Other non-trading derivatives

When a derivative is not held for trading, and is not designated in a qualifying hedging relationship, all changes in its fair value are recognized immediately in profit or loss.

(iv) Embedded derivatives

Derivatives may be embedded in another contractual arrangement (a “host contract”). The Group accounts for hybrid contracts that contain a host that is an asset by applying the classification and measurement requirements of IFRS 9 Financial Instruments to the entire hybrid contract. If a hybrid contract contains a host that it is not an asset within the scope of IFRS 9 Financial Instruments, The Group will separate the embedded derivative if and only if:

- (a) the economic characteristics and risks of the embedded are not closely related to the economic characteristics and risks of the host;
- (b) a separate instrument with the same terms as the embedded derivative would meet the definition of a derivative; and
- (c) the hybrid contract is not measured at fair value through profit or loss.

Separated embedded derivatives are accounted for depending on their classification (i.e. at fair value through profit or loss) and are presented in the statement of financial position under Derivatives assets at fair value through profit or loss and derivatives liabilities at fair value through profit or loss.

Separated embedded derivatives are accounted for depending on their classification (i.e. at fair value through profit or loss) and are presented in the statement of financial position under Derivatives assets at fair value through profit or loss and derivatives liabilities at fair value through profit or loss.

When a derivative is designated as the hedging instrument in a hedge of the variability in cash flows attributable to a particular risk associated with a recognized asset or liability or a highly probable forecast transaction that could affect profit or loss, the effective portion of changes in the fair value of the derivative is recognized in “Other comprehensive income”. Any ineffective portion of changes in the fair value of the derivative is recognized immediately in profit or loss.

If the hedging derivative expires or is sold, terminated, or exercised, or the hedge no longer meets the criteria for cash flow hedge accounting, or the hedge designation is revoked, then hedge accounting is discontinued prospectively. In a discontinued hedge of a forecast transaction the cumulative amount recognized in “Other comprehensive income” from the period when the hedge was effective is reclassified from equity to profit or loss as a reclassification adjustment when the forecast transaction occurs and affects profit or loss. If the forecast transaction is no longer expected to occur, then the balance in “Other comprehensive income” is reclassified immediately to profit or loss as a reclassification adjustment.

The Group designated certain interest rate swaps as hedging instruments and deposits from banks and from customers of the Bank as hedged items. For hedge accounting purposes, only instruments that involve an external party to the Group (or intra-group transactions directly replicated with third parties outside the Group) are designated as hedging instruments.

i. Non-Current Assets Classified as Held for Sale / Discontinued Operations

A non-current asset (or disposal group) is classified as held for sale if its carrying amount will be recovered principally from the sale rather than from continuing use; the asset (or disposal group) must be available for immediate sale in its current state only under the normal conditions for the sale of those assets (or disposal groups) and the sale is highly probable.

In order for the sale to be highly probable, the Group's management must be engaged in a plan to sell the asset (or disposal group), and an active program to find a buyer is launched and the plan must be completed. The asset (or disposal group) must be actively promoted for sale at a reasonable price in relation to its current fair value. In addition, the sale should be expected to qualify for recognition as a completed sale within one year from the date

3. MATERIAL ACCOUNTING POLICIES (continued)

i. Non-Current Assets Classified as Held for Sale / Discontinued (continued)

of classification and actions required to complete the plan should indicate that it is unlikely that significant changes to the plan will be made or that the plan will be withdrawn.

A discontinued operation is a component of an entity that either has been disposed of, or is classified as held for sale, and:

- represents a separate major line of business or geographical area of operations;
- is part of a single co-ordinated plan to dispose of a separate major line of business or geographical area of operations; or
- is a subsidiary acquired exclusively with a view to resale.

The Group measures a non-current asset (or disposal group) classified as held for sale at the lower of its carrying amount and fair value less costs to sell. For the period the asset is classified as held for sale the depreciation ceases and is tested periodically for impairment.

The non-current asset is reclassified out of non-current assets held for sale when it is sold or the conditions to be recognized as held for sale are no longer met.

The repossessed assets of UniCredit Leasing Corporation IFN ("UCLC") represent assets sold or available for sale in the current business activity, in accordance with IAS 2. As a result, they are presented in the category Inventories - Other non-financial assets and measured at lower of cost and net realizable value.

j. Interest

Interest income and expenses are recognized in profit or loss using the effective interest rate method. The effective interest rate is the rate that exactly discounts the estimated future cash payments and receipts through the expected life of the financial asset or liability (or, where appropriate, a shorter period) to the carrying amount of the financial asset or liability. When calculating the effective interest rate, the Group estimates future cash flows considering all contractual terms of the financial instrument.

Once a financial asset or a group of similar financial assets has been written down as a result of an impairment loss, interest income is thereafter recognized using the rate of interest used to discount the future cash flows for the purpose of measuring the impairment loss on the net loan.

The calculation of the effective interest rate includes all fees and points paid or received that are an integral part of the effective interest rate. Transaction costs include incremental costs that are directly attributable to the acquisition or issue of a financial asset or liability.

Interest income and expenses presented in the Statement of comprehensive income include:

- a) interest on financial assets and financial liabilities measured at amortized cost calculated on an effective interest basis;
- b) effective portion of fair value changes in qualifying hedging derivatives designated in cash flow hedges of variability in interest cash flows, in the same period that the hedged cash flows affect interest income/expense.

k. Fees and commissions

Fees and commission income and expense that are integral to the effective interest rate on a financial asset or liability are included in the measurement of the effective interest rate.

Fees and commissions income and other operating income are accounted for in the income statement as the Group satisfies the performance obligation embedded in the contract, according to "IFRS15 Revenue from Contracts with Customers" rules. In particular:

- if the performance obligation is satisfied at a specific moment ("point in time"), the related revenue is recognized in income statement when the service is provided;
- if the performance obligation is satisfied over-time, the related revenue is recognized in income statement in order to reflect the progress of satisfaction of such obligation.

3. MATERIAL ACCOUNTING POLICIES (continued)

k. Fees and commissions (continued)

The Group provides banking services to retail and corporate customers, including account management, provision of overdraft facilities, foreign currency transactions, credit card and servicing fees. Fees for ongoing account management are charged to the customer's account on a monthly basis. Transaction-based fees for interchange, foreign currency transactions and overdrafts are charged to the customer's account when the transaction takes place. Servicing fees are charged on a monthly basis and are based on fixed rates reviewed annually by the Group.

Revenue from account service and servicing fees is recognised over time as the services are provided. Revenue related to transactions is recognised at the point in time when the transaction takes place.

The Group's investment banking segment provides various finance-related services, including loan administration and agency services, administration of a loan syndication, execution of client transactions with exchanges and securities underwriting. However, if a customer terminates the contract before December 31, then, upon termination, the fee for the services provided up to now is charged. Transaction-based fees for administration of a loan syndication, execution of transactions, and securities underwriting are charged during the tenor of the transaction, according to the terms of the facility agreement.

If the timing of cash-in is not aligned to the way the performance obligation is satisfied, the Group accounts for a contract asset or a contract liability for the portion of revenue accrued in the period or to be deferred in the following periods.

The amount of revenues linked to fees and commissions income and other operating income is measured based on contractual provisions. If the amount contractually foreseen is subject, totally or partially, to variability, a revenue has to be booked based on the most probable amount that the Group expects to receive. Such amount is determined on the basis of all facts and circumstances considered relevant for the evaluation, that depend on the type of service provided and, in particular, on the presumption that it is not highly probable that the revenue recognised will be significantly reversed. Nevertheless, for the services provided by the Group such a variability is not usually foreseen.

"Accrued income" includes the contract assets recognized in accordance with IFRS15. In this context accrued income represents the portion of the performance obligation already satisfied through the services provided by the Group and that will be settled in the future periods in accordance with contractual provisions.

"Deferred income" includes the contract liabilities recognised in accordance with IFRS15.

Deferred income represents the portion of performance obligations not yet satisfied through the services provided by the Group but already settled during the period or in previous periods. The majority of this amount relates to performance obligations expected to be satisfied by the following year end reporting date.

The Group also provides finance lease services granted mainly to finance purchases of cars, trucks and trailers, equipment and real estate for which related income from fees and commissions are accounted for in the profit and loss account as the Group fulfils the performance obligation incorporated in the contract. Commissions earned if the performance obligation is satisfied at a specific moment ("point in time") are recognized in income statement when the service is provided; in this category are also included commissions from the intermediation of the insurance related to the leasing contracts. Commissions earned if the performance obligation is satisfied over-time are recognized in income statement as the services are provided or during the commitment period; in this category are included fees for the monthly administration of a financial lease or credit, other fees for services offered separately from the financing offered (GAP- guaranteed asset protection insurance service - by which it will compensate the good, in case of total damage in the first 3 years, at its purchase value, road assistance service). Transaction revenues (as in the case of early termination of leases/credit) are recognized at the time of the transaction.

3. MATERIAL ACCOUNTING POLICIES (continued)

l. Net income from trading and other financial instruments at fair value through profit and loss

Net trading income includes all gains and losses from changes in the fair value of financial assets and financial liabilities held for trading. The Group has chosen to present all fair value changes of trade assets and liabilities, including any income or expense with interest and dividends.

These items are also impacted by valuation adjustments when using a certain valuation technique such as: fair value adjustments and additional valuation adjustments. Fair value adjustment is an adjustment that considers non-performance risk (the own credit risk – DVA or the credit risk of the counterparty to transaction – CVA OIS - expected difference from collateralized deals). The additional value adjustments are adjustments that take into account measurement of uncertainty (e.g. when there has been a significant decrease in the volume or level of activity when compared to normal market activity for the asset or liability, or similar assets or liabilities, and the Group has determined that the transaction price or quoted price does not represent fair value).

m. Dividends

Dividend income is recognized in the income statement on the date that the dividend is declared. Dividends are treated as an appropriation of profit in the period they are declared and approved by the General Assembly of Shareholders.

n. Leases

Finance lease contracts where the Group is the lessor that substantially transfer all risks and benefits related to ownership over the leased asset to the lessee, are accounted for in accordance with IFRS 16 Leases.

At commencement, the lessor recognizes a finance lease receivable at an amount equal to its net investment in the lease, which comprises the present value of the lease payments and any unguaranteed residual value accruing to the lessor. The present value is calculated by discounting the lease payments and any unguaranteed residual value, at the interest rate implicit in the lease.

A lease receivable is recognized over the leasing period at present values of minimum lease payments which are to be made by the lessee to the Group, using the implicit interest rate and including the guaranteed residual value. The resulted entire income from lease is included in the caption "Interest income" in the statement of comprehensive income.

Regarding the accounting treatment applied by the lessee, IFRS16 provides for all types of leases the recognition of an asset representing the right of use of the underlying asset, at the same time as recognizing a liability for future payments resulting from the lease contract.

At initial recognition, the asset is measured at the amount of lease liability plus payments made before the lease commencement date, initial direct costs, minus lease incentives received and plus eventually costs of restoring the asset to the initial state. After initial recognition, the right of use will be measured based on the rules on assets regulated by IAS 16 or IAS 40 and hence applying the cost model, less accumulated depreciation and any accumulated impairment losses. The right of use assets are depreciated over the duration of the lease contract.

Lessors classify leases as operating or financial. A lease is classified as a finance lease if it substantially transfers all the risks and rewards incidental to the ownership of an underlying asset. Otherwise, a lease is classified as an operating lease. For finance leases, a lessor recognizes financial income over the lease term, based on a pattern that reflects a constant periodic rate of return on net investment. The lessor recognizes operating lease payments as income on a straight-line basis or, if more representative of the pattern in which the profit from the use of the underlying asset is diminished, another systematic basis.

The Group has decided, as allowed by the standard, not to apply the provisions of IFRS 16 for intangible assets, short term lease agreements with a term of less than 1 year and those with a low value of the asset (less than EUR 5,000).

As a result, the Standard applies to contracts for the lease of tangible assets other than short-term assets and/or for which the underlying asset is of low value, such as property/office space, machinery, office equipment and other assets.

3. MATERIAL ACCOUNTING POLICIES (continued)

n. Leases (continued)

In order to calculate the lease liability related to the right to use the asset, the Group updates the future lease payments at an appropriate discount rate. In order to estimate the relevant incremental borrowing rate to be used for discounting purposes, the Group considers the UniCredit Group SpA secured funding curve, adjusted for country risk premium (the Country Funding Adjustment (CFA)). The CFA considers the differential cost of funding linked to the country funding market perception. In order to determine the fixed interest rate, for the relevant tenor, the Group applies the Cross Currency Swap (fixed vs floating) between EURO and that currency for non-EUR denominated cash flows, while for EUR-denominated cash flows, the Group applies the IRS for EURIBOR 3M.

In this respect, the future leasing payments to be updated are determined on the basis of the net VAT provisions as a result of the obligation to pay the tax at the moment the invoice is issued by the lessor and not when the contract is entered into leasing.

In order to make this calculation, lease payments must be discounted using an implicit interest rate of the contract, or, if this is not available, at an incremental borrowing rate. The latter is established based on the cost of financing the liabilities of a similar duration and a guarantee similar to those implied in the lease.

In order to determine the lease term, it is necessary to consider the periods that cannot be cancelled in the contract, the period when the lessee has the right to use the asset support, also taking into account the renewal of the options if the tenant is reasonably entitled to renewal.

The re-measurement may occur as a result of either modification of the contract or by a change in the lease term not arising from a change in the lease contract. These latter changes shall be accounted for by re-measuring the lease liability by discounting the revised expected cash flows either at the original or at revised incremental borrowing rate depending on the reason for re-measurement.

o. Equity investments

(i) Subsidiaries

Subsidiaries are entities controlled directly or indirectly (through other subsidiaries) by the Bank. An investor controls an investee when the investor is exposed, or has rights, to variable returns from its involvement with the investee and has the ability to affect those returns through its power over the investee.

The Bank has consolidated the financial statements of its subsidiaries in accordance with IFRS 10 "Consolidated Financial Statements".

The Bank accounts for all its subsidiaries at cost in its separate financial statements in accordance with IAS 27, *Separate financial statements*.

(ii) Investment in associates

Associates are those entities in which the Group has significant influence, but no control, over the financial and operating policies.

The Group has no investment in associates as of 31 December 2023 and as of 31 December 2022.

(iii) Equity instruments

The Group holds minor shareholdings in other entities providing auxiliary financial services that are classified as Financial assets at fair value through other comprehensive income (FVTOCI), with the exception of VISA shares.

The VISA Inc. Series A preferred shares are accounted for as Financial assets at fair value through Profit and loss (FVTPL), the fair value being estimated using the methodology provided by the parent company UniCredit SpA and is based on the closing price of VISA Inc. common shares quoted on New York Stock Exchange. VISA Inc shares class A were classified as "Capital Instruments – Financial assets at fair value through profit and loss". The fair value of minority shareholdings measured at cost are estimated by applying the discounted dividend model method.

Please see notes 19 and 23 for presentation and additional details.

3. MATERIAL ACCOUNTING POLICIES (continued)

p. Income tax

The income tax expense for the year comprises current tax and deferred tax. Income tax is recognized in the income statement or in "Other comprehensive income" if the tax relates to "Other comprehensive income". Current income tax and deferred tax are recognized in profit or loss in the income statement except for tax on items that are recognized in the current period directly in equity accounts, such as earnings / losses on financial assets at fair value through other comprehensive income assets, changes in the fair value of cash flows for hedging instruments whose net change is recognized net of tax directly in 'Other comprehensive income'.

Current tax is the tax payable on the profit for the period, determined on the basis of the percentages applied at the balance sheet date and all adjustments relating to the previous periods.

Deferred tax is calculated using the balance sheet method for those temporary differences that arise between the tax base for the calculation of tax on assets and liabilities and their carrying amount used for reporting in the financial statements. Deferred tax is calculated on the basis of the expected manner of realization or settlement of the carrying amount of assets and liabilities using the tax rates provided by the applicable legislation that is applicable at the reporting date.

The deferred tax asset is recognized only to the extent that it is probable that future taxable profits will be available to allow for the asset to be offset. The deferred tax asset is reviewed at each reporting date and is diminished to the extent that the related tax benefit is unlikely to occur.

Additional taxes arising from the distribution of dividends are recognized on the same date as the dividend payment obligation.

The corporate tax rate used to calculate the current and deferred tax was 16% at 31 December 2023 (31 December 2022: 16%).

Starting with fiscal year 2024, the Group will fall within the scope of the newly designed Pillar Two regulation.

The Pillar Two regulation provides for an international framework of rules aimed at ensuring that the worldwide profits of multinational groups are subject to tax at a rate not lower than 15% in every jurisdiction in which the groups operate.

The rules have been firstly designed by the Inclusive Framework of the OECD and then implemented in the European Union through the EU Council Directive 2022/2523 of 14 December 2022 ("Pillar 2 Directive").

In Romania, the law transposing the provisions of Pillar 2 Directive was published in January 2024, through Law 431/2023. In a nutshell, the Pillar Two rules provide that, if in certain jurisdictions where the UniCredit Group operates the effective tax rate (given by the ratio between adjusted accounting results and adjusted corporate income taxes paid in that jurisdiction) falls below 15%, then the UniCredit Group will be required to pay an additional tax (so-called top-up tax) to reach the 15% tax rate threshold.

The relevant set of rules also provides for a transition period in which the in-scope multinational groups may avoid undergoing the complex effective tax rate calculation required by the new piece of legislation. In particular, the Pillar Two legislation provides for a transitional safe harbor ("**TSH**") that applies for the first three fiscal years following the entry into force of the relevant regulation; the TSH relies on simplified calculations and three kinds of alternative tests. Where at least one of the TSH tests is met for a jurisdiction in which the UniCredit Group operates, the top-up tax due for such jurisdiction will be deemed to be zero. A test is met for a jurisdiction where:

1. revenue and profit before tax are below, respectively, EUR 10 million and EUR 1 million (the *de minimis test*);
2. the Effective Tax Rate (i.e. ETR) equals or exceeds an agreed rate (the *ETR test*, 15% for FY 2024); or
3. the profit before tax does not exceed an amount calculated as a percentage of tangible assets and payroll expense (the *routine profits test*).

3. MATERIAL ACCOUNTING POLICIES (continued)

p. Income tax (continued)

The technical aspects brought by this law are of high complexity, the additional tax calculation models that could result due to the application of these rules being different from the traditional methods of calculating the corporate income tax, in this case being based, as general rule, on indicators included in the consolidated financial statements of groups of companies. However, the methodological norms for the application of the law are to be published within twelve months of the entry into force of Law 431/2023.

q. Offsetting

Financial assets and liabilities are offset and the net amount is reported in the statement of financial position when there is a legally enforceable right to set off the recognized amounts and there is an intention to settle on a net basis, or realize the asset and settle the liability simultaneously.

Income and expenses are presented on a net basis only when permitted by the accounting standards, or for gains and losses arising from a group of similar transactions such as the Group's trading activity.

r. Cash and cash equivalents

Cash and cash equivalents include cash, current accounts with central banks, nostro accounts, loans and advances to other banks with an original maturity of less than 90 days and are recorded at amortized cost in the statement of financial position.

Cash and cash equivalents do not have a significant risk of change in fair value and are used by the Group to manage its short-term liabilities.

s. Property and equipment

(i) Initial recognition and measurement

All items of property, plant and equipment are initially recognized at cost.

Cost includes expenditures that are directly attributable to the acquisition of the asset. When parts of an item of property or equipment have different useful lives, they are accounted for as separate items (major components) of property, plant and equipment.

(ii) Subsequent measurement

Land and buildings are carried at a revaluated amount, being its fair value at the date of the revaluation less any subsequent accumulated depreciation and subsequent accumulated impairment losses.

Revaluations are made semi-annually, as per UniCredit SpA instructions. The fair value of land and buildings is usually determined from market-based evidence by appraisal undertaken by professionally qualified valuers.

If an asset's carrying amount is increased as a result of a revaluation, the increase is recognized in other comprehensive income and accumulated in equity under "Other reserves". However, the increase is recognized in profit or loss to the extent that it reverses a revaluation decrease of the same asset previously recognized in profit or loss.

If an asset's carrying amount is decreased as a result of a revaluation, the decrease is recognized in profit or loss. However, the decrease is recognized in other comprehensive income to the extent of any credit balance existing in the revaluation surplus in respect of that asset. The decrease recognized in other comprehensive income reduces the amount accumulated in equity under "Other reserves".

For the other items of property, plant and equipment the cost model is used, in accordance with *IAS 16 Property, plant and equipment*. After initial recognition, computers and equipment, motor vehicles, furniture and other assets are carried at cost less any accumulated depreciation and any accumulated impairment losses.

(iii) Subsequent costs

The Group recognizes in the carrying amount of an item of property, plant and equipment the cost of replacing part of such an item when that cost is incurred if it is probable that the future economic benefits embodied with the item will flow to the Group and the cost of the item can be measured reliably. All other costs are recognized in the income statement as an expense as incurred.

3. MATERIAL ACCOUNTING POLICIES (continued)

s. Property and equipment (continued)

(iv) Depreciation

Depreciation is charged to the income statement on a straight-line basis over the estimated useful lives of each part of an item of property, plant and equipment. Land is not depreciated. Leased assets are depreciated over the shorter of the lease term and their useful lives.

The estimated rates of depreciation are as follows:

Buildings:	
- property	2% per year
- improvements (rentals)	6.25% - 100% per year
Office equipment and furniture	6.00% - 25% per year
Computer equipment	25% per year

Depreciation methods, useful lives and residual values are reassessed at the reporting date.

t. Intangible assets

(i) Recognition

An intangible asset is an identifiable non-monetary asset without physical substance which is expected to be used for a period longer than one year and from which economic benefits will flow to the entity.

Intangible assets are mainly goodwill, software, brands and intangibles as list of customers.

Intangible assets, other than goodwill, are carried at acquisition cost, including any costs incurred to put the respective asset into function, less accumulated amortization and related impairment loss.

The acquisition costs and those for put into operation of IT systems acquired are capitalized including all costs incurred to bring the respective systems fully operational.

Costs associated with developing or maintaining computer software programs are recognized as an expense when incurred. Costs that are directly associated with the production of identifiable and unique software products controlled by the Bank, and that will probably generate economic benefits exceeding costs beyond one year, are recognized as intangible assets. Direct costs include software development employee costs and an appropriate portion of relevant overheads.

(ii) Subsequent expenditure

Subsequent expenditure on capitalized intangible assets is capitalized only when it increases the future economic benefits embodied in the specific asset to which it relates. All other expenditure is expensed as incurred.

(iii) Amortisation

Amortization is charged to the income statement on a straight-line basis over the estimated useful life of the software, from the next month after the date that it is available for use.

The estimated useful lives are:

- for software: 3-5 years;
- for list of customers: 5 years;
- for licenses: contractual lifetime, maximum 5 years.

u. Impairment of non – financial assets

The carrying amount of the Group's assets, other than deferred tax assets, is reviewed at each reporting date to determine whether there is any objective indication of impairment. If any such indication exists, the asset's recoverable amount is estimated. An impairment loss is recognized whenever the carrying amount of an asset exceeds its recoverable amount. Impairment losses are recognized in the income statement.

3. MATERIAL ACCOUNTING POLICIES (continued)

v. Provisions

A provision is recognised in the statement of financial position when the Group has a present legal or constructive obligation, whose value can be measured reliably, as a result of a past event, and it is probable that an outflow of economic benefits will be required to settle the obligation. If the effect is material, provisions are determined by discounting the expected future cash flows at a pre-tax rate that reflects current market assessments of the time value of money and, where appropriate, the risks specific to the liability.

w. Financial guarantees and loan commitments

Financial guarantees are contracts that require the Group to make specified payments to reimburse the holder for a loss it incurs because a specified debtor fails to make payment when due in accordance with the terms of a debt instrument.

The liability for financial guarantees is initially recognized at fair value and is amortized over the life of the financial guarantee. The liability for financial collateral is then measured at the highest of the amortized amount and the loss allowance determined in accordance with IFRS 9. Financial guarantees are disclosed in Note 42 from the consolidated and separate financial statements.

The Group has entered into transactions with the UniCredit SpA Group and other entities within the UniCredit SpA Group for loans to non-bank clients funded by such entities within the UniCredit SpA Group (see Note 42). In accordance with the risk-sharing arrangements related to such loans, the Group shall indemnify the UniCredit Group SpA and the other entities within the UniCredit Group SpA as set out in Note 3 (c).

The provisions for these financial guarantees are determined using the Group's internal methodology for assessing impairment of loans and advances to customers and are presented in the Provisions category within the consolidated and separate financial position.

x. Employee benefits

(i) Short term service benefits

Short-term employee benefits include wages, salaries, bonuses and social security contributions. Short-term employee benefits are recognised as expense when services are rendered. The Group includes in short-term benefits the accruals for the employees' current year profit sharing payable within following months after the end of the year.

(ii) Other long-term employee benefits

Based on internal practice and policies, the Group has an obligation to pay to retiring employees a benefit equivalent of two salaries as at retirement date. The Group's net obligation in respect of the retirement benefit, i.e. the defined benefit obligation is established by a qualified actuary taking into account the estimated salary at the date of retirement and the number of years served by each individual. The actuarial valuation involves making assumptions about discount rates, future salary increases and mortality rates. The benefit is discounted to determine its present value, using as discount rate the yield on government bonds that have maturity dates approximating the terms of the Group's obligations.

(iii) Share-based payment transactions

The Group has in place incentive plans for its senior management, consisting in stock options and performance shares which provide that UniCredit SpA ("the Parent") shares will be settled to the grantees. The cost of this scheme is supported by the Group and not by its Parent, and as a consequence it is recognised as an employee benefit expense.

At Group level the expense is recognised against a liability which is measured at fair value.

The fair value of stock options is determined using the Hull and White Evaluation Model. Measurement inputs include share price on measurement date, exercise price, volatility (historical daily average volatility for a period equal to the duration of the vesting period), exit rate (annual percentage of Stock Options forfeited due to termination), dividend yield (last four years average dividend-yield, according to the duration of the vesting period).

3. MATERIAL ACCOUNTING POLICIES (continued)

x. Employee benefits (continued)

The economic value (fair value) of Performance Shares, representing UniCredit SpA free ordinary shares to be granted on the achievement of performance targets set at Group and Division level in the Strategic Plan approved by the Board of UniCredit SpA, is measured considering the share market price at the grant date less the present value of the future dividends related to the period from the grant date to the share settlement date. Input parameters are market price (arithmetic mean of the official market price of UniCredit SpA ordinary shares during the month preceding the granting Board resolution) and economic value of vesting conditions (present value of the future dividends related to the period from the grant date to the share settlement date).

(iv) Termination benefits

Termination benefits are recognised as an expense when the Group is demonstrably committed, without realistic possibility of withdrawal, to a formal detailed plan to either terminate employment before the normal retirement date, or to provide termination benefits as a result of an offer made to encourage voluntary redundancy. Termination benefits for voluntary redundancy are recognised as an expense if the Group has made an offer of voluntary redundancy, it is probable that the offer will be accepted, and the number of acceptances can be estimated reliably. If benefits are payable more than 12 months after the reporting date, then they are discounted to their present value.

y. Segment reporting

An operating segment is a component of an entity:

- (a) that engages in business activities from which it may earn revenues and incur expenses;
- (b) whose operating results are regularly reviewed by the entity's chief operating decision maker to make decisions about resources to be allocated to the segment and assess its performance; and
- (c) for which discrete financial information is available.

The main reporting format for operational segmentation is based on the internal reporting structure of business segments, which reflects management responsibilities in the Group. Segment results that are reported to Group management include items directly attributable to a segment and items that can reasonably be allocated to that segment.

Unallocated items mainly comprise tangible and intangible assets and tax liabilities or assets.

For the purpose of optimal management of activities, the Group is organized into the following operating segments:

- **Retail** - the Bank provides individuals (except Private Banking customers) and small and medium-sized enterprises a large range of financial products and services, including loans (mortgages, personal loans, overdrafts, credit card facility and funds transfer), savings, payment services and transactions with securities. UCFIN is also included under "Retail" segment;
- **Corporate Investment Banking ("CIB")** - The Group provide services and products through the Global Banking Transactions Division (including payment services, trade finance, liquidity management), Finance Direction (develops and offers financing products - Factoring, Real Estate Investments, European Funds - is also actively involved in initiating, structuring and promotion of specialized financing transactions, syndications and other specialized investment banking transactions, overflow portfolio management and financial analysis for complex and high-risk transactions), Corporate Financial Consulting Corporation (management consulting for merger and acquisition companies, to finance capital markets or other financial advisory services) and the Treasury Department. The services are provided to corporate clients, medium-sized companies, large companies, international companies, real estate companies, public sector and financial institutions.
- **Private Banking („PB")** – It focuses on individual clients and families with significant investments and / or VIP (VIP). The segment offers personalized banking products and services, including Asset Management and Custody solutions;

3. MATERIAL ACCOUNTING POLICIES (continued)

y. Segment reporting (continued)

- **Leasing** - The Group, through UCLC, provides financial leasing contracts mainly for financing purchases of cars, transport vehicles, equipments and real estate. Rental contracts are mainly concluded in EUR, USD and RON, and are granted for a period of between 1 and 15 years, the transfer of ownership of the leased assets being made at the end of the lease;
- **Other** - segment ("Other") comprises of all elements not assigned to above mentioned segments such as equity investments, taxes and Assets and Liabilities Management ("ALM") activities.

z. Bank Levies

Starting with 2024, according to the Romanian Tax Code, banks in Romania are obliged to pay the state budget a tax on turnover. The % applied on turnover, for 2024 and 2025 is 2%, while from 2026 the applicable rate is 1%.

With regards to this "turnover", legislation details the calculation of turnover as the sum of:

- interest income;
- dividend income;
- fee and commission income;
- gains or losses from derecognition of financial assets and liabilities not measured at fair value though profit and loss, net;
- net income on financial assets and liabilities held for trading, net;
- net gains and losses on financial assets mandatory at fair value;
- net gains and losses on financial assets and liabilities designated at fair value, net;
- gains or losses from hedge accounting, net;
- foreign exchange gains or losses;
- gains or losses on disposals on nonfinancial assets, net;
- other operating income.

Analysis has been performed with regards to the classification of the tax as either being in the scope of IAS 12 Income tax, or a levy in scope of or IFRIC 21. Considering that the tax is not based on taxable profit, the Bank concluded that the turnover tax is a levy, in scope of IFRIC 21.

aa. New Standards and Interpretations

Initial application of new amendments to the existing standards effective for the current reporting period

The following new and amended standards issued by the International Accounting Standards Board (IASB) and adopted by the EU are effective for the current reporting period:

- IFRS 17 Insurance contracts and amendments to IFRS 17 Insurance contracts.
- Disclosure of Accounting Policies (Amendments to IAS 1 and IFRS Practice Statement 2: Disclosure of Accounting policies);
- Definition of Accounting Estimates (Amendments to IAS 8);
- Deferred Tax related to Assets and Liabilities arising from a Single Transaction (Amendments to IAS 12);
- International Tax Reform – Pillar Two Model Rules (Amendments to IAS 12).

The adoption of these amendments to the existing standards has not led to any material changes in the Group's financial statements.

3. MATERIAL ACCOUNTING POLICIES (continued)

aa. New Standards and Interpretations (continued)

Standards and amendments to the existing standards issued by IASB and adopted by the EU but not yet effective

At the date of authorisation of these financial statements, the following amendments to the existing standards / new standards nor interpretations issued by the International Accounting Standards Board (IASB) and not yet effective were adopted by the European Union.

- Lease Liability in a Sale and Leaseback (Amendments to IFRS 16);
- Classification of Liabilities as Current or Non-Current (Amendments to IAS 1);
- Non-current Liabilities with Covenants (Amendments to IAS 1).

New standards and amendments to the existing standards issued by IASB but not yet adopted by the EU

At present, IFRS as adopted by the EU do not significantly differ from regulations adopted by the International Accounting Standards Board (IASB) except for the following new standards and amendments to the existing standards, which were not endorsed for use in EU as at publishing date of these financial statements (the effective dates stated below is for IFRS as issued by IASB):

- Amendments to IFRS 10 and IAS 28: Sale or contribution of assets between an investor and its associate or joint venture;
- Amendments to IAS 7 Statement of Cash Flows and IFRS 7 Financial Instruments: Disclosures – Supplier Finance Arrangements;
- Amendments to IAS 21 The Effects of Changes in Foreign Exchange Rates: Lack of exchangeability.

The Group has decided not to adopt these new standards in advance before the date of entry into force.

The Group anticipates that the adoption of these new standards and amendments to the existing standards will have no material impact on the financial statements of the Group in the period of initial application.

Hedge accounting for a portfolio of financial assets and liabilities whose principles have not been adopted by the EU remains unregulated.

4. RISK MANAGEMENT

a) Introduction and overview

The risks are managed through a continuous process of identification, measurement and monitoring, depending on the risk limits, segregation of duties and other controls.

The Group has exposure to the following significant risks:

- Credit risk (includes the risk for lease receivables);
- Market risks, including interest rate risk in the banking book;
- Liquidity risk;
- Operational risks;
- Reputational risk;
- Business risk;
- Real estate risk;
- Strategic risk;
- Risk of excessive leverage;
- Compliance risk;
- Inter-concentration risk.

This note presents information about the Group's exposure to each of the above risks, the Group's objectives, policies and processes for measuring and managing risk, and the Group's management of capital.

b) Risk management framework

Objectives regarding risk management are correlated with the overall strategic objectives of the Group:

- Adequate and prudent management of risks and in particular, of significant risks;
- Increase of loan portfolio in a selective manner and achievement of a balanced structure of customers segments;
- Diversification of products;
- Maintaining of sustainable profitability level;
- Reduction, as much as possible, the negative impact generated both by the current geopolitical context and by the increased of interest rates and utilities prices;
- Simplification of the credit flow related to the retail customer segment and implementation of adequate controls for the identification and quantification of the related risks;
- Identify optimum solutions adapted to the clients' needs which are confronting with the negative effects of economic-financial crisis;
- Training the Group's employees such that to offer quality services to the clients;
- Integrating locally of the Group standards through internal regulations and procedures.

Risk Management Framework within the Bank is ensured through the existence of:

- Risk culture;
- Risk appetite;
- Policies, procedures and processes;
- Independent Risk Management Function
- Policy for approval of new products and significant changes.

4. RISK MANAGEMENT (continued)

b) Risk management framework (continued)

The culture regarding the risks within the Group is integrated and defined overall, being based on complete understanding of risks the Group is confronting with and of the manner they are managed, having a tolerance/risk appetite of the Group.

The Groups' strategic objectives include also the development of sound culture regarding the management of risks, extended both at the management level and also to the business lines with responsibilities in risk management area, by identifying through the set of activities performed and for each significant activity, of the ratio between risks and profits which Group considers acceptable within the conditions of a prudent and healthy ongoing business performance.

The Group aims to develop a holistic framework for the management of significant risks – credit risk, market risk, liquidity risk, operational risk with all its subcategories including legal risk, conduct risk, ICT ("Information and communication technology") and Security risk, reputational risk, business risk, strategic risks, real estate investment risk, risk of excessive leverage, compliance risk and inter-concentration risk.

The framework for risk management is based on:

- definition and set up of basic principles, of policies, procedures, limits and related controls for managing the risks;
- well defined and documented reporting framework, which includes regular and transparent reporting mechanisms, so that the management body, risk management committee benefit by reports in a timely, accurate, concise, understandable and meaningful manner reports, and can share relevant information about the identification, measurement or assessment, monitoring and management of risks;
- appropriate methodologies for identifying, measurement and evaluation of risks including both forward-looking and backward-looking tools;
- an organized structure specialized in the management and control of risks;
- specific strategies and techniques for risk measuring and monitoring.

The framework for management of significant risks is transposed clearly and transparently in internal norms, procedures, including manuals and codes of conduct, making a distinction between the overall standards applicable to all employees and the rules applied specifically to certain categories of personnel.

The governing structures playing the role in risks' management are:

The Supervisory Board has overall responsibility for the establishment and oversight of the Bank's risk management framework and to approve the Bank's risk profile.

The Management Board implements the risk management strategy and policies approved by Supervisory Board regarding the management for significant risks.

The **Operative Risk Management Committee set up by Supervisory Board** plays advisory role for the governing bodies' decisions in regard with specific domains in order to document decisions that will be taken by the Supervisory Board, evaluates and transmits to the Supervisory Board recommendations on the assigned attributions and facilitates the development and implementation of a solid framework for internal governance/activity management.

Implementation of the strategy for significant risks management at the Group level for the development and monitoring the policies for risks management is achieved through the following committees having responsibilities regarding risk management:

- Risk Management Operative Committee;
- Financial Risk Committee;
- Transactional Committee, with the two sessions: (i) Credit Subcommittee and (ii) Special Credit Subcommittee;
- Non-Financial Risk Committee

4. RISK MANAGEMENT (continued)

b) Risk management framework (continued)

- Fraud Risk Management Permanent Working Group;
- Operational Permanent Work Group;
- Non-Performing Exposures Permanent Working Group.

The Audit Committee is responsible for monitoring compliance with UniCredit Group's risk management policies and procedures, and for reviewing the adequacy of the risk management framework in relation to the risks faced by the Group. The Audit Committee is assisted in these functions by Internal Audit. Internal Audit undertakes both regular and ad-hoc reviews of risk management controls and procedures, the results of which are reported to the Audit Committee.

c) Credit risk

(i) Credit risk management

The Group's policies for risk management are set up to identify and analyze the risks faced by the Group, to set up the adequate limits for risk and control, as well as to monitor the risks and respecting the limits. Policies and systems for risks management are periodically reviewed in order to present the changes in market conditions, products and services provided. The Group, through standards and procedures for management and training, is targeting to develop a constructive and disciplined environment within all employees to understand their roles and obligations.

Credit risk represents the risk that an unexpected change of the credit quality of counterparty might generate a change in the value of the credit exposure towards it. This change in the credit exposure value might be due to the default of the counterparty, that is not able to respect its contractual obligations or by the reduction of the credit quality of the counterparty: this latest case is more relevant in assets subject to mark to market and classified in the trading book.

The Group has set up processes for risk management and has tools for identification, measurement, monitoring and control of the credit risk.

The Group's policy for the risk management promotes a set of principles and coherent practices, oriented toward the following objectives:

- Identifying, measurement and adequately management both of credit risk in general, and sub-categories of credit risk in particular;
- Set up a framework and adequate parameters for credit risk;
- Promoting and operating a healthy and sound process for granting loans;
- Promoting and maintaining an adequate process for management, measurement and monitoring of loans;
- Maintaining and continuing to apply prudent lending policies and standards, in order to assure an adequate quality of loans both at the level of the entire portfolio and at the level of each customer segment;
- Ensuring a permanent control over the quality of granted loans portfolios.

Credit risk management is performed taking into account both individual loans and also entire portfolio and includes the quantitative and qualitative aspects related to risks.

The Group evaluates mainly the solvency of the entity/ client which requests the loan facility. This evaluation is focused mainly on establishment of the manner in which the entity that is requesting the loan facility can respect its obligations by paying them autonomously, irrespective whether additional guarantees are provided or not (repayment capacity).

**NOTES TO THE CONSOLIDATED AND SEPARATE FINANCIAL STATEMENTS
FOR THE YEAR ENDED 31 December 2023**

4. RISK MANAGEMENT (continued)

c) Credit risk (continued)

(ii) Exposure to credit risk

Throughout the “Exposure to credit risk” notes and disclosures, “Group” includes UniCredit Bank S.A. (“Bank”), UniCredit Consumer Financing IFN S.A. (“UCFIN”) and UniCredit Leasing Corporation IFN S.A. (“UCLC”) for loans to customers, both for on balance sheet exposures and off balance sheet exposures. Lease receivables, belonging to UniCredit Leasing Corporation IFN S.A. are separately reported due to the fact that the business model and the related credit risk drivers are significantly different as compared to the Bank’s and UCFIN’s.

Throughout this chapter all the amounts contain the effect of Interest adjustments for impaired loans (IRC). As such, gross value of the loans and allowance for impairment are presented including IRC.

• Loans and advances to customers, on and off balance – Asset Quality

In RON thousands	Group			Of which: POCI financial assets	Total
	Stage 1 12-month ECL	Stage 2 - Lifetime ECL	Stage 3 - Lifetime ECL		
As of 31 of December 2023					
Gross exposure	46,693,057	11,918,022	1,271,857	-	59,882,936
On balance	28,142,464	8,866,748	1,093,282	-	38,102,494
Off balance	18,550,593	3,051,274	178,575	-	21,780,442
Allowance for impairment	(373,697)	(844,421)	(870,222)	-	(2,088,340)
On balance	(333,767)	(790,773)	(781,533)	-	(1,906,073)
Off balance	(39,930)	(53,648)	(88,689)	-	(182,267)
Carrying amount	46,319,360	11,073,601	401,635	-	57,794,596
On balance	27,808,697	8,075,975	311,749	-	36,196,421
Off balance*	18,510,663	2,997,626	89,886	-	21,598,175
As of 31 of December 2022					
Gross exposure	42,693,607	10,656,586	1,375,878	9,161	54,726,071
On balance	26,218,761	7,344,476	1,139,951	9,161	34,703,188
Off balance	16,474,846	3,312,110	235,927	-	20,022,883
Allowance for impairment	(343,127)	(716,758)	(1,023,739)	(812)	(2,083,624)
On balance	(317,295)	(677,225)	(859,417)	(812)	(1,853,937)
Off balance	(25,832)	(39,533)	(164,322)	-	(229,687)
Carrying amount	42,350,480	9,939,828	352,139	8,349	52,642,447
On balance	25,901,466	6,667,251	280,534	8,349	32,849,251
Off balance*	16,449,014	3,272,577	71,605	-	19,793,196

*) Carrying amount for off balance includes the provisions booked in balance sheet in line “Provisions”.

**NOTES TO THE CONSOLIDATED AND SEPARATE FINANCIAL STATEMENTS
FOR THE YEAR ENDED 31 December 2023**

4. RISK MANAGEMENT (continued)

c) Credit risk (continued)

(ii) Exposure to credit risk (continued)

• Loans and advances to customers, on and off balance – Asset Quality (continued)

RON thousands	Bank			Of which: POCI financial assets	Total
	Stage 1 12- month ECL	Stage 2 - Lifetime ECL	Stage 3 - Lifetime ECL		
As of 31 of December 2023					
Gross exposure	44,457,035	10,961,618	1,155,803	-	56,574,456
On balance	26,529,406	7,974,395	979,084	-	35,482,885
Off balance	17,927,629	2,987,223	176,719	-	21,091,571
Allowance for impairment	(282,859)	(698,424)	(816,785)	-	(1,798,068)
On balance	(242,850)	(645,497)	(702,086)	-	(1,590,433)
Off balance	(40,009)	(52,927)	(114,699)	-	(207,635)
Carrying amount	44,174,176	10,263,194	339,018	-	54,776,388
On balance	26,286,556	7,328,898	276,998	-	33,892,452
Off balance*	17,887,620	2,934,296	62,020	-	20,883,936
As of 31 of December 2022					
Gross exposure	41,148,397	9,627,729	1,275,882	9,161	52,052,008
On balance	25,188,398	6,403,296	1,042,083	9,161	32,633,777
Off balance	15,959,999	3,224,433	233,799	-	19,418,231
Allowance for impairment	(273,098)	(587,416)	(952,122)	(812)	(1,812,636)
On balance	(248,052)	(542,730)	(788,451)	(812)	(1,579,233)
Off balance	(25,046)	(44,686)	(163,671)	-	(233,403)
Carrying amount	40,875,299	9,040,313	323,760	8,349	50,239,372
On balance	24,940,346	5,860,566	253,632	8,349	31,054,544
Off balance*	15,934,953	3,179,747	70,128	-	19,184,828

*) Carrying amount for off balance includes the provisions booked in balance sheet in line "Provisions".

- **Loans and advances to banks at amortised cost** - from asset quality point of view are disclosed in note 20.
- **Financial assets at fair value through other comprehensive income** - from asset quality point of view are disclosed in note 23.

4. RISK MANAGEMENT (continued)

c) Credit risk (continued)

(ii) Exposure to credit risk (continued)

• Lease receivables, on balance – Assets Quality

In RON thousands	UCLC (Unicredit Leasing Corporation)			Of which: POCI financial assets	Total
	Stage 1 12-month ECL	Stage 2 - Lifetime ECL	Stage 3 - Lifetime ECL		
As of 31 of December 2023					
Gross exposure	4,089,095	287,854	247,980	-	4,624,929
On balance	4,089,095	287,854	247,980	-	4,624,929
Allowance for impairment	(111,201)	(34,098)	(173,934)	-	(319,233)
On balance	(111,201)	(34,098)	(173,934)	-	(319,233)
Carrying amount	3,977,894	253,756	74,046	-	4,305,696
On balance	3,977,894	253,756	74,046	-	4,305,696
As of 31 of December 2022					
Gross exposure	3,328,331	481,910	270,024	-	4,080,265
On balance	3,328,331	481,910	270,024	-	4,080,265
Allowance for impairment	(76,458)	(29,225)	(185,889)	-	(291,572)
On balance	(76,458)	(29,225)	(185,889)	-	(291,572)
Carrying amount	3,251,873	452,685	84,135	-	3,788,693
On balance	3,251,873	452,685	84,135	-	3,788,693

Loan portfolio is assessed for credit risk based on internal rating models. Customers are assigned with a certain rating notch which indicates the one-year probability of default. Rating notches are mapped to the UniCredit Group wide Master Scale. The Master Scale provides a standard rating scale for the entire UniCredit Group loan portfolio and also ensures comparability with rating scales from external rating agencies, based on the one-year probabilities of default assigned to each rating notch (calibration).

The Master Scale contains 10 rating classes, which are subdivided in 27 rating notches. Customers in the rating notches 1+ to 8 are expected to default only with a low probability and are defined as non-impaired customers. Rating notches 8-, 9 and 10 contains impaired customers in accordance with regulatory definitions for impaired clients.

The Group's overall risk exposure is disclosed according to the amount of identifiable impairment into four main categories: individually significant impaired, other impaired loans, past due but not impaired and neither past due nor individually impaired according to the internal rating of the Group and the past due status.

Impaired loans (including leasing receivables)

Loans and receivables are impaired and an impairment adjustment is incurred when an objective impairment evidence exist as a result of:

- one or many triggers which appeared after initial recognition of the investment (default events);
- that default event has an impact on estimated future cash flow of the asset which can be reliable measured.

4. RISK MANAGEMENT (continued)

c) Credit risk (continued)

(ii) Exposure to credit risk (continued)

Individually significant impaired loans

Individually significant impaired loans comprise significant private individuals and companies with turnover lower than 3 Mio EUR (having exposure more than EUR 250,000) which have at least one default event, as defined in the Bank's internal procedures, and significant corporate clients with turnover above 3 Mio EUR (having exposure more than EUR 1 million) with grade 8, 9 or 10, as defined in the internal rating of the Bank; these two categories are individually assessed by the Group.

For all of them, the collaterals are divided between property, goods, and assignment of receivables and other. Other collateral includes pledge on stocks, machinery, cash and financial risk insurance.

Individually significant not impaired (performing) loans

Individually significant not impaired (performing) loans comprise significant private individuals and companies with turnover lower than 1 Mio EUR (having exposure more than RON 15 Mio) that are not impaired, as defined in the Bank's internal procedures, and significant corporate clients with turnover above 1 Mio EUR (having exposure more than RON 30 Mio) with grades between 5 and 8, as defined in the internal rating of the Bank; these two categories are also individually assessed starting with 2023 by the Group.

Neither past due nor individually impaired

It includes all exposures not classified in the above categories and considered to be all performing.

Other impaired loans

Other impaired loans include all private individuals' exposures which are more than 90 days overdue and corporate and retail micro clients' exposures with grade 8-, 9 and 10 which are not individually significant.

Past due but not impaired loans

Loans for which contractual interest or principal payments are past due but the Group believes that impairment is not appropriate on the basis of the level of security/collateral available and / or the stage of collection of amounts owed to the Group.

Allowances for impairment

The Group establishes an allowance for impairment losses based on the internal methodology as described in note 3g (i).

Restructured exposures are loan contracts for which restructuring measures have been applied; these are closely monitored by the Group.

Any modification-of assets given to debtor that is facing or about to face financial difficulties in meeting financial commitments represents a concession granted to the borrower (forbearance), which wouldn't have been granted if the debtor wouldn't be in financial difficulties.

A concession refers to one of the following actions:

- a change in previous terms and conditions of a contract under which it is considered that the debtor cannot meet due to the financial difficulties ("problem asset"), in order to allow a sufficient capacity to service the debt, which would have not been granted if the debtor had not been in financial difficulty;
- a total or partial refinancing of a contract related to a problem asset, which would have not been granted the debtor had not been in financial difficulty.

A concession may generate a loss for the lender.

4. RISK MANAGEMENT (continued)

c) Credit risk (continued)

(ii) Exposure to credit risk (continued)

The replacement operations of the performing assets, that have been found objective evidence of impairment, lead to consider these exposures as problem assets only if there is a negative impact on the estimated future cash flows of the financial asset or group of financial assets that can be reliably estimated.

The contractual amount outstanding on financial assets that were written off during the year ended 31 December 2023 and that are still subject to enforcement activity is RON thousands 260,221 (2022: RON thousands 145,093). The total contractual amount of loans written off and still subject to enforcement activity is, as at 31 December 2023, RON thousands 1,370,959 (31 December 2022: RON thousands 1,337,895).

Collateral

To a large degree, the Group's exposure is in the form of traditional loans to non-financial companies and households. These loans may be secured by collateral (e.g., a mortgage on property or a charge over securities, movable property or receivables) or guarantees (usually provided by individuals or legal entities). Any form of collateral serves only as additional security for the secured loan and as such is taken into account at the time the creditworthiness of the entity requesting the credit facility is assessed. In order to protect against fluctuations in the market value of assets assigned to the Group as collateral, the value of the collateral should generally provide an adequate margin in excess of the current value of such assets, and this margin is properly adjusted as a function of the intrinsic characteristics of these assets.

When assessing collateral, special emphasis is placed on the enforceability of the collateral and its appropriateness. With regard to the former, as required by the BIS III Capital Accord the collateral obtained must be valid, effective and binding for the collateral provider, and it must be enforceable with respect to third parties in all jurisdictions, including in the event of the insolvency or receivership of the borrower and/or the collateral provider.

Due to the importance of this requirement, including for the purposes of mitigating the capital requirement for credit risk, the application procedure and related processes governing this area are particularly strict, to ensure that the documents obtained are complete and according to the procedure at a standalone level.

With regard to appropriateness, collateral is said to be appropriate when it is qualitatively and quantitatively sufficient with respect to the amount and nature of the credit facility, provided there are no significant risk elements associated with the provider of security.

The tables below present for the Group the breakdown of loans to customers by business segment and asset quality types, including also the allocated collaterals for the respective asset quality classes, separately for on balance sheet exposures and off balance sheet exposures.

The value of collaterals presented in the following tables from this chapter represents the market value capped at individual loan exposure level and further more adjusted (haircuts applied) as per internal procedures.

**NOTES TO THE CONSOLIDATED AND SEPARATE FINANCIAL STATEMENTS
FOR THE YEAR ENDED 31 December 2023**

4. RISK MANAGEMENT (continued)

c) Credit risk (continued)

(ii) Exposure to credit risk (continued)

31.12.2023 RON thousands	Total out of which:	Group Corporate	Retail Micro	Private Individuals	Private banking
Individually significant impaired loans					
Stage 3	775,085	684,364	49,402	41,319	-
Gross amount	775,085	684,364	49,402	41,319	-
Allowance for impairment	(589,734)	(513,005)	(37,322)	(39,407)	-
Carrying amount	185,351	171,359	12,080	1,912	-
Value of collateral	591,263	574,118	8,571	8,574	-
Property	67,955	57,242	2,747	7,966	-
Goods	359,140	354,156	4,984	-	-
Other collateral	164,168	162,720	840	608	-
Other not individually impaired loans					
Stage 3	318,197	50,179	34,349	233,669	-
Gross amount	318,197	50,179	34,349	233,669	-
Allowance for impairment	(191,799)	(25,511)	(22,008)	(144,280)	-
Carrying amount	126,398	24,668	12,341	89,389	-
Value of collateral	184,878	25,786	18,703	140,389	-
Property	157,208	12,622	9,459	135,127	-
Goods	6,062	3,694	2,077	291	-
Other collateral	21,608	9,470	7,167	4,971	-
Past due but not individually impaired loans					
Stage 1	1,358,481	1,159,457	126,429	72,595	-
Stage 2	812,230	309,242	68,573	434,415	-
Gross amount	2,170,711	1,468,699	195,002	507,010	-
Allowance for impairment	(153,069)	(37,369)	(7,702)	(107,998)	-
Carrying amount	2,017,642	1,431,330	187,300	399,012	-
Neither past due nor individually impaired loans					
Stage 1	25,705,367	15,975,832	1,615,234	8,107,953	6,348
Stage 2	6,622,756	4,359,717	167,956	2,075,132	19,951
Gross amount	32,328,123	20,335,549	1,783,190	10,183,085	26,299
Allowance for impairment	(817,385)	(449,243)	(32,721)	(334,349)	(1,072)
Carrying Amount	31,510,738	19,886,306	1,750,469	9,848,736	25,227
Individually significant not impaired (performing) loans					
Stage 1	1,078,616	1,078,616	-	-	-
Stage 2	1,431,762	1,431,762	-	-	-
Gross amount	2,510,378	2,510,378	-	-	-
Allowance for impairment	(154,086)	(154,086)	-	-	-
Carrying Amount	2,356,292	2,356,292	-	-	-
Total carrying amount	36,196,421	23,869,955	1,962,190	10,339,049	25,227

**NOTES TO THE CONSOLIDATED AND SEPARATE FINANCIAL STATEMENTS
FOR THE YEAR ENDED 31 December 2023**

4. RISK MANAGEMENT (continued)

c) Credit risk (continued)

(ii) Exposure to credit risk (continued)

31.12.2022 RON thousands	Total out of which:	Group Corporate	Retail Micro	Private Individuals	Private banking
Individually significant impaired					
Stage 3	817,690	703,865	51,991	61,834	-
Gross amount	817,690	703,865	51,991	61,834	-
Allowance for impairment	(660,257)	(558,517)	(45,358)	(56,382)	-
Carrying amount	157,433	145,348	6,633	5,452	-
Value of collateral	131,493	107,535	12,295	11,663	-
Property	100,321	78,397	10,860	11,064	-
Goods	2,430	2,071	359	-	-
Assignment of receivables	3,240	3,240	-	-	-
Other collateral	25,502	23,827	1,076	599	-
Other not individually impaired loans					
Stage 3	322,261	40,636	49,292	232,322	11
Gross amount	322,261	40,636	49,292	232,322	11
Allowance for impairment	(199,160)	(27,104)	(29,573)	(142,476)	(7)
Carrying amount	123,101	13,532	19,719	89,846	4
Value of collateral	174,089	17,825	28,077	128,179	8
Property	151,717	11,201	17,610	122,906	-
Goods	5,466	3,414	1,767	285	-
Other collateral	16,906	3,210	8,700	4,988	8
Past due but not individually impaired loans					
Stage 1	2,724,524	893,005	54,939	1,776,580	-
Stage 2	1,413,264	343,428	58,444	1,011,392	-
Gross amount	4,137,788	1,236,433	113,383	2,787,972	-
Allowance for impairment	(316,523)	(37,748)	(10,090)	(268,685)	-
Carrying amount	3,821,265	1,198,685	103,293	2,519,287	-
Neither past due nor individually impaired loans					
Stage 1	23,494,237	17,233,725	1,228,459	5,024,063	7,990
Stage 2	5,931,212	4,414,237	381,490	1,115,746	19,739
Gross amount	29,425,449	21,647,962	1,609,949	6,139,809	27,729
Allowance for impairment	(677,997)	(530,546)	(43,896)	(103,125)	(430)
Carrying Amount	28,747,452	21,117,416	1,566,053	6,036,684	27,299
Total carrying amount	32,849,251	22,474,981	1,695,698	8,651,269	27,303

**NOTES TO THE CONSOLIDATED AND SEPARATE FINANCIAL STATEMENTS
FOR THE YEAR ENDED 31 December 2023**

4. RISK MANAGEMENT (continued)

c) Credit risk (continued)

(ii) Exposure to credit risk (continued)

31.12.2023		Group			
RON thousands	Total out of which:	Corporate	Retail Micro	Private Individuals	Private banking
Off balance - Loan commitments					
Stage 1	13,631,418	12,793,038	536,014	298,183	4,183
Stage 2	2,316,578	2,118,367	34,332	160,180	3,699
Stage 3	62,003	56,261	3,079	2,628	35
Gross amount	16,009,999	14,967,666	573,425	460,991	7,917
Allowance for impairment	(83,522)	(78,728)	(1,819)	(2,929)	(46)
Off balance - Letters of credit					
Stage 1	184,485	184,485	-	-	-
Stage 2	30,391	30,391	-	-	-
Gross amount	214,876	214,876	-	-	-
Allowance for impairment	(987)	(987)	-	-	-
Off balance - Guarantees issued					
Stage 1	4,734,690	4,716,469	18,103	118	-
Stage 2	704,305	698,857	4,362	120	966
Stage 3	116,572	115,608	874	90	-
Gross amount	5,555,567	5,530,934	23,339	328	966
Allowance for impairment	(97,758)	(97,329)	(219)	(66)	(144)

31.12.2022		Group			
RON thousands	Total out of which:	Corporate	Retail Micro	Private Individuals	Private banking
Off balance - Loan commitments					
Stage 1	11,890,497	11,127,710	489,032	270,619	3,136
Stage 2	2,414,375	2,220,307	66,159	125,143	2,766
Stage 3	85,359	80,092	2,545	2,681	41
Gross amount	14,390,231	13,428,109	557,736	398,443	5,943
Allowance for impairment	(78,950)	(75,379)	(2,179)	(1,381)	(11)
Off balance - Letters of credit					
Stage 1	181,937	181,937	-	-	-
Stage 2	40,908	40,908	-	-	-
Gross amount	222,845	222,845	-	-	-
Allowance for impairment	(876)	(876)	-	-	-
Off balance - Guarantees issued					
Stage 1	4,402,412	4,386,720	14,508	951	233
Stage 2	856,827	843,653	5,535	3,788	3,851
Stage 3	150,568	148,701	936	560	371
Gross amount	5,409,807	5,379,074	20,979	5,299	4,455
Allowance for impairment	(149,861)	(148,392)	(794)	(422)	(253)

**NOTES TO THE CONSOLIDATED AND SEPARATE FINANCIAL STATEMENTS
FOR THE YEAR ENDED 31 December 2023**

4. RISK MANAGEMENT (continued)

c) Credit risk (continued)

(ii) Exposure to credit risk (continued)

The tables below present both for the Bank and for the Group the breakdown of loans to customers by business segment and asset quality types based on contractual (managerial) DPD, including also the allocated collaterals for the respective asset quality classes of credit-impaired exposure, separately for on balance sheet exposures and off balance sheet exposures. Presenting asset quality depending on contractual DPD is relevant because it presents a factual overdue amount (without applying the significance threshold prescribed by article 178 of CRR and EU Delegate Regulation No. 2010/171 from 19 October 2017) of the days past due of receivables. This presentation is relevant for decisions of the management taken in order to monitor and manage loans portfolios.

31.12.2023	Bank				
RON thousands	Total out of which:	Corporate	Retail Micro	Private Individuals	Private banking
Individually significant impaired loans					
Stage 3	733,736	684,364	8,053	41,319	-
Gross amount	733,736	684,364	8,053	41,319	-
Allowance for impairment	(557,815)	(513,005)	(5,403)	(39,407)	-
Carrying amount	175,921	171,359	2,650	1,912	-
Value of collateral	586,180	574,118	3,488	8,574	-
Property	67,856	57,242	2,648	7,966	-
Goods	354,156	354,156	-	-	-
Other collateral	164,168	162,720	840	608	-
Other not individually impaired loans					
Stage 3	245,348	50,179	29,476	165,693	-
Gross amount	245,348	50,179	29,476	165,693	-
Allowance for impairment	(144,271)	(25,511)	(19,471)	(99,289)	-
Carrying amount	101,077	24,668	10,005	66,404	-
Value of collateral	183,107	25,786	17,223	140,098	-
Property	157,208	12,622	9,459	135,127	-
Goods	4,291	3,694	597	-	-
Other collateral	21,608	9,470	7,167	4,971	-
Past due but not individually impaired loans					
Stage 1	1,238,129	1,159,457	29,104	49,568	-
Stage 2	723,597	309,242	44,136	370,219	-
Gross amount	1,961,726	1,468,699	73,240	419,787	-
Allowance for impairment	(122,098)	(37,369)	(6,585)	(78,144)	-
Carrying amount	1,839,628	1,431,330	66,655	341,643	-
Neither past due nor individually impaired loans					
Stage 1	24,212,661	17,947,004	438,170	5,821,139	6,348
Stage 2	5,819,036	4,359,095	142,682	1,297,308	19,951
Gross amount	30,031,697	22,306,099	580,852	7,118,447	26,299
Allowance for impairment	(612,163)	(449,353)	(20,297)	(141,441)	(1,072)
Carrying amount	29,419,534	21,856,746	560,555	6,977,006	25,227
Individually significant not impaired (performing) loans					
Stage 1	1,078,616	1,078,616	-	-	-
Stage 2	1,431,762	1,431,762	-	-	-
Gross amount	2,510,378	2,510,378	-	-	-
Allowance for impairment	(154,086)	(154,086)	-	-	-
Carrying amount	2,356,292	2,356,292	-	-	-
Total carrying amount	33,892,452	25,840,395	639,865	7,386,965	25,227

**NOTES TO THE CONSOLIDATED AND SEPARATE FINANCIAL STATEMENTS
FOR THE YEAR ENDED 31 December 2023**

4. RISK MANAGEMENT (continued)

c) Credit risk (continued)

(ii) Exposure to credit risk (continued)

31.12.2022 RON thousands	Total out of which:	Bank			
		Corporate	Retail Micro	Private Individuals	Private banking
Individually significant impaired loans					
Stage 3	797,557	703,865	31,892	61,800	-
Gross amount	797,557	703,865	31,892	61,800	-
Allowance for impairment	(640,484)	(558,517)	(25,619)	(56,348)	-
Carrying amount	157,073	145,348	6,273	5,452	-
Value of collateral	131,134	107,535	11,936	11,663	-
Property	100,321	78,397	10,860	11,064	-
Goods	2,071	2,071	-	-	-
Assignment of receivables	3,240	3,240	-	-	-
Other collateral	25,502	23,827	1,076	599	-
Other not individually impaired loans					
Stage 3	244,526	40,636	45,478	158,401	11
Gross amount	244,526	40,636	45,478	158,401	11
Allowance for impairment	(147,968)	(27,104)	(27,506)	(93,351)	(7)
Carrying amount	96,558	13,532	17,972	65,050	4
Value of collateral	172,633	17,825	26,906	127,894	8
Property	151,717	11,201	17,610	122,906	-
Goods	4,010	3,414	596	-	-
Other collateral	16,906	3,210	8,700	4,988	8
Past due but not individually impaired loans					
Stage 1	1,012,915	893,005	27,295	92,615	-
Stage 2	729,769	343,428	44,266	342,075	-
Gross amount	1,742,684	1,236,433	71,561	434,690	-
Allowance for impairment	(124,689)	(37,748)	(9,750)	(77,191)	-
Carrying amount	1,617,995	1,198,685	61,811	357,499	-
Neither past due nor individually impaired loans					
Stage 1	24,175,483	18,762,092	371,378	5,034,023	7,990
Stage 2	5,673,527	4,403,892	135,437	1,114,459	19,739
Gross amount	29,849,010	23,165,984	506,815	6,148,482	27,729
Allowance for impairment	(666,092)	(534,262)	(28,324)	(103,076)	(430)
Carrying amount	29,182,918	22,631,722	478,491	6,045,406	27,299
Total carrying amount	31,054,544	23,989,287	564,547	6,473,407	27,303

**NOTES TO THE CONSOLIDATED AND SEPARATE FINANCIAL STATEMENTS
FOR THE YEAR ENDED 31 December 2023**

4. RISK MANAGEMENT (continued)

c) Credit risk (continued)

(ii) Exposure to credit risk (continued)

31.12.2023		Bank			
RON thousands	Total out of which:	Corporate	Retail Micro	Private Individuals	Private banking
Off balance - Loan commitments					
Stage 1	13,008,026	12,700,816	228,717	74,310	4,183
Stage 2	2,252,527	2,118,367	33,153	97,308	3,699
Stage 3	60,147	56,261	2,934	917	35
Gross amount	15,320,700	14,875,444	264,804	172,535	7,917
Allowance for impairment	(81,709)	(78,573)	(1,427)	(1,663)	(46)
Off balance - Letters of credit					
Stage 1	184,485	184,485	-	-	-
Stage 2	30,391	30,391	-	-	-
Gross amount	214,876	214,876	-	-	-
Allowance for impairment	(987)	(987)	-	-	-
Off balance - Guarantees issued					
Stage 1	4,735,118	4,716,897	18,103	118	-
Stage 2	704,305	698,857	4,362	120	966
Stage 3	116,572	115,608	874	90	-
Gross amount	5,555,995	5,531,362	23,339	328	966
Allowance for impairment	(124,939)	(124,510)	(219)	(66)	(144)

31.12.2022		Bank			
RON thousands	Total out of which:	Corporate	Retail Micro	Private Individuals	Private banking
Off balance - Loan commitments					
Stage 1	11,374,810	11,049,514	216,844	105,316	3,136
Stage 2	2,326,698	2,220,307	37,784	65,841	2,766
Stage 3	83,231	80,092	2,545	553	41
Gross amount	13,784,739	13,349,913	257,173	171,710	5,943
Allowance for impairment	(77,262)	(75,216)	(1,819)	(216)	(11)
Off balance - Letters of credit					
Stage 1	181,937	181,937	-	-	-
Stage 2	40,908	40,908	-	-	-
Gross amount	222,845	222,845	-	-	-
Allowance for impairment	(876)	(876)	-	-	-
Off balance - Guarantees issued					
Stage 1	4,403,252	4,387,560	14,508	951	233
Stage 2	856,827	843,653	5,535	3,788	3,851
Stage 3	150,568	148,701	936	560	371
Gross amount	5,410,647	5,379,914	20,979	5,299	4,455
Allowance for impairment	(155,265)	(153,796)	(794)	(422)	(253)

**NOTES TO THE CONSOLIDATED AND SEPARATE FINANCIAL STATEMENTS
FOR THE YEAR ENDED 31 December 2023**

4. RISK MANAGEMENT (continued)

c) Credit risk (continued)

(ii) Exposure to credit risk (continued)

The tables below present the breakdown of **lease receivables** by business segment and asset quality types, including also the allocated collaterals for the respective asset quality classes.

31.12.2023	UCLC (Unicredit Leasing Corporation)			
RON thousands	Total out of which:	Corporate	Retail Micro	Private Individuals
Individually significant impaired loans				
Stage 3	191,251	35,846	154,215	1,190
Gross amount	191,251	35,846	154,215	1,190
Allowance for impairment	(152,293)	(53,410)	(97,693)	(1,190)
Carrying amount	38,958	(17,564)	56,522	-
Value of collateral	62,310	8,324	53,986	-
Property	19,815	-	19,815	-
Vehicles and equipment	16,447	8,324	8,123	-
Other collateral	26,048	-	26,048	-
Other not individually impaired loans				
Stage 3	56,729	-	54,239	2,490
Gross amount	56,729	-	54,239	2,490
Allowance for impairment	(21,641)	-	(20,561)	(1,080)
Carrying amount	35,088	-	33,678	1,410
Value of collateral	30,976	-	29,581	1,395
Vehicles and equipment	30,976	-	29,581	1,395
Past due but not individually impaired loans				
Stage 1	99,029	1,429	91,902	5,698
Stage 2	66,260	-	64,801	1,459
Gross amount	165,289	1,429	156,703	7,157
Allowance for impairment	(4,351)	(80)	(4,200)	(71)
Carrying amount	160,938	1,349	152,503	7,086
Neither past due nor individually impaired loans				
Stage 1	3,990,066	322,402	3,592,451	75,213
Stage 2	221,594	22,510	198,468	616
Gross amount	4,211,660	344,912	3,790,919	75,829
Allowance for impairment	(140,948)	(19,107)	(121,363)	(478)
Carrying Amount	4,070,712	325,805	3,669,556	75,351
Total carrying amount	4,305,696	309,590	3,912,259	83,847

**NOTES TO THE CONSOLIDATED AND SEPARATE FINANCIAL STATEMENTS
FOR THE YEAR ENDED 31 December 2023**

4. RISK MANAGEMENT (continued)

c) Credit risk (continued)

(ii) Exposure to credit risk (continued)

31.12.2022 RON thousands	UCLC (Unicredit Leasing Corporation)			
	Total out of which:	Corporate	Retail Micro	Private Individuals
Individually significant impaired loans				
Stage 3	218,665	44,167	173,507	991
Gross amount	218,665	44,167	173,507	991
Allowance for impairment	(168,277)	(38,724)	(128,562)	(991)
Carrying amount	50,388	5,443	44,945	-
Other not individually impaired loans				
Stage 3	51,359	-	49,702	1,657
Gross amount	51,359	-	49,702	1,657
Allowance for impairment	(17,612)	-	(16,852)	(760)
Carrying amount	33,747	-	32,850	897
Value of collateral	31,233	-	30,350	883
Vehicles and equipment	31,233	-	30,350	883
Past due but not individually impaired loans				
Stage 1	80,520	453	75,341	4,726
Stage 2	38,373	41	36,404	1,928
Gross amount	118,893	494	111,745	6,654
Allowance for impairment	(2,072)	(3)	(2,038)	(31)
Carrying amount	116,821	491	109,707	6,623
Neither past due nor individually impaired loans				
Stage 1	3,247,811	244,653	2,934,011	69,147
Stage 2	443,537	9,186	430,992	3,359
Gross amount	3,691,348	253,839	3,365,003	72,506
Allowance for impairment	(103,611)	(14,720)	(88,509)	(382)
Carrying Amount	3,587,737	239,119	3,276,494	72,124
Total carrying amount	3,788,693	245,053	3,463,996	79,644

**NOTES TO THE CONSOLIDATED AND SEPARATE FINANCIAL STATEMENTS
FOR THE YEAR ENDED 31 December 2023**

4. RISK MANAGEMENT (continued)

c) Credit risk (continued)

(ii) Exposure to credit risk (continued)

The tables below present the breakdown of loans and advances to customers by risk grades, separately for on balance sheet exposures and off balance sheet exposures.

31.12.2023		Group				
Loans and advances to customers at amortized cost (on balance)	IFRS 9 12-month PD ranges	Stage 1 12-month ECL	Stage 2 - Lifetime ECL	Stage 3 - Lifetime ECL	Of which: POCI financial assets	Total
Grades 1-3 : performing (low risk)	0% - 0.306%	3,528,657	163,497	-	-	3,692,154
Grades 4-6: performing (medium risk)	0.307%-4.965%	23,574,153	6,729,980	-	-	30,304,133
Grades 7-8 : performing (in observation & substandard)	4.966%-99.99%	1,012,683	1,878,611	-	-	2,891,294
Grade 8 : impaired	100%	-	-	1,063,407	-	1,063,407
Grade 9: impaired	100%	-	-	66	-	66
Grade 10: impaired	100%	-	-	29,809	-	29,809
Unrated	100%	26,971	94,660	-	-	121,631
Total gross amount		28,142,464	8,866,748	1,093,282	-	38,102,494
Loss allowance		(333,767)	(790,773)	(781,533)	-	(1,906,073)
Carrying amount		27,808,697	8,075,975	311,749	-	36,196,421

31.12.2022		Group				
Loans and advances to customers at amortized cost (on balance)	IFRS 9 12-month PD ranges	Stage 1 12-month ECL	Stage 2 - Lifetime ECL	Stage 3 - Lifetime ECL	Of which: POCI financial assets	Total
Grades 1-3 : performing (low risk)	0% - 0.306%	3,032,044	636,242	-	-	3,668,286
Grades 4-6: performing (medium risk)	0.307%-4.965%	22,498,371	4,592,375	-	-	27,090,746
Grades 7-8 : performing (in observation & substandard)	4.966%-99.99%	687,303	2,030,312	-	9,161	2,717,615
Grade 8 : impaired	100%	-	-	1,032,946	-	1,032,946
Grade 9: impaired	100%	-	-	189	-	189
Grade 10: impaired	100%	-	-	33,088	-	33,088
Unrated	100%	1,043	85,547	73,728	-	160,318
Total gross amount		26,218,761	7,344,476	1,139,951	9,161	34,703,188
Loss allowance		(317,295)	(677,225)	(859,417)	(812)	(1,853,937)
Carrying amount		25,901,466	6,667,251	280,534	8,349	32,849,251

**NOTES TO THE CONSOLIDATED AND SEPARATE FINANCIAL STATEMENTS
FOR THE YEAR ENDED 31 December 2023**

4. RISK MANAGEMENT (continued)

c) Credit risk (continued)

(ii) Exposure to credit risk (continued)

31.12.2023		Group				
Loans and advances to customers at amortized cost (off balance)	IFRS 9 12-month PD ranges	Stage 1 12-month ECL	Stage 2 - Lifetime ECL	Stage 3 - Lifetime ECL	Of which: POCI financial assets	Total
Grades 1-3 : performing (low risk)	0% - 0.306%	6,875,810	231,129	-	-	7,106,939
Grades 4-6: performing (medium risk)	0.307%-4.965%	11,335,423	2,497,278	-	-	13,832,701
Grades 7-8 : performing (in observation & substandard)	4.966%-99.99%	276,724	318,722	-	-	595,446
Grade 8 : impaired	100%	-	-	177,712	-	177,712
Grade 9: impaired	100%	-	-	8	-	8
Grade 10: impaired	100%	-	-	855	-	855
Unrated	100%	62,636	4,145	-	-	66,781
Total gross amount		18,550,593	3,051,274	178,575	-	21,780,442
Loss allowance		(39,930)	(53,648)	(88,689)	-	(182,267)

31.12.2022		Group				
Loans and advances to customers at amortized cost (off balance)	IFRS 9 12-month PD ranges	Stage 1 12-month ECL	Stage 2 - Lifetime ECL	Stage 3 - Lifetime ECL	Of which: POCI financial assets	Total
Grades 1-3 : performing (low risk)	0% - 0.306%	5,278,586	1,405,415	(492)	-	6,683,509
Grades 4-6: performing (medium risk)	0.307%-4.965%	10,918,007	1,571,714	-	-	12,489,721
Grades 7-8 : performing (in observation & substandard)	4.966%-99.99%	277,303	327,894	-	-	605,197
Grade 8 : impaired	100%	-	-	233,683	-	233,683
Grade 9: impaired	100%	-	-	8	-	8
Grade 10: impaired	100%	-	-	108	-	108
Unrated	100%	950	7,087	2,620	-	10,657
Total gross amount		16,474,846	3,312,110	235,927	-	20,022,883
Loss allowance		(25,832)	(39,533)	(164,322)	-	(229,687)

**NOTES TO THE CONSOLIDATED AND SEPARATE FINANCIAL STATEMENTS
FOR THE YEAR ENDED 31 December 2023**

4. RISK MANAGEMENT (continued)

c) Credit risk (continued)

(ii) Exposure to credit risk (continued)

31.12.2023 RON thousands	Bank					Of which: POCI financial assets	Total
Loans and advances to customers at amortized cost (on balance)	IFRS 9 12- month PD ranges	Stage 1 12- month ECL	Stage 2 - Lifetime ECL	Stage 3 - Lifetime ECL			
Grades 1-3 : performing (low risk)	0% - 0.306%	5,572,379	160,322	-	-	-	5,732,701
Grades 4-6: performing (medium risk)	0.307%- 4.965%	20,461,371	6,183,506	-	-	-	26,644,877
Grades 7-8 : performing (in observation & substandard)	4.966%- 99.99%	469,816	1,619,626	-	-	-	2,089,442
Grade 8 : impaired	100%	-	-	971,453	-	-	971,453
Grade 9: impaired	100%	-	-	66	-	-	66
Grade 10: impaired	100%	-	-	7,565	-	-	7,565
Unrated	100%	25,840	10,941	-	-	-	36,781
Total gross amount		26,529,406	7,974,395	979,084			35,482,885
Loss allowance		(242,850)	(645,497)	(702,086)			(1,590,433)
Carrying amount		26,286,556	7,328,898	276,998			33,892,452

31.12.2022 RON thousands	Bank					Of which: POCI financial assets	Total
Loans and advances to customers at amortized cost (on balance)	IFRS 9 12- month PD ranges	Stage 1 12- month ECL	Stage 2 - Lifetime ECL	Stage 3 - Lifetime ECL			
Grades 1-3 : performing (low risk)	0% - 0.306%	4,113,178	632,068	-	-	-	4,745,246
Grades 4-6: performing (medium risk)	0.307%- 4.965%	20,578,832	3,940,662	-	-	-	24,519,494
Grades 7-8 : performing (in observation & substandard)	4.966%- 99.99%	495,348	1,807,961	-	-	9,161	2,303,309
Grade 8 : impaired	100%	-	-	1,029,176	-	-	1,029,176
Grade 9: impaired	100%	-	-	189	-	-	189
Grade 10: impaired	100%	-	-	12,718	-	-	12,718
Unrated	100%	1,040	22,605	-	-	-	23,645
Total gross amount		25,188,398	6,403,296	1,042,083		9,161	32,633,777
Loss allowance		(248,052)	(542,730)	(788,451)		(812)	(1,579,233)
Carrying amount		24,940,346	5,860,566	253,632		8,349	31,054,544

**NOTES TO THE CONSOLIDATED AND SEPARATE FINANCIAL STATEMENTS
FOR THE YEAR ENDED 31 December 2023**

4. RISK MANAGEMENT (continued)

c) Credit risk (continued)

(ii) Exposure to credit risk (continued)

31.12.2023 RON thousands		Bank					
Loans and advances to customers at amortized cost (off balance)	IFRS 9 12-month PD ranges	Stage 1 12-month ECL	Stage 2 - Lifetime ECL	Stage 3 - Lifetime ECL	Of which: POCI financial assets	Total	
Grades 1-3 : performing (low risk)	0% - 0.306%	6,824,609	220,924	-	-	7,045,533	
Grades 4-6: performing (medium risk)	0.307%-4.965%	10,785,796	2,453,502	-	-	13,239,298	
Grades 7-8 : performing (in observation & substandard)	4.966%-99.99%	254,590	311,340	-	-	565,930	
Grade 8 : impaired	100%	-	-	175,856	-	175,856	
Grade 9: impaired	100%	-	-	8	-	8	
Grade 10: impaired	100%	-	-	855	-	855	
Unrated	100%	62,634	1,457	-	-	64,091	
Total gross amount		17,927,629	2,987,223	176,719	-	21,091,571	
Loss allowance		(40,009)	(52,927)	(114,699)	-	(207,635)	

31.12.2022 RON thousands		Bank					
Loans and advances to customers at amortized cost (off balance)	IFRS 9 12-month PD ranges	Stage 1 12-month ECL	Stage 2 - Lifetime ECL	Stage 3 - Lifetime ECL	Of which: POCI financial assets	Total	
Grades 1-3 : performing (low risk)	0% - 0.306%	5,252,005	1,394,688	-	-	6,646,693	
Grades 4-6: performing (medium risk)	0.307%-4.965%	10,432,325	1,507,068	-	-	11,939,393	
Grades 7-8 : performing (in observation & substandard)	4.966%-99.99%	274,719	317,633	-	-	592,352	
Grade 8 : impaired	100%	-	-	233,683	-	233,683	
Grade 9: impaired	100%	-	-	8	-	8	
Grade 10: impaired	100%	-	-	108	-	108	
Unrated	100%	950	5,044	-	-	5,994	
Total gross amount		15,959,999	3,224,433	233,799	-	19,418,231	
Loss allowance		(25,046)	(44,686)	(163,671)	-	(233,403)	

**NOTES TO THE CONSOLIDATED AND SEPARATE FINANCIAL STATEMENTS
FOR THE YEAR ENDED 31 December 2023**

4. RISK MANAGEMENT (continued)

c) Credit risk (continued)

(ii) Exposure to credit risk (continued)

31.12.2023		UCLC (Unicredit Leasing Corporation)				
In RON thousands						
Lease receivables (on balance)	IFRS 9 12-month PD ranges	Stage 1 12-month ECL	Stage 2 - Lifetime ECL	Stage 3 - Lifetime ECL	Of which: POCI financial assets	Total
Grades 1-3 : performing (low risk)	0.02%-0.26%	44,041	-	-	-	44,041
Grades 4-6: performing (medium risk)	0.36%-4.28%	3,455,978	208,046	-	-	3,664,024
Grades 7-8 : performing (in observation & substandard)	5.73%-73.50%	589,076	79,808	-	-	668,884
Grade 8 : impaired	100%	-	-	183,261	-	183,261
Grade 9: impaired	100%	-	-	1,966	-	1,966
Grade 10: impaired	100%	-	-	62,753	-	62,753
Total gross amount		4,089,095	287,854	247,980	-	4,624,929
Loss allowance		(111,201)	(34,098)	(173,934)	-	(319,233)
Carrying amount		3,977,894	253,756	74,046	-	4,305,696

31.12.2022		UCLC (Unicredit Leasing Corporation)				
In RON thousands						
Lease receivables (on balance)	IFRS 9 12-month PD ranges	Stage 1 12-month ECL	Stage 2 - Lifetime ECL	Stage 3 - Lifetime ECL	Of which: POCI financial assets	Total
Grades 1-3 : performing (low risk)	0.02%-0.26%	17,244	-	-	-	17,244
Grades 4-6: performing (medium risk)	0.36%-4.28%	2,972,494	355,063	-	-	3,327,557
Grades 7-8 : performing (in observation & substandard)	5.73%-73.50%	338,593	126,847	-	-	465,440
Grade 8 : impaired	100%	-	-	218,252	-	218,252
Grade 9: impaired	100%	-	-	2,698	-	2,698
Grade 10: impaired	100%	-	-	49,074	-	49,074
Total gross amount		3,328,331	481,910	270,024	-	4,080,265
Loss allowance		(76,458)	(29,225)	(185,889)	-	(291,572)
Carrying amount		3,251,873	452,685	84,135	-	3,788,693

**NOTES TO THE CONSOLIDATED AND SEPARATE FINANCIAL STATEMENTS
FOR THE YEAR ENDED 31 December 2023**

4. RISK MANAGEMENT (continued)

c) Credit risk (continued)

(ii) Exposure to credit risk (continued)

The tables below present the breakdown of loans and advances to banks by risk grades, separately for on balance sheet exposures and off balance sheet exposures.

31.12.2023 RON thousands	Group/Bank					
	IFRS 9 12-month PD ranges	Stage 1 12-month ECL	Stage 2 - Lifetime ECL	Stage 3 - Lifetime ECL	Of which: POCI financial assets	Total
Loans and advances to banks at amortized cost						
Grades 1-3 : performing (low risk)	0% - 0.306%	142,107	-	-	-	142,107
Total gross amount		142,107	-	-	-	142,107
Loss allowance		(11)	-	-	-	(11)
Carrying amount		142,096	-	-	-	142,096
Gross amount - off balance		2,446,777	-	-	-	2,446,777
Loss allowance - off balance		(10)	-	-	-	(10)

31.12.2022 RON thousands	Group/Bank					
	IFRS 9 12-month PD ranges	Stage 1 12-month ECL	Stage 2 - Lifetime ECL	Stage 3 - Lifetime ECL	Of which: POCI financial assets	Total
Loans and advances to banks at amortized cost						
Grades 1-3 : performing (low risk)	0% - 0.306%	386,445	13,690	-	-	400,135
Total gross amount		386,445	13,690	-	-	400,135
Loss allowance		(677)	(3)	-	-	(680)
Carrying amount		385,768	13,687	-	-	399,455
Gross amount - off balance		2,057,357	116,465	-	-	2,173,822
Loss allowance - off balance		(163)	(4)	-	-	(167)

The two tables above are the same also for the Bank.

Loans and advances to banks at amortized cost In RON thousands	Group		Bank	
	31.12.2023	31.12.2022	31.12.2023	31.12.2022
Investment-grade	142,096	399,455	142,096	399,455
Total	142,096	399,455	142,096	399,455

The analysis is based on the ratings issued by Standard & Poor, if available, or by Moody's and Fitch converted to the nearest equivalent on the Standard & Poor rating scale.

The investment-grade category includes loans to banks for which the debtor has the following ratings: A+, A, A-, BBB+, BBB, BBB-, BAA1 and BAA3.

The Non-investment grade category includes loans to banks for which the debtor has the following ratings: BB+, BB- and B+.

The No-rating category includes loans to banks for which the debtor has no ratings.

**NOTES TO THE CONSOLIDATED AND SEPARATE FINANCIAL STATEMENTS
FOR THE YEAR ENDED 31 December 2023**

4. RISK MANAGEMENT (continued)

c) Credit risk (continued)

(ii) Exposure to credit risk (continued)

The tables below present the breakdown of financial assets at fair value through other comprehensive income by risk grades.

31.12.2023 RON thousands		Group				
Financial assets at fair value through other comprehensive income	IFRS 9 12-month PD ranges	Stage 1 12-month ECL	Stage 2 - Lifetime ECL	Stage 3 - Lifetime ECL	Of which: POCI financial assets	Total
Grades 1-3 : performing (low risk)	0% - 0.306%	2,027,385	-	-	-	2,027,385
Total fair value		2,027,385	-	-	-	2,027,385
Loss allowance		(860)	-	-	-	(860)
Carrying amount		2,026,525	-	-	-	2,026,525

31.12.2022 RON thousands		Group				
Financial assets at fair value through other comprehensive income	IFRS 9 12-month PD ranges	Stage 1 12-month ECL	Stage 2 - Lifetime ECL	Stage 3 - Lifetime ECL	Of which: POCI financial assets	Total
Grades 1-3 : performing (low risk)	0% - 0.306%	1,923,186	-	-	-	1,923,186
Total fair value		1,923,186	-	-	-	1,923,186
Loss allowance		(668)	-	-	-	(668)
Carrying amount		1,922,518	-	-	-	1,922,518

31.12.2023 RON thousands		Bank				
Financial assets at fair value through other comprehensive income	IFRS 9 12-month PD ranges	Stage 1 12-month ECL	Stage 2 - Lifetime ECL	Stage 3 - Lifetime ECL	Of which: POCI financial assets	Total
Grades 1-3 : performing (low risk)	0% - 0.306%	2,017,620	-	-	-	2,017,620
Total fair value		2,017,620	-	-	-	2,017,620
Loss allowance		(860)	-	-	-	(860)
Carrying amount		2,016,760	-	-	-	2,016,760

31.12.2022 RON thousands		Bank				
Financial assets at fair value through other comprehensive income	IFRS 9 12-month PD ranges	Stage 1 12-month ECL	Stage 2 - Lifetime ECL	Stage 3 - Lifetime ECL	Of which: POCI financial assets	Total
Grades 1-3 : performing (low risk)	0% - 0.306%	1,920,840	-	-	-	1,920,840
Total fair value		1,920,840	-	-	-	1,920,840
Loss allowance		(668)	-	-	-	(668)
Carrying amount		1,920,172	-	-	-	1,920,172

4. RISK MANAGEMENT (continued)

c) Credit risk (continued)

(ii) Exposure to credit risk (continued)

The tables below present the breakdown of debt instruments at amortized cost by risk grades.

31.12.2023 RON thousands		Group/Bank				
Debt instruments at amortized cost	IFRS 9 12-month PD ranges	Stage 1 12-month ECL	Stage 2 - Lifetime ECL	Stage 3 - Lifetime ECL	Of which: POCI financial assets	Total
Grades 1-3 : performing (low risk)	0% - 0.306%	9,651,897	-	-	-	9,651,897
Total gross amount		9,651,897	-	-	-	9,651,897
Loss allowance		(4,683)	-	-	-	(4,683)
Carrying amount		9,647,214	-	-	-	9,647,214

31.12.2022 RON thousands		Group/Bank				
Debt instruments at amortized cost	IFRS 9 12-month PD ranges	Stage 1 12-month ECL	Stage 2 - Lifetime ECL	Stage 3 - Lifetime ECL	Of which: POCI financial assets	Total
Grades 1-3 : performing (low risk)	0% - 0.306%	8,859,380	-	-	-	8,859,380
Total gross amount		8,859,380	-	-	-	8,859,380
Loss allowance		(2,414)	-	-	-	(2,414)
Carrying amount		8,856,966	-	-	-	8,856,966

The two tables above are the same also for the Bank.

4. RISK MANAGEMENT (continued)

c) Credit risk (continued)

(ii) Exposure to credit risk (continued)

• Concentration of credit risk related to loans and advances to customers

The Group monitors concentrations of credit risk by sector of activity, client segment, products, ratings, geographical area on a quarterly basis. An analysis of concentrations of credit risk by industry at the reporting date is shown below:

Group			
Loans to customers at amortised cost - ON balance		31.12.2023	31.12.2022
Private entities (including individuals)		10,991,382	9,249,676
Retail Micro	G Commerce - wholesale and retail	865,009	774,805
	C Manufacturing	122,870	127,265
	A Agriculture - forestry - fisheries	348,576	346,461
	F Construction and civil engineering	72,571	56,598
	H Transport and storage services	491,420	380,339
	Other services	161,497	139,147
Total Retail Micro		2,061,943	1,824,615
Corporate	G Commerce - wholesale and retail	7,004,751	6,657,850
	C Manufacturing	5,595,385	5,453,158
	K Financial and insurance institutions	1,249,549	1,524,037
	O Public administration and defence; social security insurance	1,898,420	1,612,719
	A Agriculture - forestry - fisheries	1,812,363	1,817,638
	Other services	7,488,701	6,563,494
Total Corporate		25,049,169	23,628,896
Total		38,102,494	34,703,188
Allowance for impairment		(1,906,073)	(1,853,937)
Carrying amount		36,196,421	32,849,251

**NOTES TO THE CONSOLIDATED AND SEPARATE FINANCIAL STATEMENTS
FOR THE YEAR ENDED 31 December 2023**

4. RISK MANAGEMENT (continued)

c) Credit risk (continued)

(ii) Exposure to credit risk (continued)

• Concentration of credit risk related to loans and advances to customers (continued)

Group			
Loans to customers at amortised cost - OFF balance		31.12.2023	31.12.2022
Private entities (including individuals)		470,202	414,140
Loans commitments			
Retail Micro	G Commerce - wholesale and retail	392,142	381,707
	C Manufacturing	55,024	40,776
	A Agriculture - forestry - fisheries	36,233	55,256
	F Construction and civil engineering	30,069	27,675
	H Transport and storage services	16,027	14,985
	Other industries	43,930	37,337
Total Retail Micro		573,425	557,736
Corporate	C Manufacturing	3,769,233	3,222,236
	G Commerce - wholesale and retail	3,877,490	3,922,656
	F Construction and civil engineering	1,771,429	1,032,087
	D Production and supply of electricity, gas, steam and air conditioning	1,563,275	1,635,093
	B Extractive industry (mining and quarrying)	820,019	524,522
	Other industries	3,206,517	3,155,831
Total Corporate		15,007,963	13,492,425
Total loans commitments		15,581,388	14,050,161
Letters of credit			
Corporate	G Commerce - wholesale and retail	148,064	103,706
	C Manufacturing	51,614	23,669
	J Information and communication	7,123	-
	F Construction and civil engineering	7,057	94,005
	L Real estate	1,018	-
	Other industries	-	1,465
Total Corporate		214,876	222,845
Total letters of credit		214,876	222,845
Financial guarantees			
Retail Micro	M Professional, scientific and technical activities	5,025	5,423
	G Commerce - wholesale and retail	4,193	3,839
	N Administrative and support service activities	2,956	2,506
	F Construction and civil engineering	2,294	1,299
	Other services	1,239	1,183
	Other industries	7,632	6,729
Total Retail Micro		23,339	20,979
Corporate	G Commerce - wholesale and retail	1,701,810	1,334,722
	F Construction and civil engineering	1,223,201	1,036,236
	D Production and supply of electricity, gas, steam and air conditioning	1,184,749	1,476,730
	C Manufacturing	413,954	518,028
	M Professional, scientific and technical activities	358,181	-
	Other Industries	649,039	1,013,358
Total Corporate		5,530,934	5,379,074
Total financial guarantees		5,554,273	5,400,053
TOTAL Off balance sheet exposure for loans to customers		21,780,442	20,022,883
Allowance for impairment		(182,267)	(229,687)

**NOTES TO THE CONSOLIDATED AND SEPARATE FINANCIAL STATEMENTS
FOR THE YEAR ENDED 31 December 2023**

4. RISK MANAGEMENT (continued)

c) Credit risk (continued)

(ii) Exposure to credit risk (continued)

• Concentration of credit risk related to loans and advances to customers (continued)

Bank			
Loans to customers at amortised cost - ON balance		31.12.2023	31.12.2022
Private entities (including individuals)		7,771,545	6,831,113
Retail Micro	G Commerce - wholesale and retail	212,152	200,624
	C Manufacturing	112,136	112,808
	A Agriculture - forestry - fisheries	106,331	126,751
	F Construction and civil engineering	69,561	52,532
	H Transport and storage services	51,520	39,337
	Other services	139,921	123,694
Total Retail Micro		691,621	655,746
Corporate	G Commerce - wholesale and retail	6,914,522	6,572,731
	C Manufacturing	5,595,385	5,453,115
	K Financial and insurance institutions	3,325,283	3,151,125
	O Public administration and defence; social security insurance	1,898,420	1,612,719
	A Agriculture - forestry - fisheries	1,810,618	1,813,460
	Other services	7,475,491	6,543,768
Total Corporate		27,019,719	25,146,918
Total		35,482,885	32,633,777
Allowance for impairment		(1,590,433)	(1,579,233)
Carrying amount		33,892,452	31,054,544

**NOTES TO THE CONSOLIDATED AND SEPARATE FINANCIAL STATEMENTS
FOR THE YEAR ENDED 31 December 2023**

4. RISK MANAGEMENT (continued)

c) Credit risk (continued)

(ii) Exposure to credit risk (continued)

• Concentration of credit risk related to loans and advances to customers (continued)

Bank			
Loans to customers at amortised cost - OFF balance		31.12.2023	31.12.2022
Private entities (including individuals)		181,746	187,407
Loan commitments			
Retail Micro	G Commerce - wholesale and retail	88,742	82,227
	C Manufacturing	51,365	39,913
	A Agriculture - forestry - fisheries	36,233	55,256
	F Construction and civil engineering	30,069	27,675
	H Transport and storage services	16,027	14,985
	Other industries	42,368	37,117
Total Retail Micro		264,804	257,173
Corporate	C Manufacturing	3,769,233	3,222,236
	G Commerce - wholesale and retail	3,744,971	3,780,144
	F Construction and civil engineering	1,771,429	1,032,087
	D Production and supply of electricity, gas, steam and air conditioning	1,563,275	1,635,093
	B Extractive industry (mining and quarrying)	820,019	524,522
	Other industries	3,206,517	3,155,831
Total Corporate		14,875,444	13,349,913
Total loans commitments		15,140,248	13,607,086
Letters of credit			
Corporate	G Commerce - wholesale and retail	148,064	103,706
	C Manufacturing	51,614	23,669
	J Information and communication	7,123	-
	F Construction and civil engineering	7,057	94,005
	L Real estate	1,018	-
	Other industries	-	1,465
Total Corporate		214,876	222,845
Total letters of credit		214,876	222,845
Financial guarantees			
Retail Micro	M Professional, scientific and technical activities	5,025	5,423
	G Commerce - wholesale and retail	4,193	3,839
	N Administrative and support service activities	2,956	2,506
	F Construction and civil engineering	2,294	1,299
	Other services	1,239	1,183
	Other industries	7,632	6,729
Total Retail Micro		23,339	20,979
Corporate	G Commerce - wholesale and retail	1,701,810	1,334,722
	F Construction and civil engineering	1,223,201	1,036,236
	D Production and supply of electricity, gas, steam and air conditioning	1,184,749	1,476,730
	C Manufacturing	413,954	518,028
	M Professional, scientific and technical activities	358,181	-
	Other Industries	649,467	1,014,198
Total Corporate		5,531,362	5,379,914
Total financial guarantees		5,554,701	5,400,893
TOTAL Off balance sheet exposure for loans to customers		21,091,571	19,418,231
Allowance for impairment		(207,635)	(233,403)

**NOTES TO THE CONSOLIDATED AND SEPARATE FINANCIAL STATEMENTS
FOR THE YEAR ENDED 31 December 2023**

4. RISK MANAGEMENT (continued)

c) Credit risk (continued)

(ii) Exposure to credit risk (continued)

• Concentration of credit risk related to lease receivables

UCLC (Unicredit Leasing Corporation)			
Lease receivables at amortised cost - ON balance		31.12.2023	31.12.2022
Private entities (including individuals)		86,666	81,808
Retail Micro	G Commerce - wholesale and retail	762,507	662,024
	F Construction and civil engineering	731,316	656,678
	H Transport and storage services	564,586	520,032
	C Manufacturing	471,001	462,996
	M Professional, scientific and technical activities	308,889	278,176
	OTHER Other industries	1,317,777	1,120,051
Total Retail Micro		4,156,076	3,699,957
Corporate	C Manufacturing	119,594	115,879
	G Commerce - wholesale and retail	83,931	59,042
	F Construction and civil engineering	74,881	1,040
	N Administrative and support service activities	58,734	66,818
	H Transport and storage services	26,855	35,580
	OTHER Other industries	18,192	20,141
Total Corporate		382,187	298,500
Total		4,624,929	4,080,265
Allowance for impairment		(319,233)	(291,572)
Carrying amount		4,305,696	3,788,693

**NOTES TO THE CONSOLIDATED AND SEPARATE FINANCIAL STATEMENTS
FOR THE YEAR ENDED 31 December 2023**

4. RISK MANAGEMENT (continued)

c) Credit risk (continued)

(ii) Exposure to credit risk (continued)

The movements of on balance exposures of the Group's financial assets are summarized in the below tables.

31.12.2023	Group			Of which:	Total
RON thousands Loans and advances to customers at amortized cost (on balance)	Stage 1 12-month ECL	Stage 2 - Lifetime ECL	Stage 3 - Lifetime ECL	POCI Financial Assets	
Gross amount as at 31 December 2022	26,218,761	7,344,476	1,139,951	9,161	34,703,188
Changes in the gross amount					
-Transfer to stage 1	1,152,032	(1,146,639)	(5,393)	-	-
-Transfer to stage 2	(3,934,694)	3,992,779	(58,085)	-	-
-Transfer to stage 3	(176,498)	(302,957)	479,455	-	-
-Changes due to modifications of exposure	(1,272,233)	(700,122)	(200,874)	(9,161)	(2,173,229)
New financial assets originated or purchased	11,847,706	1,636,019	161,084	-	13,644,809
Financial assets that have been closed	(5,739,160)	(1,973,370)	(179,511)	-	(7,892,041)
Write-offs	-	-	(246,281)	-	(246,281)
Other changes	46,548	16,562	2,936	-	66,046
Gross amount as at 31 December 2023	28,142,464	8,866,748	1,093,282	-	38,102,494
Loss allowance as at 31 December 2023	(333,767)	(790,773)	(781,533)	-	(1,906,073)
Carrying amount as at 31 December 2023	27,808,697	8,075,975	311,749	-	36,196,421

The movements of the Group's loss allowances of financial assets are summarized as follows:

31.12.2023	Group			Of which:	Total
RON thousands Loss allowance – Loans and advances to customers at amortized cost (on balance)	Stage 1 12-month ECL	Stage 2 - Lifetime ECL	Stage 3 - Lifetime ECL	POCI Financial Assets	
Loss allowance as at 31 December 2022	(317,295)	(677,225)	(859,417)	(812)	(1,853,937)
Changes in the loss allowance					
-Transfer to stage 1	(98,902)	95,754	3,148	-	-
-Transfer to stage 2	62,003	(104,008)	42,005	-	-
-Transfer to stage 3	3,930	57,107	(61,037)	-	-
-Increases due to change in credit risk	(310)	(201,964)	(208,638)	-	(410,912)
-Decreases due to change in credit risk	51,064	35,591	1,455	-	88,110
Write-offs	-	-	246,267	-	246,267
-Changes due to modifications of exposure	82,376	65,697	83,319	812	231,392
New financial assets originated or purchased	(186,180)	(191,577)	(115,114)	-	(492,871)
Financial assets that have been closed	70,063	131,048	88,674	-	289,785
Foreign exchange and other movements	(516)	(1,196)	(2,195)	-	(3,907)
Loss allowance as at 31 December 2023	(333,767)	(790,773)	(781,533)	-	(1,906,073)

**NOTES TO THE CONSOLIDATED AND SEPARATE FINANCIAL STATEMENTS
FOR THE YEAR ENDED 31 December 2023**

4. RISK MANAGEMENT (continued)

c) Credit risk (continued)

(ii) Exposure to credit risk (continued)

The movements of on balance exposures of the Group's financial assets are summarized as follows:

31.12.2022 RON thousands Loans and advances to customers at amortized cost (on balance)	Group			Of which: POCI Financial Assets	Total
	Stage 1 12- month ECL	Stage 2 - Lifetime ECL	Stage 3 - Lifetime ECL		
Gross amount as at 31 December 2021	22,096,135	7,407,010	1,761,324	16,248	31,264,469
Changes in the gross amount					
-Transfer to stage 1	1,739,880	(1,724,163)	(15,717)	-	-
-Transfer to stage 2	(2,374,596)	2,592,255	(217,659)	-	-
-Transfer to stage 3	(57,634)	(243,167)	300,801	-	-
-Changes due to modifications of exposure	100,336	(417,406)	(160,431)	(7,087)	(477,501)
New financial assets originated or purchased	9,223,584	1,238,852	57,912	-	10,520,348
Financial assets that have been closed	(4,510,282)	(1,527,877)	(371,808)	-	(6,409,967)
Write-offs	-	-	(215,344)	-	(215,344)
Other changes	1,338	18,972	873	-	21,183
Gross amount as at 31 December 2022	26,218,761	7,344,476	1,139,951	9,161	34,703,188
Loss allowance as at 31 December 2022	(317,295)	(677,225)	(859,417)	(812)	(1,853,937)
Carrying amount as at 31 December 2022	25,901,466	6,667,251	280,534	8,349	32,849,251

The movements of the Group's loss allowances of financial assets are summarized as follows:

31.12.2022 RON thousands Loss allowance – Loans and advances to customers at amortized cost (on balance)	Group			Of which: POCI Financial Assets	Total
	Stage 1 12- month ECL	Stage 2 - Lifetime ECL	Stage 3 - Lifetime ECL		
Loss allowance as at 31 December 2021	(199,632)	(367,041)	(1,302,386)	(856)	(1,869,059)
Changes in the loss allowance					
-Transfer to stage 1	(91,816)	80,672	11,144	-	-
-Transfer to stage 2	29,217	(185,329)	156,112	-	-
-Transfer to stage 3	1,471	19,367	(20,838)	-	-
-Increases due to change in credit risk	(1,586)	(167,836)	(213,415)	-	(382,837)
-Decreases due to change in credit risk	49,809	135,815	65	-	185,689
-Write-offs	(649)	-	198,044	-	197,395
-Changes due to modifications of exposure	(1,890)	(141,261)	82,460	44	(60,691)
New financial assets originated or purchased	(149,484)	(124,010)	(41,396)	-	(314,890)
Financial assets that have been closed	47,375	72,496	270,783	-	390,654
Foreign exchange and other movements	(110)	(98)	10	-	(198)
Loss allowance as at 31 December 2022	(317,295)	(677,225)	(859,417)	(812)	(1,853,937)

**NOTES TO THE CONSOLIDATED AND SEPARATE FINANCIAL STATEMENTS
FOR THE YEAR ENDED 31 December 2023**

4. RISK MANAGEMENT (continued)

c) Credit risk (continued)

(ii) Exposure to credit risk (continued)

The movements, for Group, in loan commitments, letters of credit and financial guarantees of financial assets are summarized as follows:

31.12.2023	Group			Of which:	Total
RON thousands Loan commitments, letters of credit and financial guarantees	Stage 1 12-month ECL	Stage 2 - Lifetime ECL	Stage 3 - Lifetime ECL	POCI Financial Assets	
Gross amount as at 31 December 2022	16,474,846	3,312,110	235,927	-	20,022,883
Changes in the gross amount					
-Transfer to stage 1	1,244,830	(1,244,524)	(306)	-	-
-Transfer to stage 2	(1,463,687)	1,479,126	(15,439)	-	-
-Transfer to stage 3	(31,378)	(33,935)	65,313	-	-
-Changes due to modifications of exposure	(3,402,922)	(908,604)	1,372	-	(4,310,154)
New financial assets originated or purchased	5,722,660	450,185	7,748	-	6,180,593
Write-offs	(22,722)	(7,824)	(116,404)	-	(146,950)
Other changes	28,967	4,740	364	-	34,071
Gross amount as at 31 December 2023	18,550,593	3,051,274	178,575	-	21,780,442
Loss allowance as at 31 December 2023	(39,930)	(53,648)	(88,689)	-	(182,267)
Carrying amount as at 31 December 2023	18,510,663	2,997,626	89,886	-	21,598,175

The movements, for Group, in loss allowances for off balance exposures is summarized as follows:

31.12.2023	Group			Of which:	Total
RON thousands Loss allowance – Loan commitments, letters of credit and financial guarantees	Stage 1 12-month ECL	Stage 2 - Lifetime ECL	Stage 3 - Lifetime ECL	POCI Financial Assets	
Loss allowance as at 31 December 2022	(25,832)	(39,533)	(164,322)	-	(229,687)
Changes in the loss allowance					
-Transfer to stage 1	(23,338)	23,271	67	-	-
-Transfer to stage 2	3,508	(12,856)	9,348	-	-
-Transfer to stage 3	103	253	(356)	-	-
-Increases due to change in credit risk	(87)	(27,873)	(24,897)	-	(52,857)
-Decreases due to change in credit risk	19,880	8,706	73	-	28,659
-Changes due to modifications of exposure	1,586	1,291	9,434	-	12,311
New financial assets originated or purchased	(15,892)	(7,037)	(2,006)	-	(24,935)
Write-offs	51	58	83,719	-	83,828
Foreign exchange and other movements	91	72	251	-	414
Loss allowance as at 31 December 2023	(39,930)	(53,648)	(88,689)	-	(182,267)

**NOTES TO THE CONSOLIDATED AND SEPARATE FINANCIAL STATEMENTS
FOR THE YEAR ENDED 31 December 2023**

4. RISK MANAGEMENT (continued)

c) Credit risk (continued)

(ii) Exposure to credit risk (continued)

The movements, for Group, in off balance sheet exposures are summarized as follows:

31.12.2022 RON thousands Loan commitments, letters of credit and financial guarantees	Group			Of which: POCI Financial Assets	Total
	Stage 1 12-month ECL	Stage 2 - Lifetime ECL	Stage 3 - Lifetime ECL		
Gross amount as at 31 December 2021	14,205,466	3,603,453	218,947	-	18,027,866
Changes in the gross amount					
-Transfer to stage 1	1,020,484	(1,017,118)	(3,366)	-	-
-Transfer to stage 2	(1,139,234)	1,157,016	(17,782)	-	-
-Transfer to stage 3	(33,877)	(111,270)	145,147	-	-
-Changes due to modifications of exposure	(2,878,665)	(720,102)	(121,004)	-	(3,719,771)
New financial assets originated or purchased	5,296,533	390,520	14,836	-	5,701,889
Write-offs	(25,688)	(8,571)	(867)	-	(35,126)
Other changes	29,826	18,182	16	-	48,024
Gross amount as at 31 December 2022	16,474,845	3,312,110	235,927	-	20,022,882
Loss allowance as at 31 December 2022	(25,832)	(39,533)	(164,322)	-	(229,687)

The movements, for Group, in loss allowances for off balance exposures is summarized as follows:

31.12.2022 RON thousands Loss allowance – Loan commitments, letters of credit and financial guarantees	Group			Of which: POCI Financial Assets	Total
	Stage 1 12- month ECL	Stage 2 - Lifetime ECL	Stage 3 - Lifetime ECL		
Loss allowance as at 31 December 2021	(16,836)	(44,742)	(135,068)	-	(196,646)
Changes in the loss allowance					
-Transfer to stage 1	(15,324)	12,480	2,844	-	-
-Transfer to stage 2	1,672	(11,190)	9,518	-	-
-Transfer to stage 3	213	872	(1,085)	-	-
-Increases due to change in credit risk	(71)	(12,777)	(79,884)	-	(92,732)
-Decreases due to change in credit risk	13,026	9,316	240	-	22,582
-Changes due to modifications of exposure	(1,203)	9,351	50,128	-	58,276
New financial assets originated or purchased	(7,468)	(3,142)	(11,184)	-	(21,794)
Write-offs	129	256	163	-	548
Foreign exchange and other movements	30	43	6	-	79
Loss allowance as at 31 December 2022	(25,832)	(39,533)	(164,322)	-	(229,687)

**NOTES TO THE CONSOLIDATED AND SEPARATE FINANCIAL STATEMENTS
FOR THE YEAR ENDED 31 December 2023**

4. RISK MANAGEMENT (continued)

c) Credit risk (continued)

(ii) Exposure to credit risk (continued)

The tables below presents, for the Group, the analysis of the movements during the year per class of assets:

31.12.2023	Group		
RON thousands Stage 1 - 12 month ECL	Loans and advances to banks	Debt and equity investment securities at FVTOCI*	Debt instruments at amortized cost
Gross amount as at 31 December 2022	400,135	1,923,186	8,859,380
Changes in the gross amount			
Changes due to modifications of exposure	(108,056)	132,745	(15,426)
New financial assets originated or purchased	992	414,919	2,161,794
Financial assets that have been closed	(151,177)	(445,810)	(1,353,851)
Other changes	213	2,345	-
Gross amount as at 31 December 2023	142,107	2,027,385	9,651,897
Loss allowance as at 31 December 2023	(12)	(860)	(4,683)
Carrying amount as at 31 December 2023	142,096	2,026,525	9,647,214

31.12.2023	Group		
RON thousands Stage 1 - 12 month ECL	Loss allowance – Loans and advances to banks	Loss allowance – Debt and equity investment securities at FVTOCI*	Loss allowance – Debt instruments at amortized cost
Loss allowance as at 31 December 2022	(680)	(668)	(2,414)
Changes in the loss allowance			
-Decreases due to change in credit risk	1	-	-
-Changes due to modifications of exposure	30	-	(1,399)
New financial assets originated or purchased	-	(282)	(1,138)
Financial assets that have been closed	632	91	268
Foreign exchange and other movements	5	(1)	-
Loss allowance as at 31 December 2023	(12)	(860)	(4,683)

**NOTES TO THE CONSOLIDATED AND SEPARATE FINANCIAL STATEMENTS
FOR THE YEAR ENDED 31 December 2023**

4. RISK MANAGEMENT (continued)

c) Credit risk (continued)

(ii) Exposure to credit risk (continued)

The tables below presents, for the Group, the analysis of the movements during the year per class of assets:

31.12.2022		Loans and advances to banks	Group Debt and equity investment securities at FVTOCI*	Debt instruments at amortized cost
RON thousands	Stage 1 - 12 month ECL			
Gross amount as at 31 December 2021		493,700	1,678,030	7,952,791
Changes in the gross amount				
Changes due to modifications of exposure		(182,496)	(174,667)	597,707
New financial assets originated or purchased		173,131	578,630	1,028,718
Financial assets that have been closed		(91,917)	(158,853)	(719,836)
Other changes		7,717	46	-
Gross amount as at 31 December 2022		400,135	1,923,186	8,859,380
Loss allowance as at 31 December 2022		(680)	(668)	(2,414)
Carrying amount as at 31 December 2022		399,455	1,922,518	8,856,966

31.12.2022		Group		
RON thousands	Stage 1 - 12 month ECL	Loss allowance – Loans and advances to banks	Loss allowance – Debt and equity investment securities at FVTOCI*	Loss allowance – Debt instruments at amortized cost
Loss allowance as at 31 December 2021		(89)	(615)	(2,162)
Changes in the loss allowance				
-Changes due to modifications of exposure		(9)	-	(37)
New financial assets originated or purchased		(637)	(96)	(342)
Financial assets that have been closed		17	43	127
Foreign exchange and other movements		38	-	-
Loss allowance as at 31 December 2022		(680)	(668)	(2,414)

**NOTES TO THE CONSOLIDATED AND SEPARATE FINANCIAL STATEMENTS
FOR THE YEAR ENDED 31 December 2023**

4. RISK MANAGEMENT (continued)

c) Credit risk (continued)

(ii) Exposure to credit risk (continued)

The movements of on balance exposures of the Bank's financial assets are summarized as follows:

31.12.2023	Bank			Of which:	Total
RON thousands Loans and advances to customers at amortized cost (on balance)	Stage 1 12-month ECL	Stage 2 - Lifetime ECL	Stage 3 - Lifetime ECL	POCI Financial Assets	
Gross amount as at 31 December 2022	25,188,398	6,403,296	1,042,083	9,161	32,633,777
Changes in the gross amount					
-Transfer to stage 1	713,363	(709,939)	(3,424)	-	-
-Transfer to stage 2	(3,715,358)	3,768,891	(53,533)	-	-
-Transfer to stage 3	(158,267)	(259,098)	417,365	-	-
-Changes due to modifications of exposure	(594,265)	(595,793)	(182,129)	(9,161)	(1,372,187)
New financial assets originated or purchased	10,247,570	1,127,550	143,176	-	11,518,296
Financial assets that have been closed	(5,203,544)	(1,777,073)	(141,109)	-	(7,121,726)
Write-offs	-	-	(246,281)	-	(246,281)
Other changes	51,509	16,561	2,936	-	71,006
Gross amount as at 31 December 2023	26,529,406	7,974,395	979,084	-	35,482,885
Loss allowance as at 31 December 2023	(242,850)	(645,497)	(702,086)	-	(1,590,433)
Carrying amount as at 31 December 2023	26,286,556	7,328,898	276,998	-	33,892,452

The movements, for Bank, in loss allowances of financial assets are summarized as follows:

31.12.2023	Bank			Of which:	Total
RON thousands Loss allowance – Loans and advances to customers at amortized cost (on balance)	Stage 1 12-month ECL	Stage 2 - Lifetime ECL	Stage 3 - Lifetime ECL	POCI Financial Assets	
Loss allowance as at 31 December 2022	(248,052)	(542,730)	(788,451)	(812)	(1,579,233)
Changes in the loss allowance					
-Transfer to stage 1	(56,500)	54,371	2,129	-	-
-Transfer to stage 2	53,565	(93,264)	39,699	-	-
-Transfer to stage 3	3,156	41,339	(44,495)	-	-
-Increases due to change in credit risk	(40)	(201,930)	(200,094)	-	(402,064)
-Decreases due to change in credit risk	50,037	35,525	1,455	-	87,017
Write-offs	-	-	246,267	-	246,267
-Changes due to modifications of exposure	24,000	60,922	86,785	812	171,707
New financial assets originated or purchased	(119,956)	(96,481)	(103,174)	-	(319,611)
Financial assets that have been closed	51,458	97,948	59,992	-	209,398
Foreign exchange and other movements	(518)	(1,197)	(2,199)	-	(3,914)
Loss allowance as at 31 December 2023	(242,850)	(645,497)	(702,086)	-	(1,590,433)

**NOTES TO THE CONSOLIDATED AND SEPARATE FINANCIAL STATEMENTS
FOR THE YEAR ENDED 31 December 2023**

4. RISK MANAGEMENT (continued)

c) Credit risk (continued)

(ii) Exposure to credit risk (continued)

The movements of on balance exposures of the Bank's financial assets are summarized as follows:

31.12.2022 RON thousands Loans and advances to customers at amortized cost (on balance)	Bank			Of which: POCI Financial Assets	Total
	Stage 1 12- month ECL	Stage 2 - Lifetime ECL	Stage 3 - Lifetime ECL		
Gross amount as at 31 December 2021	20,518,605	6,914,914	1,599,622	16,248	29,033,141
Changes in the gross amount					
-Transfer to stage 1	1,616,418	(1,603,280)	(13,138)	-	-
-Transfer to stage 2	(1,966,050)	2,169,395	(203,345)	-	-
-Transfer to stage 3	(40,863)	(221,065)	261,928	-	-
-Changes due to modifications of exposure	661,763	(227,841)	(131,050)	(7,087)	302,872
New financial assets originated or purchased	8,365,611	760,079	50,488	-	9,176,178
Financial assets that have been closed	(3,970,204)	(1,407,878)	(321,444)	-	(5,699,526)
Write-offs	-	-	(201,851)	-	(201,851)
Other changes	3,118	18,972	873	-	22,963
Gross amount as at 31 December 2022	25,188,398	6,403,296	1,042,083	9,161	32,633,777
Loss allowance as at 31 December 2022	(248,052)	(542,730)	(788,451)	(812)	(1,579,233)
Carrying amount as at 31 December 2022	24,940,346	5,860,566	253,632	8,349	31,054,544

The movements, for Bank, in loss allowances of financial assets are summarized as follows:

31.12.2022 RON thousands Loss allowance – Loans and advances to customers at amortized cost (on balance)	Bank			Of which: POCI Financial Assets	Total
	Stage 1 12- month ECL	Stage 2 - Lifetime ECL	Stage 3 - Lifetime ECL		
Loss allowance as at 31 December 2021	(136,959)	(273,961)	(1,194,648)	(856)	(1,605,568)
Changes in the loss allowance					
-Transfer to stage 1	(65,810)	55,733	10,077	-	-
-Transfer to stage 2	17,277	(165,231)	147,954	-	-
-Transfer to stage 3	764	12,056	(12,820)	-	-
-Increases due to change in credit risk	(1,586)	(166,860)	(211,610)	-	(380,056)
-Decreases due to change in credit risk	49,693	130,708	64	-	180,465
-Write-offs	-	-	184,551	-	184,551
-Changes due to modifications of exposure	(42,891)	(134,339)	85,846	44	(91,384)
New financial assets originated or purchased	(98,260)	(50,058)	(35,733)	-	(184,051)
Financial assets that have been closed	29,831	49,320	237,864	-	317,015
Foreign exchange and other movements	(111)	(98)	4	-	(205)
Loss allowance as at 31 December 2022	(248,052)	(542,730)	(788,451)	(812)	(1,579,233)

**NOTES TO THE CONSOLIDATED AND SEPARATE FINANCIAL STATEMENTS
FOR THE YEAR ENDED 31 December 2023**

4. RISK MANAGEMENT (continued)

c) Credit risk (continued)

(ii) Exposure to credit risk (continued)

The movements, for Bank, in loan commitments, letters of credit and financial guarantees of financial assets are summarized as follows:

31.12.2023	Bank			Of which:	Total
RON thousands Loan commitments, letters of credit and financial guarantees	Stage 1 12-month ECL	Stage 2 - Lifetime ECL	Stage 3 - Lifetime ECL	POCI Financial Assets	
Gross amount as at 31 December 2022	15,959,999	3,224,433	233,799	-	19,418,231
Changes in the gross amount					
-Transfer to stage 1	1,200,183	(1,200,183)	-	-	-
-Transfer to stage 2	(1,452,316)	1,467,409	(15,093)	-	-
-Transfer to stage 3	(30,910)	(33,525)	64,435	-	-
-Changes due to modifications of exposure	(3,414,245)	(908,815)	694	-	(4,322,366)
New financial assets originated or purchased	5,635,951	433,164	7,588	-	6,076,703
Write-offs	-	-	(115,068)	-	(115,068)
Other changes	28,967	4,740	364	-	34,071
Gross amount as at 31 December 2023	17,927,629	2,987,223	176,719	-	21,091,571
Loss allowance as at 31 December 2023	(40,009)	(52,927)	(114,699)	-	(207,635)
Carrying amount as at 31 December 2023	17,887,620	2,934,296	62,020	-	20,883,936

The movements, for Bank, in loss allowances for off balance exposures is summarized as follows:

31.12.2023	Bank			Of which:	Total
RON thousands Loss allowance – Loan commitments, letters of credit and financial guarantees	Stage 1 12-month ECL	Stage 2 - Lifetime ECL	Stage 3 - Lifetime ECL	POCI Financial Assets	
Loss allowance as at 31 December 2022	(25,046)	(44,686)	(163,671)	-	(233,403)
Changes in the loss allowance					
-Transfer to stage 1	(23,185)	23,185	-	-	-
-Transfer to stage 2	3,492	(12,762)	9,270	-	-
-Transfer to stage 3	102	5,653	(5,755)	-	-
-Increases due to change in credit risk	(87)	(27,829)	(45,767)	-	(73,683)
-Decreases due to change in credit risk	19,872	8,706	73	-	28,651
-Changes due to modifications of exposure	1,438	1,317	9,519	-	12,274
New financial assets originated or purchased	(16,686)	(6,583)	(1,991)	-	(25,260)
Write-offs	-	-	83,372	-	83,372
Foreign exchange and other movements	91	72	251	-	414
Loss allowance as at 31 December 2023	(40,009)	(52,927)	(114,699)	-	(207,635)

**NOTES TO THE CONSOLIDATED AND SEPARATE FINANCIAL STATEMENTS
FOR THE YEAR ENDED 31 December 2023**

4. RISK MANAGEMENT (continued)

c) Credit risk (continued)

(ii) Exposure to credit risk (continued)

The movements, for Bank, in loan commitments, letters of credit and financial guarantees of financial assets are summarized as follows:

31.12.2022 RON thousands Loan commitments, letters of credit and financial guarantees	Bank			Of which: POCI Financial Assets	Total
	Stage 1 12- month ECL	Stage 2 - Lifetime ECL	Stage 3 - Lifetime ECL		
Gross amount as at 31 December 2021	13,806,391	3,503,594	216,388	-	17,526,373
Changes in the gross amount					
-Transfer to stage 1	966,894	(963,787)	(3,107)	-	-
-Transfer to stage 2	(1,095,229)	1,112,618	(17,389)	-	-
-Transfer to stage 3	(33,561)	(110,685)	144,246	-	-
-Changes due to modifications of exposure	(2,971,515)	(716,259)	(121,152)	-	(3,808,926)
New financial assets originated or purchased	5,257,193	380,770	14,797	-	5,652,760
Other changes	29,826	18,182	16	-	48,024
Gross amount as at 31 December 2022	15,959,999	3,224,433	233,799	-	19,418,231
Loss allowance as at 31 December 2022	(25,046)	(44,686)	(163,671)	-	(233,403)

The movements, for Bank, in loss allowances for off balance exposures is summarized as follows:

31.12.2022 RON thousands Loss allowance – Loan commitments, letters of credit and financial guarantees	Bank			Of which: POCI Financial Assets	Total
	Stage 1 12- month ECL	Stage 2 - Lifetime ECL	Stage 3 - Lifetime ECL		
Loss allowance as at 31 December 2021	(15,484)	(49,105)	(134,441)	-	(199,030)
Changes in the loss allowance					
-Transfer to stage 1	(14,848)	12,053	2,795	-	-
-Transfer to stage 2	1,548	(10,986)	9,438	-	-
-Transfer to stage 3	210	836	(1,046)	-	-
-Increases due to change in credit risk	(71)	(12,758)	(79,884)	-	(92,713)
-Decreases due to change in credit risk	12,984	9,316	240	-	22,540
-Changes due to modifications of exposure	(1,998)	9,025	50,396	-	57,423
New financial assets originated or purchased	(7,417)	(3,110)	(11,175)	-	(21,702)
Foreign exchange and other movements	30	43	6	-	79
Loss allowance as at 31 December 2022	(25,046)	(44,686)	(163,671)	-	(233,403)

**NOTES TO THE CONSOLIDATED AND SEPARATE FINANCIAL STATEMENTS
FOR THE YEAR ENDED 31 December 2023**

4. RISK MANAGEMENT (continued)

c) Credit risk (continued)

(ii) Exposure to credit risk (continued)

The tables below presents, for the Bank, the analysis of the movements during the year per class of assets:

31.12.2023		Bank		
RON thousands	Stage 1 - 12 month ECL	Loans and advances to banks	Debt and equity investment securities at FVTOCI*	Debt instruments at amortized cost
Gross amount as at 31 December 2022		400,135	1,920,840	8,859,380
Changes in the gross amount				
Changes due to modifications of exposure		(108,056)	125,326	(15,426)
New financial assets originated or purchased		992	414,919	2,161,794
Financial assets that have been closed		(151,177)	(445,810)	(1,353,851)
Other changes		213	2,345	-
Gross amount as at 31 December 2023		142,107	2,017,620	9,651,897
Loss allowance as at 31 December 2023		(12)	(860)	(4,683)
Carrying amount as at 31 December 2023		142,096	2,016,760	9,647,214

31.12.2023		Bank		
RON thousands	Stage 1 - 12 month ECL	Loss allowance – Loans and advances to banks	Loss allowance – Debt and equity investment securities at FVTOCI*	Loss allowance – Debt instruments at amortized cost
Loss allowance as at 31 December 2022		(680)	(668)	(2,414)
Changes in the loss allowance				
-Decreases due to change in credit risk		1	-	-
-Changes due to modifications of exposure		30	-	(1,399)
New financial assets originated or purchased		-	(282)	(1,138)
Financial assets that have been closed		632	91	268
Foreign exchange and other movements		5	(1)	-
Loss allowance as at 31 December 2023		(12)	(860)	(4,683)

4. RISK MANAGEMENT (continued)

c) Credit risk (continued)

(ii) Exposure to credit risk (continued)

The tables below presents, for the Bank, the analysis of the movements during the year per class of assets:

31.12.2022		Bank	
RON thousands	Stage 1 - 12 month ECL	Loans and advances to banks	Debt and equity investment securities at FVTOCI* Debt instruments at amortized cost
Gross amount as at 31 December 2021		493,700	1,675,684 7,952,791
Changes in the gross amount			
Changes due to modifications of exposure		(182,496)	(174,667) 597,707
New financial assets originated or purchased		173,131	578,630 1,028,718
Financial assets that have been closed		(91,917)	(158,853) (719,836)
Other changes		7,717	46 -
Gross amount as at 31 December 2022		400,135	1,920,840 8,859,380
Loss allowance as at 31 December 2022		(680)	(668) (2,414)
Carrying amount as at 31 December 2022		399,455	1,920,172 8,856,966

31.12.2022		Bank	
RON thousands	Stage 1 - 12 month ECL	Loss allowance – Loans and advances to banks	Loss allowance – Debt and equity investment securities at FVTOCI* Loss allowance – Debt instruments at amortized cost
Loss allowance as at 31 December 2021		(89)	(615) (2,162)
Changes in the loss allowance			
-Changes due to modifications of exposure		(9)	- (37)
New financial assets originated or purchased		(637)	(96) (342)
Financial assets that have been closed		17	43 127
Foreign exchange and other movements		38	- -
Loss allowance as at 31 December 2022		(680)	(668) (2,414)

**NOTES TO THE CONSOLIDATED AND SEPARATE FINANCIAL STATEMENTS
FOR THE YEAR ENDED 31 December 2023**

4. RISK MANAGEMENT (continued)

c) Credit risk (continued)

(ii) Exposure to credit risk (continued)

The movements of on balance exposures for the lease receivables are summarized as follows:

31.12.2023		UCLC (Unicredit Leasing Corporation)			Of which: POCI Financial Assets	Total
RON thousands	Loans and advances to customers at amortized cost (on balance)	Stage 1 12-month ECL	Stage 2 - Lifetime ECL	Stage 3 - Lifetime ECL		
	Gross amount as at 31 December 2022	3,328,331	481,910	270,024	-	4,080,265
Changes in the gross amount						
	-Transfer to stage 1	291,517	(288,722)	(2,795)	-	-
	-Transfer to stage 2	(138,306)	188,707	(50,401)	-	-
	-Transfer to stage 3	(36,711)	(57,207)	93,918	-	-
	-Changes due to modifications of exposure	(821,477)	(54,645)	(47,740)	-	(923,862)
	New financial assets originated or purchased	1,833,033	66,222	14,107	-	1,913,362
	Financial assets that have been closed	(367,292)	(48,411)	(21,060)	-	(436,763)
	Write-offs	-	-	(8,073)	-	(8,073)
	Gross amount as at 31 December 2023	4,089,095	287,854	247,980	-	4,624,929
	Loss allowance as at 31 December 2023	(111,201)	(34,098)	(173,934)	-	(319,233)
	Carrying amount as at 31 December 2023	3,977,894	253,756	74,046	-	4,305,696

The movements in loss allowances for lease receivables are summarized as follows:

31.12.2023		UCLC (Unicredit Leasing Corporation)			Of which: POCI Financial Assets	Total
RON thousands	Loss allowance – Loans and advances to customers at amortized cost (on balance)	Stage 1 12-month ECL	Stage 2 - Lifetime ECL	Stage 3 - Lifetime ECL		
	Loss allowance as at 31 December 2022	(76,458)	(29,225)	(185,889)	-	(291,572)
Changes in the loss allowance						
	-Transfer to stage 1	(13,427)	12,663	764	-	-
	-Transfer to stage 2	2,329	(37,069)	34,740	-	-
	-Transfer to stage 3	446	6,314	(6,760)	-	-
	-Increases due to change in credit risk	(211)	(3,075)	(44,884)	-	(48,170)
	-Decreases due to change in credit risk	9,541	21,701	1	-	31,243
	Write-offs	-	-	8,073	-	8,073
	-Changes due to modifications of exposure	5,069	1,632	14,695	-	21,396
	New financial assets originated or purchased	(46,603)	(8,103)	(6,582)	-	(61,288)
	Financial assets that have been closed	8,102	1,061	11,882	-	21,045
	Foreign exchange and other movements	11	3	26	-	40
	Loss allowance as at 31 December 2023	(111,201)	(34,098)	(173,934)	-	(319,233)

**NOTES TO THE CONSOLIDATED AND SEPARATE FINANCIAL STATEMENTS
FOR THE YEAR ENDED 31 December 2023**

4. RISK MANAGEMENT (continued)

c) Credit risk (continued)

(ii) Exposure to credit risk (continued)

The movements of on balance exposures for the lease receivables are summarized as follows:

31.12.2022	UCLC (Unicredit Leasing Corporation)			Of which:		
RON thousands	Loans and advances to customers at amortized cost (on balance)	Stage 1 12-month ECL	Stage 2 - Lifetime ECL	Stage 3 - Lifetime ECL	POCI Financial Assets	Total
Gross amount as at 31 December 2021		3,377,023	315,599	305,686	-	3,998,308
Changes in the gross amount						
-Transfer to stage 1		42,070	(37,505)	(4,565)	-	-
-Transfer to stage 2		(290,293)	300,175	(9,882)	-	-
-Transfer to stage 3		(40,771)	(24,211)	64,982	-	-
-Changes due to modifications of exposure		(767,087)	(129,906)	(54,829)	-	(951,822)
New financial assets originated or purchased		1,389,814	165,156	10,178	-	1,565,148
Financial assets that have been closed		(382,425)	(107,398)	(30,502)	-	(520,325)
Write-offs		-	-	(11,044)	-	(11,044)
Gross amount as at 31 December 2022		3,328,331	481,910	270,024	-	4,080,265
Loss allowance as at 31 December 2022		(76,458)	(29,225)	(185,889)	-	(291,572)
Carrying amount as at 31 December 2022		3,251,873	452,685	84,135	-	3,788,693

The movements in loss allowances for on balance exposures for the lease receivables are summarized as follows:

31.12.2022	UCLC (Unicredit Leasing Corporation)			Of which:		
RON thousands	Loss allowance – Loans and advances to customers at amortized cost (on balance)	Stage 1 12-month ECL	Stage 2 - Lifetime ECL	Stage 3 - Lifetime ECL	POCI Financial Assets	Total
Loss allowance as at 31 December 2021		(55,467)	(32,495)	(188,044)	-	(276,006)
Changes in the loss allowance						
-Transfer to stage 1		(2,507)	598	1,909	-	-
-Transfer to stage 2		5,747	(13,073)	7,326	-	-
-Transfer to stage 3		2,943	440	(3,383)	-	-
-Increases due to change in credit risk		(55)	(3,538)	(23,586)	-	(27,179)
-Decreases due to change in credit risk		2,163	9,069	312	-	11,544
-Write-offs		-	-	11,044	-	11,044
-Changes due to modifications of exposure		(3,664)	95	(1,967)	-	(5,536)
New financial assets originated or purchased		(28,072)	(8,856)	(6,825)	-	(43,753)
Financial assets that have been closed		2,446	18,531	17,298	-	38,275
Foreign exchange and other movements		8	4	27	-	39
Loss allowance as at 31 December 2022		(76,458)	(29,225)	(185,889)	-	(291,572)

4. RISK MANAGEMENT (continued)

d) Liquidity risk

The liquidity risk is the probability of the bank falling short of its due payments resulting from its contractual relations with clients and third parties. Under normal conditions of market functioning, the liquidity risk may materialize also through the need for the bank to pay a premium over market rates to be able to access liquidity. Among the main potential generators of liquidity risk are liquidity mismatch risk, liquidity contingency risk, market liquidity risk.

In line with the UniCredit parent Group's liquidity framework, the main goal of the Bank's overall liquidity management is to keep the liquidity exposure at such a level that the bank is able to honor its payment obligations on an on-going basis, but also during a crisis without jeopardizing its franchise value or its brand's name.

The main goal of the Bank's overall liquidity management is to keep the liquidity exposure at such a level that the bank is able to honor its payment obligations on an on-going basis, but also during a crisis without jeopardizing its franchise value or its brand's name, being in line with the UniCredit parent Group's liquidity framework

Hence, two main operating models for the liquidity management are defined: Going Concern Liquidity Management and the Contingent Liquidity Management.

From a liquidity risk governance perspective, the Bank keeps two layers of Managing Bodies acting as strategic decision taking functions and Operational units acting as operative liquidity management functions, i.e. ALM & Funding, Financial Risk and Treasury, respectively.

The short-term liquidity management of the Bank aims to maintain a sustainable equilibrium between cash inflows and cash outflows representing the fundamental condition for the purpose of assuring the normal operational continuity of the banking business.

In accordance with the strategic goal of self-sufficient funding, Bank's medium and long term funding strategy is centered on a well-diversified funding base by:

- encouraging sticky client deposits;
- development of strategic funding through own bonds issues and supranational funding.

The liquidity cost benefit allocation is an important part of the liquidity management framework. Liquidity is a scarce resource and accordingly a proper management of costs and benefits is essential in order to support sound and sustainable business models. Therefore, the Bank has put in place proper funds transfer pricing mechanism.

Key measures used by the Group for measuring liquidity risk are:

- the daily short-term liquidity report, through which cash inflows and outflows mainly coming from inter-bank transactions are monitored;
- the structural liquidity ratios/gaps, used to assess the proportion of medium-long term assets sustained with stable funding;
- regulatory indicators: the Bank has to comply with the limits imposed by National Bank of Romania, such as the liquidity indicator calculated according to NBR Regulation no. 25/2011, Liquidity coverage ratio, Net stable funding ratio, Additional liquidity monitoring metrics;
- other key indicators for the management of liquidity and funding needs used to assess the liquid assets, the concentration of funding, the way in which loans to customers are financed by commercial funding.

The Group sets the limit and triggers levels for the main indicators used to measure the liquidity risk and in case a breach is observed or anticipated, specific requested actions are taken for correcting the structure of the asset and liability mix of the Group.

A regular stress testing assessment is done in order to evaluate the liquidity position of the Group. In case of a deteriorating position, liquidity stress tests are one of the main metrics in order to support management's decisions before and also during stress situations. In particular, liquidity stress test results are useful in order to assess the "right" sizing and composition of a liquidity buffer on a regular basis. As such, liquidity stress testing serves as an essential tool of assessment of the liquidity risk in an on-going basis, rather than in a crisis situation only.

**NOTES TO THE CONSOLIDATED AND SEPARATE FINANCIAL STATEMENTS
FOR THE YEAR ENDED 31 December 2023**

4. RISK MANAGEMENT (continued)

d) Liquidity risk (continued)

An analysis of financial assets and liabilities of the Group as at 31 December 2023 presented at carrying amount by residual contractual maturity at the reporting date is presented below:

31.12.2023	Group					No fixed maturity	Total carrying amount
In RON thousands	Up to 3 months	3 months to 1 year	1-5 years	Over 5 years			
Cash and cash equivalents	20,106,053	-	-	-	-	-	20,106,053
Financial assets at fair value through profit or loss	18,881	3,106	16,063	44,839	14,823	-	97,712
Derivatives assets designated as hedging instruments	86,864	6,976	60,009	88,711	-	-	242,560
Loans and advances to banks	4,269	56,402	81,425	-	-	-	142,096
Loans and advances to customers	3,827,158	11,322,085	13,079,957	7,967,221	-	-	36,196,421
Net Lease receivables	81,069	1,128,707	2,943,557	152,363	-	-	4,305,696
Debt instruments at amortized cost	-	-	4,355,378	5,291,836	-	-	9,647,214
Financial assets at fair value through other comprehensive income	332,925	-	1,088,830	575,446	29,324	-	2,026,525
Other financial assets	532,579	-	25,678	-	-	-	558,257
Total financial assets	24,989,798	12,517,276	21,650,897	14,120,416	44,147	-	73,322,534
Financial liabilities at fair value through profit or loss	32,118	17,570	24,828	45,737	-	-	120,253
Derivatives liabilities designated as hedging instruments	16,448	758	20,732	164,466	-	-	202,404
Deposits from banks	661,939	-	579,043	-	-	-	1,240,982
Loans from banks, including subordinated liabilities	237,009	2,850,015	4,226,408	45,314	-	-	7,358,746
Debt securities issued	-	-	3,761,028	241,268	-	-	4,002,296
Deposits from customers	45,354,545	5,221,316	379,451	-	-	-	50,955,312
Other financial liabilities	1,183,864	429	745	-	-	-	1,185,038
Leasing Liabilities	19,977	53,811	140,736	41,279	-	-	255,803
Total financial liabilities	47,505,900	8,143,899	9,132,971	538,064	-	-	65,320,834
Liquidity surplus/ (shortfall)	(22,516,102)	4,373,377	12,517,926	13,582,352	44,147	-	8,001,700
Adjustment for investment securities available for refinancing*	1,664,276	-	(1,088,830)	(575,446)	-	-	-
Liquidity surplus/ (shortfall) adjusted	(20,851,826)	4,373,377	11,429,096	13,006,906	44,147	-	8,001,700

*) As part of its liquidity management the Group holds treasury bills and bonds which can easily be converted into cash in case of increasing liquidity risk. Also, most of these securities are available for refinancing in order to ensure quick access to funds.

**NOTES TO THE CONSOLIDATED AND SEPARATE FINANCIAL STATEMENTS
FOR THE YEAR ENDED 31 December 2023**

4. RISK MANAGEMENT (continued)

d) Liquidity risk (continued)

31.12.2023	Group						
In RON thousands	Up to 3 months	3 months to 1 year	1-5 years	Over 5 years	No fixed maturity	Gross nominal flow	
Commitments							
Irrevocable commitments given outflow	(4,076,213)	-	-	-	-	(4,076,213)	
Issued financial guarantees outflow	(8,087,724)	-	-	-	-	(8,087,724)	
Commitments surplus/ (shortfall)	(12,163,937)	-	-	-	-	(12,163,937)	

The table disclosed above shows the discounted cash flows of the Group, including financial guarantee contracts, and unrecognized loan commitments on the basis of their earliest possible contractual maturity.

**NOTES TO THE CONSOLIDATED AND SEPARATE FINANCIAL STATEMENTS
FOR THE YEAR ENDED 31 December 2023**

4. RISK MANAGEMENT (continued)

d) Liquidity risk (continued)

An analysis of financial assets and liabilities of the Group as at 31 December 2022 presented at carrying amount by residual contractual maturity at the reporting date is presented below:

31.12.2022	Group					
In RON thousands	Up to 3 months	3 months to 1 year	1-5 years	Over 5 years	No fixed maturity	Total carrying amount
Cash and cash equivalents	16,456,169	-	-	-	-	16,456,169
Financial assets at fair value through profit or loss	28,393	10,931	29,671	97,994	47,725	214,714
Derivatives assets designated as hedging instruments	260,410	-	15,565	34,254	-	310,229
Loans and advances to banks	24,794	272,798	101,863	-	-	399,455
Loans and advances to customers	3,830,212	11,214,312	10,760,844	7,043,883	-	32,849,251
Net Lease receivables	68,347	1,000,079	2,553,921	166,346	-	3,788,693
Debt instruments at amortized cost	315,298	1,038,285	4,166,014	3,337,369	-	8,856,966
Financial assets at fair value through other comprehensive income	32,950	123,261	1,118,780	630,369	17,158	1,922,518
Other financial assets	264,785	-	54,690	-	-	319,475
Total financial assets	21,281,358	13,659,666	18,801,348	11,310,215	64,883	65,117,470
Financial liabilities at fair value through profit or loss	40,882	38,817	28,355	68,911	-	176,965
Derivatives liabilities designated as hedging instruments	740	800	9,113	251,861	-	262,514
Deposits from banks	912,522	12,426	125,470	-	-	1,050,418
Loans from banks, including subordinated liabilities	487,577	1,978,715	4,057,789	75,455	-	6,599,536
Debt securities issued	-	-	2,465,393	1,037,441	-	3,502,834
Deposits from customers	41,866,368	3,279,834	164,738	-	-	45,310,940
Other financial liabilities	1,277,102	-	30,871	-	-	1,307,973
Leasing Liabilities	18,428	51,697	124,448	3,830	-	198,403
Total financial liabilities	44,603,619	5,362,289	7,006,177	1,437,498	-	58,409,583
Liquidity surplus/ (shortfall)	(23,322,261)	8,297,377	11,795,171	9,872,717	64,883	6,707,887
Adjustment for investment securities available for refinancing*	1,872,410	(123,261)	(1,118,780)	(630,369)	-	-
Liquidity surplus/ (shortfall) adjusted	(21,449,851)	8,174,116	10,676,391	9,242,348	64,883	6,707,887

*) As part of its liquidity management the Group holds treasury bills and bonds which can easily be converted into cash in case of increasing liquidity risk. Also, most of these securities are available for refinancing in order to ensure quick access to funds.

**NOTES TO THE CONSOLIDATED AND SEPARATE FINANCIAL STATEMENTS
FOR THE YEAR ENDED 31 December 2023**

4. RISK MANAGEMENT (continued)

d) Liquidity risk (continued)

31.12.2022	Group					No fixed maturity	Gross nominal flow
In RON thousands	Up to 3 months	3 months to 1 year	1-5 years	Over 5 years			
Commitments							
Irrevocable commitments given outflow	(3,743,820)	-	-	-	-	-	(3,743,820)
Issued financial guarantees outflow	(7,360,938)	-	-	-	-	-	(7,360,938)
Commitments surplus/ (shortfall)	(11,104,758)	-	-	-	-	-	(11,104,758)

The table disclosed above shows the discounted cash flows of the Group, including financial guarantee contracts, and unrecognized loan commitments on the basis of their earliest possible contractual maturity.

**NOTES TO THE CONSOLIDATED AND SEPARATE FINANCIAL STATEMENTS
FOR THE YEAR ENDED 31 December 2023**

4. RISK MANAGEMENT (continued)

d) Liquidity risk (continued)

An analysis of financial assets and liabilities of the Bank as at 31 December 2023 presented at carrying amount by residual contractual maturity at the reporting date is presented below:

31.12.2023 In RON thousands	Bank					No fixed maturity	Total carrying amount
	Up to 3 months	3 months to 1 year	1-5 years	Over 5 years			
Cash and cash equivalents	20,105,745	-	-	-	-	-	20,105,745
Financial assets at fair value through profit or loss	18,881	3,106	16,063	44,839	14,823	-	97,712
Derivatives assets designated as hedging instruments	86,864	6,976	60,009	88,711	-	-	242,560
Loans and advances to banks	4,269	56,402	81,425	-	-	-	142,096
Loans and advances to customers	3,722,039	10,051,972	12,049,021	8,069,420	-	-	33,892,452
Net Lease receivables	1,465	3,439	2,396	-	-	-	7,300
Debt instruments at amortized cost	-	-	4,355,378	5,291,836	-	-	9,647,214
Financial assets at fair value through other comprehensive income	332,925	-	1,088,830	575,446	19,559	-	2,016,760
Other financial assets	497,953	-	-	-	-	-	497,953
Total financial assets	24,770,141	10,121,895	17,653,122	14,070,252	34,382	-	66,649,792
Financial liabilities at fair value through profit or loss	32,118	17,570	24,828	45,737	-	-	120,253
Derivatives liabilities designated as hedging instruments	16,448	758	20,732	164,466	-	-	202,404
Deposits from banks	661,939	-	579,043	-	-	-	1,240,982
Loans from banks, including subordinated liabilities	79,406	126,201	1,221,991	-	-	-	1,427,598
Debt securities issued	-	-	3,761,028	241,268	-	-	4,002,296
Deposits from customers	45,701,830	5,204,216	96,521	-	-	-	51,002,566
Other financial liabilities	1,149,294	-	-	-	-	-	1,149,294
Leasing Liabilities	19,419	51,341	138,375	41,279	-	-	250,414
Total financial liabilities	47,660,454	5,400,086	5,842,518	492,750	-	-	59,395,807
Liquidity surplus/ (shortfall)	(22,890,313)	4,721,809	11,810,604	13,577,502	34,382	-	7,253,985
Adjustment for investment securities available for refinancing*	1,664,276	-	(1,088,830)	(575,446)	-	-	-
Liquidity surplus/ (shortfall) adjusted	(21,226,037)	4,721,809	10,721,774	13,002,056	34,382	-	7,253,985

*) As part of its liquidity management the Bank holds treasury bills and bonds which can easily be converted into cash in case of increasing liquidity risk. Also, most of these securities are available for refinancing in order to ensure quick access to funds.

**NOTES TO THE CONSOLIDATED AND SEPARATE FINANCIAL STATEMENTS
FOR THE YEAR ENDED 31 December 2023**

4. RISK MANAGEMENT (continued)

d) Liquidity risk (continued)

31.12.2023				Bank			
In RON thousands	Up to 3 months	3 months to 1 year	1-5 years	Over 5 years	No fixed maturity	Gross nominal flow	
Commitments							
Irrevocable commitments given outflow	(4,116,510)	-	-	-	-	(4,116,510)	
Issued financial guarantees outflow	(8,088,152)	-	-	-	-	(8,088,152)	
Commitments surplus/ (shortfall)	(12,204,662)	-	-	-	-	(12,204,662)	

The table disclosed above shows the discounted cash flows of the Group, including financial guarantee contracts, and unrecognized loan commitments on the basis of their earliest possible contractual maturity.

**NOTES TO THE CONSOLIDATED AND SEPARATE FINANCIAL STATEMENTS
FOR THE YEAR ENDED 31 December 2023**

4. RISK MANAGEMENT (continued)

d) Liquidity risk (continued)

An analysis of financial assets and liabilities of the Bank as at 31 December 2022 presented at carrying amount by residual contractual maturity at the reporting date is presented below:

31.12.2022	Bank					No fixed maturity	Total carrying amount
In RON thousands	Up to 3 months	3 months to 1 year	1-5 years	Over 5 years			
Cash and cash equivalents	16,455,940	-	-	-	-	-	16,455,940
Financial assets at fair value through profit or loss	28,393	10,931	29,671	97,994	47,725	-	214,714
Derivatives assets designated as hedging instruments	260,410	-	15,565	34,254	-	-	310,229
Loans and advances to banks	24,794	272,798	101,863	-	-	-	399,455
Loans and advances to customers	3,721,347	10,102,950	10,234,500	6,995,747	-	-	31,054,544
Net Lease receivables	659	3,804	6,879	-	-	-	11,342
Debt instruments at amortized cost	315,298	1,038,285	4,166,014	3,337,369	-	-	8,856,966
Financial assets at fair value through other comprehensive income	32,950	123,261	1,118,780	630,369	14,812	-	1,920,172
Other financial assets	250,620	-	-	-	-	-	250,620
Total financial assets	21,090,411	11,552,029	15,673,272	11,095,733	62,537	-	59,473,982
Financial liabilities at fair value through profit or loss	40,883	38,817	28,355	68,911	-	-	176,966
Derivatives liabilities designated as hedging instruments	740	800	9,113	251,861	-	-	262,514
Deposits from banks	912,522	12,426	125,470	-	-	-	1,050,418
Loans from banks, including subordinated liabilities	53,846	210,206	1,422,038	-	-	-	1,686,090
Debt securities issued	-	-	2,465,393	1,037,441	-	-	3,502,834
Deposits from customers	42,044,659	3,262,827	96,712	-	-	-	45,404,198
Other financial liabilities	1,239,449	-	-	-	-	-	1,239,449
Leasing Liabilities	18,090	49,849	121,771	3,652	-	-	193,362
Total financial liabilities	44,310,189	3,574,925	4,268,852	1,361,865	-	-	53,515,831
Liquidity surplus/ (shortfall)	(23,219,778)	7,977,104	11,404,420	9,733,868	62,537	-	5,958,151
Adjustment for investment securities available for refinancing*	1,872,410	(123,261)	(1,118,780)	(630,369)	-	-	-
Liquidity surplus/ (shortfall) adjusted	(21,347,368)	7,853,843	10,285,640	9,103,499	62,537	-	5,958,151

*) As part of its liquidity management the Bank holds treasury bills and bonds which can easily be converted into cash in case of increasing liquidity risk. Also, most of these securities are available for refinancing in order to ensure quick access to funds.

**NOTES TO THE CONSOLIDATED AND SEPARATE FINANCIAL STATEMENTS
FOR THE YEAR ENDED 31 December 2023**

4. RISK MANAGEMENT (continued)

d) Liquidity risk (continued)

31.12.2022	Bank					No fixed maturity	Gross nominal flow
In RON thousands	Up to 3 months	3 months to 1 year	1-5 years	Over 5 years			
Commitments							
Irrevocable commitments given outflow	(3,743,820)	-	-	-	-	-	(3,743,820)
Issued financial guarantees outflow	(7,360,938)	-	-	-	-	-	(7,360,938)
Commitments surplus/ (shortfall)	(11,104,758)	-	-	-	-	-	(11,104,758)

The table disclosed above shows the discounted cash flows of the Group, including financial guarantee contracts, and unrecognized loan commitments on the basis of their earliest possible contractual maturity.

**NOTES TO THE CONSOLIDATED AND SEPARATE FINANCIAL STATEMENTS
FOR THE YEAR ENDED 31 December 2023**

4. RISK MANAGEMENT (continued)

d) Liquidity risk (continued)

An analysis of notional amounts of the Group's derivative financial assets/liabilities by residual contractual maturity at the reporting date is presented below:

31.12.2023			Group				
In RON thousands	Carrying amount	Gross nominal inflow /(outflow)	Less than 1 month	1 to 3 Months	3 months to 1 year	1-5 years	Over 5 years
Derivative assets	76,982	78,450	2,756	13,729	5,610	12,162	44,193
Outflow		(2,545,215)	(774,097)	(1,309,862)	(440,134)	(12,328)	(8,794)
Inflow		2,623,665	776,853	1,323,591	445,744	24,490	52,987
Derivative liabilities	(322,657)	(78,364)	(900)	(9,996)	(2,243)	(19,181)	(46,044)
Outflow		(1,140,843)	(240,301)	(840,119)	(32,730)	(18,392)	(9,301)
Inflow		1,062,479	239,401	830,123	30,487	(789)	(36,743)

31.12.2022			Group				
In RON thousands	Carrying amount	Gross nominal inflow /(outflow)	Less than 1 month	1 to 3 Months	3 months to 1 year	1-5 years	Over 5 years
Derivative assets	130,819	126,313	12,032	12,849	25,972	1,842	73,618
Outflow		(2,273,266)	(543,882)	(796,557)	(844,278)	(74,292)	(14,257)
Inflow		2,399,579	555,914	809,406	870,250	76,134	87,875
Derivative liabilities	(439,479)	(177,081)	(3,480)	(36,946)	(50,995)	(5,599)	(80,061)
Outflow		(1,650,614)	(340,374)	(624,197)	(686,676)	13,665	(13,032)
Inflow		1,473,533	336,894	587,251	635,681	(19,264)	(67,029)

**NOTES TO THE CONSOLIDATED AND SEPARATE FINANCIAL STATEMENTS
FOR THE YEAR ENDED 31 December 2023**

4. RISK MANAGEMENT (continued)

d) Liquidity risk (continued)

An analysis of notional amounts of the Bank's derivative financial assets/liabilities by residual contractual maturity at the reporting date is presented below:

31.12.2023		Bank					
In RON thousands	Carrying amount	Gross nominal inflow /(outflow)	Less than 1 month	1 to 3 Months	3 months to 1 year	1-5 years	Over 5 years
Derivative assets	76,982	78,450	2,756	13,729	5,610	12,162	44,193
Outflow		(2,545,215)	(774,097)	(1,309,862)	(440,134)	(12,328)	(8,794)
Inflow		2,623,665	776,853	1,323,591	445,744	24,490	52,987
Derivative liabilities	(322,657)	(78,364)	(900)	(9,996)	(2,243)	(19,181)	(46,044)
Outflow		(1,140,843)	(240,301)	(840,119)	(32,730)	(18,392)	(9,301)
Inflow		1,062,479	239,401	830,123	30,487	(789)	(36,743)

31.12.2022		Bank					
In RON thousands	Carrying amount	Gross nominal inflow /(outflow)	Less than 1 month	1 to 3 Months	3 months to 1 year	1-5 years	Over 5 years
Derivative assets	130,819	126,313	12,032	12,849	25,972	1,842	73,618
Outflow		(2,273,266)	(543,882)	(796,557)	(844,278)	(74,292)	(14,257)
Inflow		2,399,579	555,914	809,406	870,250	76,134	87,875
Derivative liabilities	(439,480)	(177,081)	(3,480)	(36,946)	(50,995)	(5,599)	(80,061)
Outflow		(1,650,614)	(340,374)	(624,197)	(686,676)	13,665	(13,032)
Inflow		1,473,533	336,894	587,251	635,681	(19,264)	(67,029)

4. RISK MANAGEMENT (continued)

e) Market risk

Market risk is the risk that changes in market prices, such as interest rate, equity prices, foreign exchange rates and credit spreads (not relating to changes in the obligor's/ issuer's credit standing) will affect the Group's income or the value of its holdings of financial instruments. The objective of market risk management is to manage and control market risk exposures within acceptable parameters, while optimizing the return on risk.

Management of Market Risk

Organizational structure

The Supervisory Board lays down strategic guidelines for taking on market risks by calculating, depending on the propensity to risk and objectives of value creation in proportion to risks assumed, capital allocation for all business segments, in compliance with UniCredit Group strategies.

The Risk Management Committee provides advice and recommendations in respect of decisions taken by the Chief Executive Officer and in drawing up proposals made by the Chief Executive Officer to the Directorate or the Supervisory Board with regards to the following:

- guidance as to the methods to be used to realize models for the measurement and monitoring of Group risks;
- the Group's risk policies (identification of risk, analysis of the level of propensity to risk, definition of capital allocation objectives and the limits for each type of risk, assignment of related functional responsibilities to the relevant departments and divisions);
- corrective action aimed at rebalancing the Group's risk positions.

The overall authority for market risk is delegated towards Financial Risk Committee. The Market Risk unit ensures the measurement and monitoring of risks assumed in accordance with the guidelines set out by UniCredit Group.

Asset and Liability Management ("Finance") unit, in coordination with Markets Trading manages strategic and operational Balance sheet management, with the objective of ensuring a balanced asset position and the operating and financial sustainability of the Group's growth policies on the loans market, optimizing the Group's exchange rate, interest rate and liquidity risk.

The Group separates its exposure to market risk between trading and non-trading portfolios. Trading portfolio is held by Markets Trading unit, and includes positions arising from market making and proprietary position taking, together with most financial assets that are managed on a fair value basis. Also all foreign exchange risk is transferred and sold down by Assets and Liability Management to the Markets Trading unit. Accordingly, the foreign exchange position is treated as part of the Group's trading portfolios for risk management purposes.

Exposure to market risk – Value at Risk Tool

The main tool used to measure and control market risk exposure is Value at Risk (VaR). VaR is the maximum estimated loss that will arise on the entire portfolio over a specified period of time (holding period) from an adverse market movement with a specified probability (confidence level).

The VaR model used by the Group is based upon a 99 percentage confidence level and assumes a 1 day holding period. Use of a 1-day time-horizon makes it possible to make an immediate comparison between profits/losses realized.

4. RISK MANAGEMENT (continued)

e) Market risk (continued)

Exposure to market risks – Value at Risk Tool (continued)

Although VaR is an important tool for measuring market risk, the assumptions on which the model is based do give rise to some limitations, including the following:

- A 1 day holding period assumes that it is possible to hedge or dispose of positions within that period. This is considered to be a realistic assumption in almost all cases but may not be the case in situations in which there is severe market illiquidity for a prolonged period.
- A 99 percent confidence level does not reflect losses that may occur beyond this level. Even within the model used there is a one percent probability that losses could exceed the VaR.
- VaR is calculated on an end-of-day basis and does not reflect exposures that may arise on positions during the trading day.
- The use of historical data as a basis for determining the possible range of future outcomes may not always cover all possible scenarios, especially those of an exceptional nature.
- The VaR measure is dependent upon the Group's position and the volatility of market prices. The VaR of an unchanged position reduces if the market price volatility declines and vice versa.

The Group uses a VaR warning limit for total market risk and banking book and a limit for trading book; this limit is subject to review and approval by UniCredit Group and ALCO. VaR is measured daily by a common system throughout the UniCredit Group; data is automatically upload from the core banking system and other front office systems.

A summary of the VaR position of the Group and of the Bank is as follows:

31.12.2023 in EUR thousands	Grup				Bank			
	At 31 December	Average	Maximum	Minimum	At 31 December	Average	Maximum	Minimum
Foreign currency risk	14	51	192	4	13	50	188	4
Interest rate risk	4,680	4,732	6,473	3,575	4,637	4,639	6,534	3,322
Credit spread risk	10,372	14,283	18,238	10,284	10,372	14,283	18,238	10,284
Overall	9,738	14,139	17,698	9,496	9,476	14,160	17,902	9,441

31.12.2022 in EUR thousands	Grup				Bank			
	At 31 December	Average	Maximum	Minimum	At 31 December	Average	Maximum	Minimum
Foreign currency risk	54	35	186	2	54	35	181	2
Interest rate risk	4,268	4,363	7,365	2,819	4,240	4,293	7,249	2,848
Credit spread risk	17,546	15,760	19,445	7,788	17,546	15,760	19,445	7,788
Overall	17,146	14,613	18,076	7,070	17,367	14,655	17,913	6,955

The limitations of the VaR methodology are recognized by supplementing VaR limits with other position and sensitivity limit analyses. The Group uses a range of stress tests to model the financial impact of a variety of exceptional market scenarios on the Group's positions.

4. RISK MANAGEMENT (continued)

e) Market risk (continued)

Foreign exchange (FX) analysis

The FX net open position limits are assigned by the Group and are lower than the prudential limits imposed by the National Bank of Romania.

The limits are expressed in EUR equivalent and the exposure to the limits is monitored on a daily basis by Market Risk department.

The table shows the average usage of the limits during 2023 and 2022, which correlate also with the stable FX VaR figure.

Foreign exchange (FX) Open Position of the Bank is as follows:

in EUR thousands	Group			
	31.12.2023		31.12.2022	
	Limits (EUR equivalent)	Average usage	Limits (EUR equivalent)	Average usage
EUR	40,000	24.26%	60,000	23.52%
USD	5,000	6.58%	5,000	4.59%

in EUR thousands	Bank			
	31.12.2023		31.12.2022	
	Limits (EUR equivalent)	Average usage	Limits (EUR equivalent)	Average usage
EUR	40,000	23.98%	60,000	23.58%
USD	5,000	6.11%	5,000	4.36%

Exposure to market risks – Interest Rate Gap tool

Interest rate risk is managed principally through monitoring interest rate gaps and by having pre-approved limits for repricing bands. ALCO is the monitoring body for compliance with these limits and it is assisted by Market Risk in its day to day monitoring activities.

**NOTES TO THE CONSOLIDATED AND SEPARATE FINANCIAL STATEMENTS
FOR THE YEAR ENDED 31 December 2023**

4. RISK MANAGEMENT (continued)

e) Market risk (continued)

A summary of the Group's interest rate gap position on interest earning assets and liabilities, based on the earlier date between contractual maturity and repricing date, as at 31 December 2023, is presented below:

31.12.2023 in RON thousands	Group				No fixed maturity	Total carrying amount
	Up to 3 months	3 months to 1 year	1-5 years	Over 5 years		
Cash and cash equivalents	20,106,053	-	-	-	-	20,106,053
Financial assets held for trading	18,881	3,106	16,063	44,839	-	82,889
Derivatives assets designated as hedging instruments	86,864	6,976	60,009	88,711	-	242,560
Loans and advances to banks	-	-	142,096	-	-	142,096
Loans and advances to customers	18,638,079	7,028,437	10,217,998	311,907	-	36,196,421
Net Lease receivables	3,055,049	71,476	1,085,526	93,645	-	4,305,696
Debt instruments at amortized cost	-	-	4,355,378	5,291,836	-	9,647,214
Financial assets at fair value through other comprehensive income	332,924	-	1,088,831	575,446	-	1,997,201
Other financial assets	558,257	-	-	-	-	558,257
Total financial assets	42,796,107	7,109,995	16,965,901	6,406,384	-	73,278,387
Financial liabilities at fair value through profit or loss	32,118	17,570	24,828	45,737	-	120,253
Derivatives liabilities designated as hedging instruments	16,448	758	20,732	164,466	-	202,404
Deposits from banks	1,219,073	21,909	-	-	-	1,240,982
Loans from banks, including subordinated liabilities	5,616,626	1,102,481	568,005	71,634	-	7,358,746
Deposits from customers	45,335,750	5,204,215	415,347	-	-	50,955,312
Debt securities issued	3,029,309	972,987	-	-	-	4,002,296
Other financial liabilities	1,185,038	-	-	-	-	1,185,038
Leasing Liabilities	24,449	51,662	138,413	41,279	-	255,803
Total financial liabilities	56,458,811	7,371,582	1,167,325	323,116	-	65,320,834
Interest sensitivity surplus / (shortfall)	(13,662,704)	(261,587)	15,798,576	6,083,268	-	7,957,553

**NOTES TO THE CONSOLIDATED AND SEPARATE FINANCIAL STATEMENTS
FOR THE YEAR ENDED 31 December 2023**

4. RISK MANAGEMENT (continued)

e) Market risk (continued)

A summary of the Group's interest rate gap position on interest earning assets and liabilities, based on the earlier date between contractual maturity and repricing date, as at 31 December 2022, is presented below:

31.12.2022 in RON thousands	Group				No fixed maturity	Total carrying amount
	Up to 3 months	3 months to 1 year	1-5 years	Over 5 years		
Cash and cash equivalents	16,456,169	-	-	-	-	16,456,169
Financial assets held for trading	28,393	10,931	29,671	97,994	-	166,989
Derivatives assets designated as hedging instruments	260,410	-	15,565	34,254	-	310,229
Loans and advances to banks	24,794	272,798	101,863	-	-	399,455
Loans and advances to customers	19,834,051	7,505,114	5,312,969	197,117	-	32,849,251
Net Lease receivables	2,721,190	94,538	921,952	51,013	-	3,788,693
Debt instruments at amortized cost	315,298	1,038,285	4,166,014	3,337,369	-	8,856,966
Financial assets at fair value through other comprehensive income	32,950	123,261	1,118,780	630,369	-	1,905,360
Other financial assets	274,908	10,001	34,566	-	-	319,475
Total financial assets	39,948,163	9,054,928	11,701,380	4,348,116	-	65,052,587
Financial liabilities at fair value through profit or loss	40,882	38,817	28,355	68,911	-	176,965
Derivatives liabilities designated as hedging instruments	740	800	9,113	251,861	-	262,514
Deposits from banks	999,572	50,846	-	-	-	1,050,418
Loans from banks, including subordinated liabilities	4,711,499	723,577	1,071,483	92,977	-	6,599,536
Deposits from customers	41,848,451	3,365,777	96,712	-	-	45,310,940
Debt securities issued	2,822,877	679,957	-	-	-	3,502,834
Other financial liabilities	1,307,973	-	-	-	-	1,307,973
Leasing Liabilities	30,242	48,988	115,492	3,681	-	198,403
Total financial liabilities	51,762,236	4,908,762	1,321,155	417,430	-	58,409,583
Interest sensitivity surplus / (shortfall)	(11,814,073)	4,146,166	10,380,225	3,930,686	-	6,643,004

**NOTES TO THE CONSOLIDATED AND SEPARATE FINANCIAL STATEMENTS
FOR THE YEAR ENDED 31 December 2023**

4. RISK MANAGEMENT (continued)

e) Market risk (continued)

A summary of the Bank's interest rate gap position on interest earning assets and liabilities, based on the earlier date between contractual maturity and repricing date, as at 31 December 2023, is presented below:

31.12.2023 in RON thousands	Bank				No fixed maturity	Total carrying amount
	Up to 3 months	3 months to 1 year	1-5 years	Over 5 years		
Cash and cash equivalents	20,105,745	-	-	-	-	20,105,745
Financial assets held for trading	18,881	3,106	16,063	44,839	-	82,889
Derivatives assets designated as hedging instruments	86,864	6,976	60,009	88,711	-	242,560
Loans and advances to banks	-	-	142,096	-	-	142,096
Loans and advances to customers	18,544,689	7,066,916	7,869,118	411,729	-	33,892,452
Net Lease receivables	7,300	-	-	-	-	7,300
Debt instruments at amortized cost	-	-	4,355,378	5,291,836	-	9,647,214
Financial assets at fair value through other comprehensive income	332,924	-	1,088,831	575,446	-	1,997,201
Other financial assets	497,954	-	-	-	-	497,953
Total financial assets	39,594,357	7,076,998	13,531,495	6,412,561	-	66,615,410
Financial liabilities at fair value through profit or loss	32,118	17,570	24,828	45,737	-	120,253
Derivatives liabilities designated as hedging instruments	16,448	758	20,732	164,466	-	202,404
Deposits from banks	1,219,073	21,909	-	-	-	1,240,982
Loans from banks, including subordinated liabilities	1,427,598	-	-	-	-	1,427,598
Deposits from customers	45,701,830	5,204,216	96,521	-	-	51,002,566
Debt securities issued	3,029,309	972,987	-	-	-	4,002,296
Other financial liabilities	1,149,294	-	-	-	-	1,149,294
Leasing Liabilities	19,419	51,341	138,375	41,279	-	250,414
Total financial liabilities	52,595,089	6,268,781	280,456	251,482	-	59,395,807
Interest sensitivity surplus / (shortfall)	(13,000,732)	808,217	13,251,039	6,161,079	-	7,219,603

**NOTES TO THE CONSOLIDATED AND SEPARATE FINANCIAL STATEMENTS
FOR THE YEAR ENDED 31 December 2023**

4. RISK MANAGEMENT (continued)

e) Market risk (continued)

A summary of the Bank's interest rate gap position on interest earning assets and liabilities, based on the earlier date between contractual maturity and repricing date, as at 31 December 2022, is presented below:

31.12.2022 in RON thousands	Bank				No fixed maturity	Total carrying amount
	Up to 3 months	3 months to 1 year	1-5 years	Over 5 years		
Cash and cash equivalents	16,455,940	-	-	-	-	16,455,940
Financial assets held for trading	28,393	10,931	29,671	97,994	-	166,989
Derivatives assets designated as hedging instruments	260,410	-	15,565	34,254	-	310,229
Loans and advances to banks	24,794	272,798	101,863	-	-	399,455
Loans and advances to customers	19,491,133	7,004,257	4,428,240	130,914	-	31,054,544
Net Lease receivables	659	3,804	6,879	-	-	11,342
Debt instruments at amortized cost	315,298	1,038,285	4,166,014	3,337,369	-	8,856,966
Financial assets at fair value through other comprehensive income	32,950	123,261	1,118,780	630,369	-	1,905,360
Other financial assets	250,620	-	-	-	-	250,620
Total financial assets	36,860,197	8,453,336	9,867,012	4,230,900	-	59,411,445
Financial liabilities at fair value through profit or loss	40,883	38,817	28,355	68,911	-	176,966
Derivatives liabilities designated as hedging instruments	740	800	9,113	251,861	-	262,514
Deposits from banks	999,572	50,846	-	-	-	1,050,418
Loans from banks, including subordinated liabilities	1,686,090	-	-	-	-	1,686,090
Deposits from customers	42,044,659	3,262,827	96,712	-	-	45,404,198
Debt securities issued	2,822,877	679,957	-	-	-	3,502,834
Other financial liabilities	1,239,449	-	-	-	-	1,239,449
Leasing Liabilities	24,745	43,366	121,570	3,681	-	193,362
Total financial liabilities	48,859,015	4,076,613	255,750	324,453	-	53,515,831
Interest sensitivity surplus / (shortfall)	(11,998,818)	4,376,723	9,611,262	3,906,447	-	5,895,614

**NOTES TO THE CONSOLIDATED AND SEPARATE FINANCIAL STATEMENTS
FOR THE YEAR ENDED 31 December 2023**

4. RISK MANAGEMENT (continued)

e) Market risk (continued)

The following table shows the yearly average interest rates obtained or offered during 2023:

31.12.2023	RON Average	Group EUR Average	USD Average	RON Average	Bank EUR Average	USD Average
Assets						
Current accounts with the National Bank of Romania	0.74%	0.06%	-	0.74%	0.06%	-
Loans and advances to banks	4.49%	3.16%	4.79%	4.49%	3.16%	4.79%
Debt securities	4.45%	2.22%	-	4.45%	2.22%	-
Loans and advances to customers	8.88%	5.34%	7.78%	8.54%	5.57%	7.78%
Net lease receivables	6.88%	3.51%	8.15%	0.00%	0.00%	0.00%
Liabilities						
Deposits from banks	5.09%	4.36%	5.23%	5.09%	4.36%	5.23%
Deposits from customers	6.48%	2.29%	3.95%	6.48%	2.29%	3.95%
Loans from banks	3.97%	3.98%	0.00%	7.58%	1.00%	0.00%
Subordinated loans	0.00%	6.59%	-	0.00%	6.75%	-

The following table shows the yearly average interest rates obtained or offered during 2022:

31.12.2022	RON Average	Grup EUR Average	USD Average	RON Average	Bank EUR Average	USD Average
Assets						
Current accounts with the National Bank of Romania	0.44%	0.00%	-	0.44%	0.00%	-
Loans and advances to banks	6.05%	0.14%	1.89%	6.05%	0.14%	1.89%
Debt securities	4.52%	2.21%	-	4.52%	2.21%	-
Loans and advances to customers	7.51%	2.84%	4.47%	7.10%	2.80%	4.47%
Net lease receivables	6.39%	3.40%	7.60%	0.00%	0.00%	0.00%
Liabilities						
Deposits from banks	5.24%	1.09%	0.10%	5.24%	1.09%	0.10%
Deposits from customers	5.33%	0.45%	1.64%	5.33%	0.45%	1.64%
Loans from banks	4.15%	1.49%	0.00%	8.20%	0.36%	0.00%
Subordinated loans	-	3.98%	-	-	4.22%	-

The interest rates related to the local currency and the major foreign currencies as at 31 December 2023 and 31 December 2022 were as follows:

Currencies	Interest rate	31.12.2023	31.12.2022
RON	Robor 3 months	6.22%	7.57%
RON	Robor 6 months	6.27%	7.81%
RON	Benchmark index for loans granted to consumers – daily value	6.02%	5.73%
EUR	Euribor 3 months	3.91%	2.13%
EUR	Euribor 6 months	3.86%	2.69%
USD	Libor 3 months	5.63%	4.77%
USD	Libor 6 months	5.69%	5.14%

**NOTES TO THE CONSOLIDATED AND SEPARATE FINANCIAL STATEMENTS
FOR THE YEAR ENDED 31 December 2023**

4. RISK MANAGEMENT (continued)

e) Market risk (continued)

The amounts of assets and liabilities held in RON and in foreign currencies for the Group as at 31 December 2023 are presented below:

31.12.2023 in RON thousands	RON	USD	Group EUR	Other	Total
Financial assets					
Cash and cash equivalents	10,178,439	987,460	8,871,330	68,824	20,106,053
Financial assets at fair value through profit or loss	16,187	15,882	65,630	13	97,712
Derivatives assets designated as hedging instruments	15,424	11	227,125	-	242,560
Loans and advances to banks	110,721	-	31,375	-	142,096
Loans and advances to customers	21,186,969	384,607	14,624,835	10	36,196,421
Net Lease receivables	92,323	84	4,213,289	-	4,305,696
Debt instruments at amortized cost	9,647,214	-	-	-	9,647,214
Financial assets at fair value through other comprehensive income	1,417,896	-	608,629	-	2,026,525
Other financial assets	499,216	13,477	45,554	10	558,257
Total financial assets	43,164,389	1,401,521	28,687,767	68,857	73,322,534
Financial liabilities					
Financial liabilities at fair value through profit or loss	10,450	1,181	108,609	13	120,253
Derivatives liabilities designated as hedging instruments	15,892	39	186,473	-	202,404
Deposits from banks	420,691	-	820,291	-	1,240,982
Loans from banks	2,376,794	-	4,029,879	-	6,406,673
Subordinated liabilities	-	-	952,073	-	952,073
Deposits from customers	32,173,241	2,102,418	16,483,232	196,421	50,955,312
Debt securities issued	1,161,995	-	2,840,301	-	4,002,296
Other financial liabilities	641,296	61,086	466,728	15,928	1,185,038
Lease liabilities	2,010	1,917	251,876	-	255,803
Total financial liabilities	36,802,369	2,166,641	26,139,462	212,362	65,320,834
Net financial assets/(liabilities)	6,362,020	(765,120)	2,548,305	(143,505)	8,001,700

**NOTES TO THE CONSOLIDATED AND SEPARATE FINANCIAL STATEMENTS
FOR THE YEAR ENDED 31 December 2023**

4. RISK MANAGEMENT (continued)

e) Market risk (continued)

The amounts of assets and liabilities held in RON and in foreign currencies for the Group as at 31 December 2022 are presented below:

31.12.2022 in RON thousands	RON	USD	Group EUR	Other	Total
Financial assets					
Cash and cash equivalents	8,099,761	1,007,266	7,276,633	72,509	16,456,169
Financial assets at fair value through profit or loss	61,779	50,444	102,478	13	214,714
Derivatives assets designated as hedging instruments	392	62	309,775	-	310,229
Loans and advances to banks	353,939	-	45,516	-	399,455
Loans and advances to customers	18,554,080	366,715	13,928,445	11	32,849,251
Net Lease receivables	133,246	214	3,655,233	-	3,788,693
Debt instruments at amortized cost	8,856,966	-	-	-	8,856,966
Financial assets at fair value through other comprehensive income	1,360,835	-	561,683	-	1,922,518
Other financial assets	283,937	612	34,264	662	319,475
Total financial assets	37,704,935	1,425,313	25,914,027	73,195	65,117,470
Financial liabilities					
Financial liabilities at fair value through profit or loss	75,210	1,251	100,491	13	176,965
Derivatives liabilities designated as hedging instruments	431	209	261,874	-	262,514
Deposits from banks	685,568	-	364,850	-	1,050,418
Loans from banks	1,972,105	-	3,681,827	-	5,653,932
Subordinated liabilities	-	-	945,604	-	945,604
Deposits from customers	27,650,217	2,316,997	15,149,926	193,800	45,310,940
Debt securities issued	679,957	-	2,822,877	-	3,502,834
Other financial liabilities	399,419	54,056	832,250	22,248	1,307,973
Lease liabilities	5,038	1,668	191,697	-	198,403
Total financial liabilities	31,467,945	2,374,181	24,351,396	216,061	58,409,583
Net financial assets/(liabilities)	6,236,990	(948,868)	1,562,631	(142,866)	6,707,887

**NOTES TO THE CONSOLIDATED AND SEPARATE FINANCIAL STATEMENTS
FOR THE YEAR ENDED 31 December 2023**

4. RISK MANAGEMENT (continued)

e) Market risk (continued)

The amounts of assets and liabilities held in RON and in foreign currencies for the Bank as at 31 December 2023 can be analysed as follows:

31.12.2023 in RON thousands	Bank				Total
	RON	USD	EUR	Other	
Financial assets					
Cash and cash equivalents	10,178,131	987,460	8,871,330	68,824	20,105,745
Financial assets at fair value through profit or loss	16,187	15,882	65,630	13	97,712
Derivatives assets designated as hedging instruments	15,424	11	227,125	-	242,560
Loans and advances to banks	110,721	-	31,375	-	142,096
Loans and advances to customers	19,198,448	384,607	14,309,387	10	33,892,452
Net Lease receivables	-	-	7,300	-	7,300
Debt instruments at amortized cost	9,647,214	-	-	-	9,647,214
Financial assets at fair value through other comprehensive income	1,408,131	-	608,629	-	2,016,760
Other financial assets	438,987	13,477	45,479	10	497,953
Total financial assets	41,013,243	1,401,437	24,166,255	68,857	66,649,792
Financial liabilities					
Financial liabilities at fair value through profit or loss	10,450	1,181	108,609	13	120,253
Derivatives liabilities designated as hedging instruments	15,892	39	186,473	-	202,404
Deposits from banks	420,691	-	820,291	-	1,240,982
Loans from banks	479,018	-	105,948	-	584,966
Subordinated liabilities	-	-	842,632	-	842,632
Deposits from customers	32,439,373	2,102,566	16,264,206	196,421	51,002,566
Debt securities issued	1,161,995	-	2,840,301	-	4,002,296
Other financial liabilities	633,438	61,078	438,850	15,928	1,149,294
Lease liabilities	1,239	1,917	247,258	-	250,414
Total financial liabilities	35,162,096	2,166,781	21,854,568	212,362	59,395,807
Net financial assets/(liabilities)	5,851,147	(765,344)	2,311,687	(143,505)	7,253,985

**NOTES TO THE CONSOLIDATED AND SEPARATE FINANCIAL STATEMENTS
FOR THE YEAR ENDED 31 December 2023**

4. RISK MANAGEMENT (continued)

e) Market risk (continued)

The amounts of assets and liabilities held in RON and in foreign currencies for the Bank as at 31 December 2022 can be analysed as follows:

31.12.2022 in RON thousands	Bank				Total
	RON	USD	EUR	Other	
Financial assets					
Cash and cash equivalents	8,099,532	1,007,266	7,276,633	72,509	16,455,940
Financial assets at fair value through profit or loss	61,779	50,444	102,478	13	214,714
Derivatives assets designated as hedging instruments	392	62	309,775	-	310,229
Loans and advances to banks	353,939	-	45,516	-	399,455
Loans and advances to customers	16,912,454	366,715	13,775,364	11	31,054,544
Net Lease receivables	-	-	11,342	-	11,342
Debt instruments at amortized cost	8,856,966	-	-	-	8,856,966
Financial assets at fair value through other comprehensive income	1,358,489	-	561,683	-	1,920,172
Other financial assets	217,541	612	31,805	662	250,620
Total financial assets	35,861,092	1,425,099	22,103,254	73,195	59,462,640
Financial liabilities					
Financial liabilities at fair value through profit or loss	75,210	1,251	100,492	13	176,966
Derivatives liabilities designated as hedging instruments	431	209	261,874	-	262,514
Deposits from banks	685,568	-	364,850	-	1,050,418
Loans from banks	560,513	-	288,816	-	849,329
Subordinated liabilities	-	-	836,761	-	836,761
Deposits from customers	27,811,974	2,317,110	15,081,314	193,800	45,404,198
Debt securities issued	679,957	-	2,822,877	-	3,502,834
Other financial liabilities	342,249	54,056	820,896	22,248	1,239,449
Lease liabilities	1,346	1,668	190,348	-	193,362
Total financial liabilities	30,157,248	2,374,294	20,768,228	216,061	53,515,831
Net financial assets/(liabilities)	5,703,844	(949,195)	1,335,026	(142,866)	5,946,809

4. RISK MANAGEMENT (continued)

f) Strategic risk

Strategic risk is part of the risks which are evaluated qualitatively within the evaluation process of risks initiated by UniCredit Group and by the Bank.

Strategic risk is analysed taking into account the following:

- risk of changes in the business environment;
- risk of unsatisfactory implementation of decision;
- risk of lack of reaction.

The following three parameters are analyzed for the above risks: probability, severity and exposure.

The Group has implemented internal regulations and specific mechanisms for managing strategic risk.

g) Compliance risk

In accordance with the legal provisions and UniCredit Group policies, the management of compliance risk is performed by Compliance Function within UniCredit Bank SA through:

- providing advice on the provisions of the legal and regulatory framework and on the standards the Bank needs to meet;
- assessing the possible impact of any changes of the legal and regulatory framework on the Bank's activities;
- verifying that new products and procedures are in compliance with the regulatory framework;
- performing second level controls in the areas under Compliance Function's competence, based on specific control methodologies;
- evaluating, measuring and monitoring of compliance risk in the areas under Compliance Function's competence, as well as through appropriate reporting to the governing bodies of the Bank;
- managing the relationship with regulatory authorities, either directly by Compliance Function, or together with other functions within the Bank.

h) Taxation risk

The Group is committed to ensure sustainable performance of tax risk management maintaining an efficient, effective and transparent tax function within the organization. The Group strictly complies with the legal norms regarding taxes and duties. Differences between IFRS accounting treatment and fiscal requirements have been carefully identified and analysed, resulting in proper recognition of deferred tax effects in the financial statements.

The Group is focused permanently on monitoring the transfer price risks, including the proper documentation of intragroup transactions, through a proactive approach. Tax liabilities of the Group are opened to a general tax inspection for a period of five years.

i) Environmental, social and governance factors (ESG)

Environmental, social and governance (ESG) factors are key factors in measuring the sustainability and social impact of a financial institution. ESG factors are those environmental, social or governance elements that can have a positive effect or negative impact on the bank's financial performance or solvency.

In the last years, UniCredit Bank has undertaken several actions to integrate progressively climate and environmental risks into the risk management framework through the two types of risks: transition risk and physical risk, by establishing specific methodologies and applying international regulatory standards in force.

Regarding the financial performance of borrowers, the issues associated with climate change can materialize in the following risks:

- physical risk generated by the physical effects of climate change;
- transition risk generated by the transition to a low carbon economy and resistance to climate change.

4. RISK MANAGEMENT (continued)

i) Environmental, social and governance factors (ESG) (continued)

In order to incorporate and adequately assume the risk, generated by climate change, the Bank has increased the level of granularity related to each sectors, at the level of each industry, considering that the impact generated may be different from one subcategory to another within the same industry.

The credit risk strategy defined at the industry level also includes the impact of climate and environmental risk within the "steering signals".

In order to incorporate and adequately assume the risk generated by climate change, the Bank has implemented a credit risk strategy in which it incorporate climate and environmental risks through dedicated signals ("steering signals") which reflect the level of transition risk, on specific sectors (eg. the fossil fuel sub-industry).

Regarding physical risk, UniCredit Bank has evaluated the potential losses to the immovable real estate collateral portfolio, as result of extreme and acute climate events.

Also from the same perspective, within the lending process, the Bank implemented a climate and environmental transition risk assessment questionnaire, in order to assess climate, environmental vulnerability and potential economic impact on Corporate customers with significant exposures.

The questionnaire was designed in order to evaluate the exposure to transition risk, on three key dimensions: the level of the current exposure, the level of the future vulnerability and the economic impact.

Doing so, UniCredit Bank take into consideration several topics that may lead to increased credit risk, for example the income of the counterparties and the value of assets that are subject to the transition to a low-carbon economy or production processes that are subject to significant changes to minimize the effects of pollution. This methodology supposes:

- Filling a questionnaire addresses both high-emission and low-emission customers;
- Generating of a climate and environmental risk score table that determines the main KPIs and identifies the position of the counterparty in one of the four risk areas (low, medium, high, very high) of the transition evaluation matrix.

The environmental score resulting from filling the questionnaire is integrated into the credit evaluation process within the credit decisions for the above-mentioned types of clients, starting with January 2024.

For the rest of Corporate customers, the environmental score will be implement starting with September 2024.

In addition, the Bank has initiated the action of collecting the energy performance certificates related to the real estate properties established as guarantees in its favor, in order to store the necessary information and to comply with the regulatory requirements in the field.

In terms of physical risk, the Bank focuses on improving the methodology for assessing vulnerable portfolios and mitigating related risks, periodically collecting information on existing guarantees in the portfolio and exposing them in geographically vulnerable sectors to physical risk.

j) Capital management

The Group's policy is to maintain a strong capital base so as to maintain investor, creditor and market confidence and to sustain future development of the business. The impact of the level of capital on shareholders' return is also recognized and the Group aims to maintain a balance between the higher returns that may be possible with greater gearing and the advantages and security afforded by a sound capital position. The Group has complied the capital requirements imposed by the National Bank of Romania through specific legislation.

4. RISK MANAGEMENT (continued)

j) Capital management (continued)

Regulatory capital

Starting with January 2014, Romanian banking system has applied the provisions of Regulation (EU) No 575/2013 of the European Parliament and of the Council of 26 June 2013 on prudential requirements for credit institutions and investment firms and amending Regulation (EU) No 648/2012 and the provisions of Regulation no.5/2013 regarding prudential requirements for the credit institutions issued by National Bank of Romania.

By application of the above mentioned requirements, the structure of own funds is redefined, as well as the eligibility criteria for the equity instruments to be included in the Tier 1 Own Funds – Base, Supplementary and Tier 2 Own funds. New liquidity and capital indicators are defined which have to be monitored above the minimum capital requirements specified by the respective regulations.

Credit Risk

In July 2012, National Bank of Romania (“NBR”) authorized the Bank to calculate the credit risk capital requirement under Foundation IRB Approach for the following categories of clients: corporate (except for real estate clients), multinationals, banks and securities industries. For the rest of the portfolios, the Group is still applying the Standardized Approach. In 2020, the Bank received the approval for the application of the permanent partial use of the standardized approach for non-banking financial institutions.

Market Risk

The Bank calculates the capital requirements for market risk for the held for trading portfolio using the standard method in accordance with Regulation (EU) No 575/ 2013 of the European Parliament and of the Council of 26 June 2013 on prudential requirements for credit institutions and investment firms and amending Regulation (EU) No 648/ 2012.

Operational Risk

UniCredit Group developed an internal model under the Advanced Measurement Approach (AMA) for the assessment of capital requirements for operational risk. The capital at risk method used for AMA calculation is obtained by modelling internal loss data, integrated with external loss data (operational loss events collected from the international consortium ORX), scenario generated data (a set of hypothetical, yet foreseeable, extreme operational loss events used to integrate internal and external loss data in the high impact/low frequency range) and key operational risk indicators. The AMA capital requirement is estimated at a 99,9% confidence level.

Own Funds

Level 1 own funds includes: equity instruments, share premiums, retained earnings, other items of comprehensive income, other reserves and a series of deductions (losses of the financial period, intangible assets, deferred tax asset which is based on future profits, negative amounts which results from the calculation of expected values and other adjustments required by laws). Level 2 own funds includes subordinated loans (for the Bank only).

Capital allocation

The allocation of capital between specific operations and activities is, to a large extent, driven by optimization of the return achieved on the capital allocated. The amount of capital allocated to each business segment is determined as a percentage established by the UniCredit Group of the risk weighted assets.

k) Turnover

The Group has started to apply the requirements of NBR Regulation No 5/2013 regarding prudential requirements for credit institutions since January 2014.

The Group turnover at 2023 is RON thousands 5,346,779 (2022: RON thousands 3,648,931), which is computed and presented in accordance with provisions of art. 644 of the above mentioned Regulation no 5/2013 and consists of Operating income items excluding interest expense and fee expense.

The Bank turnover at 2023 is RON thousands 4,669,914 (2022: RON thousands 3,206,012), which is computed and presented in accordance with provisions of art. 644 of the above mentioned Regulation no 5/2013 and consists of Operating income items excluding interest expense and fee expense.

5. USE OF ESTIMATES AND JUDGEMENTS

The Group makes estimates and assumptions that affect the reported amounts of assets and liabilities within the next financial year. Estimates and judgements are periodically evaluated and are based on historical experience and other factors, including expectations of future events that are believed to be reasonable under the circumstances.

a) Key sources of estimation uncertainty

Allowances for loan losses

The Group reviews its loan portfolios to assess impairment at least on a monthly basis. In determining whether an impairment loss should be recorded in the income statement, the Group makes judgments as to whether there is any observable data indicating that there is a measurable decrease in the estimated future cash flows from a portfolio of loans before the decrease can be identified with an individual loan in that portfolio. This evidence may include observable data indicating that there has been an adverse change in the payment status of borrowers in a group, or national or local economic conditions that correlate with defaults on assets in the group.

The loan impairment assessment considers the visible effects on current market conditions on the individual/collective assessment of loans and advances to customers' impairment. The Group has estimated the impairment loss provision for loans and advances to customers based on the internal methodology harmonized with UniCredit SpA policies. Because of the uncertainties on the local financial markets regarding assets valuation and operating environment of the borrowers, that Group's estimate could be revised after the date of the approval of the consolidated financial statements.

The sensitivity was estimated as the ratio of:

- the difference between the ECL estimated under the alternative scenario (Adverse) and the one under the baseline;
- the GDP deviations (on 3 years cumulative basis) between adverse and baseline scenarios (in % points).

The Implied assumptions are:

- GDP forecast (over 3 years) is assumed to be the most relevant economic factor as indicator of scenario severity;
- the GDP of Romania is considered for the calculation of the sensitivity.

ECL vs GDP% sensitivity is a peculiar metric under the Group Wide framework (Group Wide are referring to models built for portfolios with similar features Group Wide, as such: multinational companies, project finance, banks, sovereign, etc), in the sense that such a metric has to be interpreted under the context that GW portfolios are cross country vs. GDPs are country level vs. Portfolio Granularity not being homogeneously allocated cross country; that is why in case of the residual GW portfolio managed by Romania might be the case that the macro model does not make the link with the Romania GDP but with the countries having the main portfolio portion (e.g. Italy GDP); therefore by synthetic assignment a sensitivity metric relevant for the countries having residual portfolio can be associated with the link subject for main countries GDP, and in this case for Romania portfolio the sensitivity vs Italy GDP was considered to be plausible.

The results considering the up to date IFRS9 scenarios and portfolio are the following:

- for 1 point of GDP drop (cumulated over 3 years) the ECL is estimated to increase by approximate 16 mln EUR, which is approximately 80 mln RON (+0.61%) / (31 December 2022: ECL was estimated to increase by approximate 119 mln EUR, which is approximately 588 mln RON (+9%).

Reporting Date	3-year Cumulated GDP		ECL Amount (RON mln)		ECL Difference vs Baseline (RON mln)	% ECL Difference vs Baseline	ECL Sensitivity vs 3-year cum GDP (RON mln)	% ECL Sensitivity vs 3-year cum GDP
	Baseline	Negative	Baseline	Negative	Negative	Negative	For 1 GDP point drop (3-year cumulated basis)	For 1 GDP point drop (3-year cumulated basis)
31.12.2023	11.8	6.4	2,463	2,544	80	3%	15	0.61%
31.12.2022	8.4	3.6	1,407	1,996	588	42%	122	9%

5. USE OF ESTIMATES AND JUDGEMENTS (continued)

a) Key sources of estimation uncertainty (continued)

Sensitivity analysis for assets at fair value through other comprehensive income (2023-2022).

The fair value of financial assets at fair value through other comprehensive income is directly dependent on the market yield variable and its changes impact the financial position and the net assets of the Group.

In case the market yield varies by +/-10 percent, the negative reserve recorded as at 31 December 2023 on financial assets at fair value through other comprehensive income would vary as follows:

31.12.2023 In Thousand RON	Bank	
	Market Yield -10%	Market Yield +10%
Financial assets at fair value through other comprehensive income denominated in RON	134,796	(134,796)
Financial assets at fair value through other comprehensive income denominated in EUR	59,789	(59,789)
Financial assets at fair value through other comprehensive income	194,585	(194,585)

In case the market yield varies by +/-10 percent, the negative reserve recorded as at 31 December 2022 on financial assets at fair value through other comprehensive income would vary as follows:

31.12.2022 In Thousand RON	Bank	
	Market Yield -10%	Market Yield +10%
Financial assets at fair value through other comprehensive income denominated in RON	29,594	(28,402)
Financial assets at fair value through other comprehensive income denominated in EUR	12,497	(12,040)
Financial assets at fair value through other comprehensive income	42,091	(40,442)

b) Critical accounting judgments in applying the Group's accounting policies

Financial assets and liabilities classification

The Group's accounting policies provide scope for assets and liabilities to be designated on inception into different accounting categories.

The classification and measurement of financial assets depends on the results of the SPPI and the business model test (please see financial assets sections of note 3). The Group determines the business model at a level that reflects how groups of financial assets are managed together to achieve a particular business objective. This assessment includes judgement reflecting all relevant evidence including how the performance of the assets is evaluated and their performance measured, the risks that affect the performance of the assets and how these are managed and how the managers of the assets are compensated.

Monitoring is part of the Group's continuous assessment of whether the business model for which the remaining financial assets are held continues to be appropriate and if it is not appropriate whether there has been a change in business model and so a prospective change to the classification of those assets.

When classifying financial assets or liabilities as "derivative assets / liabilities held for risk management", the Group has determined that it meets the description set out in accounting policy 3 h).

Qualifying hedge relationships

In designating financial instruments in qualifying hedge relationships, the Group has determined that it expects the hedges to be highly effective over the period of the hedging relationship. In accounting for derivatives as cash flow hedges, the Group has determined that the hedged cash flow exposure relates to highly probable future cash flows.

5. USE OF ESTIMATES AND JUDGEMENTS (continued)

b) Critical accounting judgments in applying the Group's accounting policies (continued)

Determining fair values

The fair value of financial instruments that are not traded in an active market (for example, unlisted treasury securities and certificates of deposit) is determined by using appropriate valuation techniques in situations where adequate valuations techniques can be identified. The valuation techniques are chosen among those commonly used by market participants, once it has been demonstrated they provide reliable estimates of prices obtained in actual market transactions, while maximizing the use of observable market data. The Group uses its judgment to select the valuation method and make assumptions that are mainly based on market conditions existing at each reporting date. For situations where adequate valuations techniques cannot be identified, the fair value of the financial instruments that are not traded on an active market are estimated to be equal to their carrying amount.

The classification of FVTOCI assets between quoted and unquoted financial instruments is presented below:

31.12.2023 In Thousand RON	Listed*	Group Unlisted	Total	Listed*	Bank Unlisted	Total
Debt securities at fair value through other comprehensive income	1,802,133	195,068	1,997,201	1,802,133	195,068	1,997,201
Equity instruments at fair value through other comprehensive income	-	29,324	29,324	-	19,559	19,559
Total assets held at fair value through other comprehensive income	1,802,133	224,392	2,026,525	1,802,133	214,627	2,016,760

**) Listed financial instruments are those quoted on organized and regulated capital market*

31.12.2022 In Thousand RON	Listed*	Group Unlisted	Total	Listed*	Bank Unlisted	Total
Debt securities at fair value through other comprehensive income	1,716,388	188,972	1,905,360	1,716,388	188,972	1,905,360
Equity instruments at fair value through other comprehensive income	-	17,158	17,158	-	14,812	14,812
Total assets held at fair value through other comprehensive income	1,716,388	206,130	1,922,518	1,716,388	203,784	1,920,172

**) Listed financial instruments are those quoted on organized and regulated capital market*

The Group measures fair values using the following fair value hierarchy that reflects the significance of the inputs used in making the measurements:

- **Level 1:** Quoted market price (unadjusted) in an active market for an identical instrument to which the Bank has access at the measurement date. A quoted price on an active market provides the most reliable evidence for fair value and is applied (as for example the price) or indirect without other adjustments in determining the fair value anytime available.
- **Level 2:** Valuation techniques based on observable inputs, either directly (i.e., as prices) or indirectly (i.e., derived from prices). This category includes instruments valued using: quoted market prices in active markets for similar instruments; quoted prices for identical or similar instruments in markets that are considered less than active; or other valuation techniques where all significant inputs are directly or indirectly observable from market data.
- **Level 3:** Valuation techniques using significant unobservable inputs. This category includes all instruments where the valuation technique includes inputs not based on observable data and the unobservable inputs are often based on internal assumptions corroborated by few, if any, external observations.

When inputs used to measure the fair value of an asset or a liability are categorized within different levels of the fair value hierarchy, the fair value measurement is categorized in its entirety in the same level of the fair value hierarchy as the lowest level input that is significant to the entire measurement. Assessing the significance of a particular input to the entire measurement requires judgement, taking into account factors specific to the asset or the liability. IFRS13 does not provide specific guidance on how to evaluate inputs' significance; it is then deemed appropriate, in some cases, to assess it through sensitivity analysis.

**NOTES TO THE CONSOLIDATED AND SEPARATE FINANCIAL STATEMENTS
FOR THE YEAR ENDED 31 December 2023**

5. USE OF ESTIMATES AND JUDGEMENTS (continued)

b) Critical accounting judgments in applying the Group's accounting policies (continued)

The table below presents the fair value of financial instruments measured at fair value, by the level in the fair value hierarchy into which the fair value measurement is categorized as of 31 December 2023:

31.12.2023 In RON thousands	Level 1	Level 2	Group Level 3	Total fair value	Total book value
Trading assets					
Financial assets held for trading at fair value through profit or loss	30	76,568	6,292	82,890	82,889
Derivatives financial instruments designated as hedging instruments	-	242,560	-	242,560	242,560
Total trading assets	30	319,128	6,292	325,450	325,449
Financial assets at fair value through other comprehensive income					
Debt instruments	1,768,213	228,989	-	1,997,202	1,997,201
Equity instruments (minority holdings)	-	-	29,324	29,324	29,324
Total assets at fair value through other comprehensive income	1,768,213	228,989	29,324	2,026,526	2,026,525
Non-transactional financial assets at fair value mandatorily through profit or loss					
VISA Shares	-	-	14,823	14,823	14,823
Total assets at fair value through profit or loss	-	-	14,823	14,823	14,823
Liabilities designated for trading and for hedging					
Financial liabilities at fair value through profit or loss	-	119,839	417	120,256	120,253
Derivatives financial instruments designated at hedging instruments	-	202,405	-	202,405	202,404
Total liabilities designated for trading and for hedging	-	322,244	417	322,661	322,657

**NOTES TO THE CONSOLIDATED AND SEPARATE FINANCIAL STATEMENTS
FOR THE YEAR ENDED 31 December 2023**

5. USE OF ESTIMATES AND JUDGEMENTS (continued)

b) Critical accounting judgments in applying the Group's accounting policies (continued)

The table below presents the fair value of financial instruments measured at fair value, by the level in the fair value hierarchy into which the fair value measurement is categorized as of 31 December 2022:

31.12.2022 In RON thousands	Level 1	Level 2	Group Level 3	Total fair value	Total book value
Trading assets					
Financial assets held for trading at fair value through profit or loss	36,170	130,812	7	166,989	166,989
Derivatives financial instruments designated as hedging instruments	-	310,229	-	310,229	310,229
Total trading assets	36,170	441,041	7	477,218	477,218
Financial assets at fair value through other comprehensive income					
Debt instruments	1,691,950	213,410	-	1,905,360	1,905,360
Equity instruments (minority holdings)	-	-	17,158	17,158	17,158
Total assets at fair value through other comprehensive income	1,691,950	213,410	17,158	1,922,518	1,922,518
Non-transactional financial assets at fair value mandatorily through profit or loss					
VISA Shares	-	35,793	11,932	47,725	47,725
Total assets at fair value through profit or loss	-	35,793	11,932	47,725	47,725
Liabilities designated for trading and for hedging					
Financial liabilities at fair value through profit or loss	-	176,957	9	176,966	176,965
Derivatives financial instruments designated at hedging instruments	-	262,514	-	262,514	262,514
Total liabilities designated for trading and for hedging	-	439,471	9	439,480	439,479

**NOTES TO THE CONSOLIDATED AND SEPARATE FINANCIAL STATEMENTS
FOR THE YEAR ENDED 31 December 2023**

5. USE OF ESTIMATES AND JUDGEMENTS (continued)

b) Critical accounting judgments in applying the Group's accounting policies (continued)

The table below presents the fair value of financial instruments measured at fair value, by the level in the fair value hierarchy into which the fair value measurement is categorized as of 31 December 2023:

31.12.2023 In RON thousands	Level 1	Level 2	Bank Level 3	Total fair value	Total book value
Trading assets					
Financial assets held for trading at fair value through profit or loss	30	76,568	6,292	82,890	82,889
Derivatives financial instruments designated as hedging instruments	-	242,560	-	242,560	242,560
Total trading assets	30	319,128	6,292	325,450	325,449
Financial assets at fair value through other comprehensive income					
Debt instruments	1,768,213	228,989	-	1,997,202	1,997,201
Equity instruments (minority holdings)	-	-	19,559	19,559	19,559
Total assets at fair value through other comprehensive income	1,768,213	228,989	19,559	2,016,761	2,016,760
Non-transactional financial assets at fair value mandatorily through profit or loss					
VISA Shares	-	-	14,823	14,823	14,823
Total assets at fair value through profit or loss	-	-	14,823	14,823	14,823
Liabilities designated for trading and for hedging					
Financial Liabilities at fair value through profit or loss	-	119,839	417	120,256	120,253
Derivatives financial instruments designated as hedging instruments	-	202,405	-	202,405	202,404
Total liabilities designated for trading and hedging	-	322,244	417	322,661	322,657

**NOTES TO THE CONSOLIDATED AND SEPARATE FINANCIAL STATEMENTS
FOR THE YEAR ENDED 31 December 2023**

5. USE OF ESTIMATES AND JUDGEMENTS (continued)

b) Critical accounting judgments in applying the Group's accounting policies (continued)

The table below presents the fair value of financial instruments measured at fair value, by the level in the fair value hierarchy into which the fair value measurement is categorized as of 31 December 2022:

31.12.2022 In RON thousands	Level 1	Level 2	Bank Level 3	Total fair value	Total book value
Trading assets					
Financial assets held for trading at fair value through profit or loss	36,170	130,812	7	166,989	166,989
Derivatives financial instruments designated as hedging instruments	-	310,229	-	310,229	310,229
Total trading assets	36,170	441,041	7	477,218	477,218
Financial assets at fair value through other comprehensive income					
Debt instruments	1,691,950	213,410	-	1,905,360	1,905,360
Equity instruments (minority holdings)	-	-	14,812	14,812	14,812
Total assets at fair value through other comprehensive income	1,691,950	213,410	14,812	1,920,172	1,920,172
Non-transactional financial assets at fair value mandatorily through profit or loss					
VISA Shares	-	35,793	11,932	47,725	47,725
Total assets at fair value through profit or loss	-	35,793	11,932	47,725	47,725
Liabilities designated for trading and for hedging					
Financial Liabilities at fair value through profit or loss	-	176,957	9	176,966	176,966
Derivatives financial instruments designated as hedging instruments	-	262,514	-	262,514	262,514
Total liabilities designated for trading and hedging	-	439,471	9	439,480	439,480

**NOTES TO THE CONSOLIDATED AND SEPARATE FINANCIAL STATEMENTS
FOR THE YEAR ENDED 31 December 2023**

5. USE OF ESTIMATES AND JUDGEMENTS (continued)

b) Critical accounting judgments in applying the Group's accounting policies (continued)

The table below presents an analysis of the movement of financial instruments held at fair value classified as Level 3, for the year ended 31 December 2023:

31.12.2023	Group						
In RON thousands	Balance at 31 December 2022	Gains / Losses from instruments at fair value through profit and loss	Gains / Losses from instruments measured at fair value through other comprehensive income	Additions	Disposals (-)	Foreign Currency Exchange Effect	Balance at 31 December 2023
Financial assets held for trading	7	(178)	-	9,848	(3,385)	-	6,292
Financial assets held for trading at fair value through profit or loss	7	(178)	-	9,848	(3,385)	-	6,292
Non-transactional financial assets at fair value mandatorily through profit or loss	11,932	3,248	-	-	-	(357)	14,823
VISA Shares	11,932	3,248	-	-	-	(357)	14,823
Financial assets at fair value through other comprehensive income	17,158	-	12,166	-	-	-	29,324
Equity instruments (minority holdings)	17,158	-	12,166	-	-	-	29,324
Total assets	29,097	3,070	12,166	9,848	(3,385)	(357)	50,439
Financial liabilities designated for trading	9	(154)	-	4,033	(3,471)	-	417
Derivatives financial instruments	9	(154)	-	4,033	(3,471)	-	417
Total liabilities	9	(154)	-	4,033	(3,471)	-	417

**NOTES TO THE CONSOLIDATED AND SEPARATE FINANCIAL STATEMENTS
FOR THE YEAR ENDED 31 December 2023**

5. USE OF ESTIMATES AND JUDGEMENTS (continued)

b) Critical accounting judgments in applying the Group's accounting policies (continued)

The table below presents an analysis of the movement of financial instruments held at fair value classified as Level 3, for the year ended 31 December 2022:

31.12.2022	Group						
In RON thousands	Balance at 31 December 2021	Gains / Losses from instruments at fair value through profit and loss	Gains / Losses from instruments measured at fair value through other comprehensive income	Additions	Disposals (-)	Foreign Currency Exchange Effect	Balance at 31 December 2022
Financial assets held for trading	494	(290)	-	5,384	(5,581)	-	7
Financial assets held for trading at fair value through profit or loss	494	(290)	-	5,384	(5,581)	-	7
Non-transactional financial assets at fair value mandatorily through profit or loss	22,921	(12,373)	-	-	-	1,384	11,932
VISA Shares	22,921	(12,373)	-	-	-	1,384	11,932
Financial assets at fair value through other comprehensive income	8,429	-	8,729	-	-	-	17,158
Equity instruments (minority holdings)	8,429	-	8,729	-	-	-	17,158
Total assets	31,844	(12,663)	8,729	5,384	(5,581)	1,384	29,097
Financial liabilities designated for trading	500	(314)	-	5,552	(5,729)	-	9
Derivatives financial instruments	500	(314)	-	5,552	(5,729)	-	9
Total liabilities	500	(314)	-	5,552	(5,729)	-	9

**NOTES TO THE CONSOLIDATED AND SEPARATE FINANCIAL STATEMENTS
FOR THE YEAR ENDED 31 December 2023**

5. USE OF ESTIMATES AND JUDGEMENTS (continued)

b) Critical accounting judgments in applying the Group's accounting policies (continued)

The table below presents an analysis of the movement of financial instruments held at fair value classified as Level 3, for the year ended 31 December 2023:

31.12.2023 In RON thousands	Balance at 31 December 2022	Gains / Losses from instruments at fair value through profit and loss	Gains / Losses from instruments measured at fair value through other comprehensive income	Bank		Foreign Currency Exchange Effect	Balance at 31 December 2023
				Additions	Disposals (-)		
Financial assets held for trading	7	(178)	-	9,848	(3,385)	-	6,292
Financial assets held for trading at fair value through profit or loss	7	(178)	-	9,848	(3,385)	-	6,292
Non-transactional financial assets at fair value mandatorily through profit or loss	11,932	3,248	-	-	-	(357)	14,823
VISA Shares	11,932	3,248	-	-	-	(357)	14,823
Financial assets at fair value through other comprehensive income	14,812	-	4,747	-	-	-	19,559
Equity instruments (minority holdings)	14,812	-	4,747	-	-	-	19,559
Total assets	26,751	3,070	4,747	9,848	(3,385)	(357)	40,674
Financial liabilities designated for trading	9	(154)	-	4,033	(3,471)	-	417
Derivatives financial instruments	9	(154)	-	4,033	(3,471)	-	417
Total liabilities	9	(154)	-	4,033	(3,471)	-	417

**NOTES TO THE CONSOLIDATED AND SEPARATE FINANCIAL STATEMENTS
FOR THE YEAR ENDED 31 December 2023**

5. USE OF ESTIMATES AND JUDGEMENTS (continued)

b) Critical accounting judgments in applying the Group's accounting policies (continued)

The table below presents an analysis of the movement of financial instruments held at fair value classified as Level 3, for the year ended 31 December 2022:

31.12.2022 In RON thousands	Balance at 31 December 2021	Gains / Losses from instruments at fair value through profit and loss	Gains / Losses from instruments measured at fair value through other comprehensive income	Bank		Foreign Currency Exchange Effect	Balance at 31 December 2022
				Additions	Disposals (-)		
Financial assets held for trading	494	(290)	-	5,384	(5,581)	-	7
Financial assets held for trading at fair value through profit or loss	494	(290)	-	5,384	(5,581)	-	7
Non-transactional financial assets at fair value mandatorily through profit or loss	22,921	(12,373)	-	-	-	1,384	11,932
VISA Shares	22,921	(12,373)	-	-	-	1,384	11,932
Financial assets at fair value through other comprehensive income	6,083	-	8,729	-	-	-	14,812
Equity instruments (minority holdings)	6,083	-	8,729	-	-	-	14,812
Total assets	29,498	(12,663)	8,729	5,384	(5,581)	1,384	26,751
Financial liabilities designated for trading	500	(314)	-	5,552	(5,729)	-	9
Derivatives financial instruments	500	(314)	-	5,552	(5,729)	-	9
Total liabilities	500	(314)	-	5,552	(5,729)	-	9

**NOTES TO THE CONSOLIDATED AND SEPARATE FINANCIAL STATEMENTS
FOR THE YEAR ENDED 31 December 2023**

6. ACCOUNTING CLASSIFICATION AND FAIR VALUE OF FINANCIAL ASSETS/LIABILITIES

The table below sets out the Group's carrying amounts of each class of financial assets and liabilities, and their fair values.

31.12.2023							
In RON thousands	Fair value level	At fair value through profit or loss - held for trading	At amortized cost	Group Financial assets held at fair value through other comprehensive income	Designated at fair value through profit or loss	Total carrying amount	Fair value
Cash and cash equivalents	3	-	20,106,053	-	-	20,106,053	20,106,053
Financial assets at fair value through profit or loss	1	30	-	-	-	30	30
Financial assets at fair value through profit or loss	2	76,567	-	-	-	76,567	76,567
Financial assets at fair value through profit or loss	3	21,115	-	-	-	21,115	21,115
Derivatives assets designated as hedging instruments	2	242,560	-	-	-	242,560	242,560
Loans and advances to banks at amortized cost	3	-	142,096	-	-	142,096	139,628
Loans and advances to customers at amortized cost	3	-	36,196,421	-	-	36,196,421	35,548,171
Net lease receivables	3	-	4,305,696	-	-	4,305,696	4,105,532
Debt instruments at amortized cost	1	-	9,541,268	-	-	9,541,268	9,134,940
Debt instruments at amortized cost	3	-	105,946	-	-	105,946	117,074
Financial assets at fair value through other comprehensive income	1	-	-	1,768,213	-	1,768,213	1,768,213
Financial assets at fair value through other comprehensive income	2	-	-	228,988	-	228,988	228,988
Financial assets at fair value through other comprehensive income	3	-	-	29,324	-	29,324	29,324
Other financial assets at amortized cost	3	-	558,257	-	-	558,257	558,257
Total financial assets		340,272	70,955,737	2,026,525	-	73,322,534	72,076,452
Financial liabilities at fair value through profit or loss	2	119,836	-	-	-	119,836	119,836
Financial liabilities at fair value through profit or loss	3	417	-	-	-	417	417
Derivatives liabilities designated as hedging instruments	2	202,404	-	-	-	202,404	202,404
Deposits from banks	3	-	1,240,982	-	-	1,240,982	1,239,905
Loans from banks, including subordinated liabilities	3	-	7,358,746	-	-	7,358,746	7,357,504
Debt securities issued	1	-	4,002,296	-	-	4,002,296	4,002,296
Deposits from customers	3	-	50,955,312	-	-	50,955,312	50,910,995
Other financial liabilities at amortized cost	3	-	1,185,038	-	-	1,185,038	1,185,038
Lease liabilities	3	-	255,803	-	-	255,803	255,803
Total financial liabilities		322,657	64,998,177	-	-	65,320,834	65,274,198

**NOTES TO THE CONSOLIDATED AND SEPARATE FINANCIAL STATEMENTS
FOR THE YEAR ENDED 31 December 2023**

6. ACCOUNTING CLASSIFICATION AND FAIR VALUE OF FINANCIAL ASSETS/LIABILITIES (continued)

The table below sets out the Group's carrying amounts of each class of financial assets and liabilities, and their fair values.

31.12.2022							
In RON thousands	Fair value level	At fair value through profit or loss - held for trading	At amortized cost	Group Financial assets held at fair value through other comprehensive income	Designated at fair value through profit or loss	Total carrying amount	Fair value
Cash and cash equivalents	3	-	16,456,169	-	-	16,456,169	16,456,169
Financial assets at fair value through profit or loss	1	36,170	-	-	-	36,170	36,170
Financial assets at fair value through profit or loss	2	166,605	-	-	-	166,605	166,605
Financial assets at fair value through profit or loss	3	11,939	-	-	-	11,939	11,939
Derivatives assets designated as hedging instruments	2	310,229	-	-	-	310,229	310,229
Loans and advances to banks at amortized cost	3	-	399,455	-	-	399,455	386,812
Loans and advances to customers at amortized cost	3	-	32,849,251	-	-	32,849,251	31,820,856
Net lease receivables	3	-	3,788,693	-	-	3,788,693	3,611,692
Debt instruments at amortized cost	1	-	8,856,966	-	-	8,856,966	7,766,001
Financial assets at fair value through other comprehensive income	1	-	-	1,691,950	-	1,691,950	1,691,950
Financial assets at fair value through other comprehensive income	2	-	-	213,410	-	213,410	213,410
Financial assets at fair value through other comprehensive income	3	-	-	17,158	-	17,158	17,158
Other financial assets at amortized cost	3	-	319,475	-	-	319,475	319,475
Total financial assets		524,943	62,670,009	1,922,518	-	65,117,470	62,808,466
Financial liabilities at fair value through profit or loss	2	176,956	-	-	-	176,956	176,956
Financial liabilities at fair value through profit or loss	3	9	-	-	-	9	9
Derivatives liabilities designated as hedging instruments	2	262,514	-	-	-	262,514	262,514
Deposits from banks	3	-	1,050,418	-	-	1,050,418	1,050,131
Loans from banks, including subordinated liabilities	3	-	6,599,536	-	-	6,599,536	6,599,074
Debt securities issued	1	-	3,502,834	-	-	3,502,834	3,502,834
Deposits from customers	3	-	45,310,940	-	-	45,310,940	45,298,545
Other financial liabilities at amortized cost	3	-	1,307,973	-	-	1,307,973	1,307,973
Lease liabilities	3	-	198,403	-	-	198,403	198,403
Total financial liabilities		439,479	57,970,104	-	-	58,409,583	58,396,439

**NOTES TO THE CONSOLIDATED AND SEPARATE FINANCIAL STATEMENTS
FOR THE YEAR ENDED 31 December 2023**

6. ACCOUNTING CLASSIFICATION AND FAIR VALUE OF FINANCIAL ASSETS/LIABILITIES (continued)

The table below sets out the Bank's carrying amounts of each class of financial assets and liabilities, and their fair values.

31.12.2023				Bank			
In RON thousands	Fair value level	At fair value through profit or loss - held for trading	At amortized cost	Financial assets held at fair value through other comprehensive income	Designated at fair value through profit or loss	Total carrying amount	Fair value
Cash and cash equivalents	3	-	20,105,745	-	-	20,105,745	20,105,745
Financial assets at fair value through profit or loss	1	30	-	-	-	30	30
Financial assets at fair value through profit or loss	2	76,567	-	-	-	76,567	76,567
Financial assets at fair value through profit or loss	3	21,115	-	-	-	21,115	21,115
Derivatives assets designated as hedging instruments	2	242,560	-	-	-	242,560	242,560
Loans and advances to banks at amortized cost	3	-	142,096	-	-	142,096	139,628
Loans and advances to customers at amortized cost	3	-	33,892,452	-	-	33,892,452	33,303,615
Net lease receivables	3	-	7,300	-	-	7,300	7,300
Debt instruments at amortized cost	1	-	9,541,268	-	-	9,541,268	9,134,940
Debt instruments at amortized cost	3	-	105,946	-	-	105,946	117,074
Financial assets at fair value through other comprehensive income	1	-	-	1,768,213	-	1,768,213	1,768,213
Financial assets at fair value through other comprehensive income	2	-	-	228,988	-	228,988	228,988
Financial assets at fair value through other comprehensive income	3	-	-	19,559	-	19,559	19,559
Other financial assets at amortized cost	3	-	497,953	-	-	497,953	497,953
Total financial assets		340,272	64,292,760	2,016,760	-	66,649,792	65,663,287
Financial liabilities at fair value through profit or loss	2	119,836	-	-	-	119,836	119,836
Financial liabilities at fair value through profit or loss	3	417	-	-	-	417	417
Derivatives liabilities designated as hedging instruments	2	202,404	-	-	-	202,404	202,404
Deposits from banks	3	-	1,240,982	-	-	1,240,982	1,239,905
Loans from banks, including subordinated liabilities	3	-	1,427,598	-	-	1,427,598	1,426,357
Debt securities issued	1	-	4,002,296	-	-	4,002,296	4,002,296
Deposits from customers	3	-	51,002,566	-	-	51,002,566	50,958,249
Other financial liabilities at amortized cost	3	-	1,149,294	-	-	1,149,294	1,149,294
Lease liabilities	3	-	250,414	-	-	250,414	250,414
Total financial liabilities		322,657	59,073,150	-	-	59,395,807	59,349,172

**NOTES TO THE CONSOLIDATED AND SEPARATE FINANCIAL STATEMENTS
FOR THE YEAR ENDED 31 December 2023**

6. ACCOUNTING CLASSIFICATION AND FAIR VALUE OF FINANCIAL ASSETS/LIABILITIES (continued)

The table below sets out the Bank's carrying amounts of each class of financial assets and liabilities, and their fair values.

31.12.2022				Bank			
In RON thousands	Fair value level	At fair value through profit or loss - held for trading	At amortized cost	Financial assets held at fair value through other comprehensive income	Designated at fair value through profit or loss	Total carrying amount	Fair value
Cash and cash equivalents	3	-	16,455,940	-	-	16,455,940	16,455,940
Financial assets at fair value through profit or loss	1	36,170	-	-	-	36,170	36,170
Financial assets at fair value through profit or loss	2	166,605	-	-	-	166,605	166,605
Financial assets at fair value through profit or loss	3	11,939	-	-	-	11,939	11,939
Derivatives assets designated as hedging instruments	2	310,229	-	-	-	310,229	310,229
Loans and advances to banks at amortized cost	3	-	399,455	-	-	399,455	386,812
Loans and advances to customers at amortized cost	3	-	31,054,544	-	-	31,054,544	30,072,629
Net lease receivables	3	-	11,342	-	-	11,342	11,342
Debt instruments at amortized cost	1	-	8,856,966	-	-	8,856,966	7,766,001
Financial assets at fair value through other comprehensive income	1	-	-	1,691,950	-	1,691,950	1,691,950
Financial assets at fair value through other comprehensive income	2	-	-	213,410	-	213,410	213,410
Financial assets at fair value through other comprehensive income	3	-	-	14,812	-	14,812	14,812
Other financial assets at amortized cost	3	-	250,620	-	-	250,620	250,620
Total financial assets		524,943	57,028,867	1,920,172	-	59,473,982	57,388,459
Financial liabilities at fair value through profit or loss	2	176,957	-	-	-	176,957	176,957
Financial liabilities at fair value through profit or loss	3	9	-	-	-	9	9
Derivatives liabilities designated as hedging instruments	2	262,514	-	-	-	262,514	262,514
Deposits from banks	3	-	1,050,418	-	-	1,050,418	1,050,131
Loans from banks, including subordinated liabilities	3	-	1,686,090	-	-	1,686,090	1,685,629
Debt securities issued	1	-	3,502,834	-	-	3,502,834	3,502,834
Deposits from customers	3	-	45,404,198	-	-	45,404,198	45,391,803
Other financial liabilities at amortized cost	3	-	1,239,449	-	-	1,239,449	1,239,449
Lease liabilities	3	-	193,362	-	-	193,362	193,362
Total financial liabilities		439,480	53,076,351	-	-	53,515,831	53,502,688

**NOTES TO THE CONSOLIDATED AND SEPARATE FINANCIAL STATEMENTS
FOR THE YEAR ENDED 31 December 2023**

7. NET INTEREST INCOME

In RON thousands	Group		Bank	
	31.12.2023	31.12.2022	31.12.2023	31.12.2022
Interest income				
Interest and similar income arising from:				
Loans and advances to customers*	2,663,346	1,894,790	2,342,526	1,624,197
Treasury bills and bonds at fair value through other comprehensive income	84,174	76,322	84,174	76,322
Debt instruments at amortized cost	376,220	331,887	376,220	331,887
Current accounts and placements with banks	582,913	122,845	582,910	122,830
Hedging derivatives**	13,655	-	13,655	-
Negative interest from financial liabilities	-	135	-	135
Other interest income	-	2,707	-	2,707
Total interest income calculated using the effective interest method	3,720,308	2,428,686	3,399,485	2,158,078
Other interest income - Net Lease receivables	246,577	142,630	15	10
Total interest income	3,966,885	2,571,316	3,399,500	2,158,088
Interest expense				
Interest expense and similar charges arising from:				
Deposits from customers	1,087,338	592,447	1,089,452	593,233
Loans from banks	385,609	164,257	108,118	55,716
Deposits from banks	32,120	12,345	32,120	12,345
Repurchase agreements	426	350	426	350
Interest related to the bonds issued	297,562	96,769	297,562	80,974
Hedging derivatives**	49,754	9,456	49,754	9,456
Negative interest on financial assets	-	19,494	-	19,494
Debt from leasing operations	6,714	1,573	6,149	949
Defined benefit obligations	462	339	462	339
Total interest expense	1,859,985	897,030	1,584,043	772,856
Net interest income	2,106,900	1,674,286	1,815,457	1,385,232

*) Interest income as at December 2023 includes expenses with interest adjustments related to credit-impaired financial assets in the total amount of RON thousands 27,074 (31 December 2022: RON thousands 30,303) for the Group and RON thousands 15,722 (31 December 2022: RON thousands 17,106) for the Bank.

***) As of December 31 2022, Interest income from hedging in amount of RON thousands 2,303 were reflected under "Interest expenses - Hedging".

**NOTES TO THE CONSOLIDATED AND SEPARATE FINANCIAL STATEMENTS
FOR THE YEAR ENDED 31 December 2023**

8. NET FEES AND COMMISSIONS INCOME

In RON thousands	Group		Bank	
	31.12.2023	31.12.2022	31.12.2023	31.12.2022
Fees and commissions income				
Payments transactions	517,077	441,152	517,077	441,152
Risk participation fee (refer to Note 42)	11	36	11	36
Guarantees and letters of credit	48,305	41,858	48,305	41,858
Loan administration	79,109	43,605	31,977	16,032
Commissions from other types of financial services	99,989	84,508	128,972	108,261
Commissions from insurance intermediation	74,239	63,564	13,748	9,059
Commissions on securities transactions	9,146	5,434	9,146	5,434
Total fees and commission income	827,876	680,157	749,236	621,832
Out of which commissions from contracts with clients according to IFRS 15	736,321	620,109	677,418	563,907
Fees and commission expense				
Inter-banking fees	171,626	130,205	171,403	129,058
Payments transactions	115,605	94,475	109,147	89,271
Commitments and similar fees	332	701	332	701
Intermediary agents fees	12,397	10,266	5,854	4,358
Other	34,920	16,780	30,215	14,035
Total fees and commissions expense	334,880	252,427	316,951	237,423
Net fees and commissions income	492,996	427,730	432,285	384,409

9. NET INCOME FROM TRADING AND OTHER FINANCIAL INSTRUMENTS AT FAIR VALUE THROUGH PROFIT AND LOSS

In RON thousands	Group		Bank	
	31.12.2023	31.12.2022	31.12.2023	31.12.2022
Net gains from foreign exchange operations (including FX derivatives)	402,087	385,139	402,149	385,258
Net gains / (losses) from other interest derivatives	2,281	4,106	2,281	4,106
Net income / (losses) from trading bonds	9,874	(41,048)	9,874	(41,048)
Net gains / (losses) from other derivatives	(102)	910	(102)	910
Net income from trading financial instruments held at fair value through profit or loss	414,140	349,107	414,202	349,226
Net gains from non-transactional financial instruments held at fair value through profit or loss	10,499	(1,431)	10,499	(1,431)
Net income from financial instruments held at fair value through profit or loss	424,639	347,676	424,701	347,795

10. DIVIDENDS INCOME

The Group received dividends from the following companies:

in RON thousands	Group		Bank	
	31.12.2023	31.12.2022	31.12.2023	31.12.2022
Transfond S.A.	3,399	2,856	3,399	2,856
Biroul de Credit S.A.	469	340	469	340
UniCredit Leasing Corporation IFN S.A.	-	-	-	29,988
Total dividends income	3,868	3,196	3,868	33,184

*) Revenue from dividends on Visa shares is reported under earnings on non-trading financial assets, measured at fair value through profit or loss.

11. PERSONNEL EXPENSES

In RON thousands	Group		Bank	
	31.12.2023	31.12.2022	31.12.2023	31.12.2022
Wages and salaries	539,731	502,662	477,302	445,318
Social security charges, unemployment fund and health fund	16,204	14,980	14,542	13,304
Other (income)/costs	10,586	7,646	8,415	4,950
Total	566,521	525,288	500,259	463,572

The number of employees of the Group at 31 December 2023 was 3,290 (31 December 2022: 3,365). The number of employees of the Bank at 31 December 2023 was 2,964 (31 December 2022: 3,004).

The Group's key management personnel has the final and general responsibility for the Group and is represented by the institutional bodies with administration and management role corresponding to the dualist administration system, respectively:

- The Group's management in its supervisory function, represented by the Supervisory Board, which fulfills its role of supervision and monitoring of the management decision-making process;
- The senior management/Directorate represented by the members of the Management Board, natural persons who exercise management functions within the Group and are empowered with the current management activity of the Group and are responsible for its fulfillment towards the Group management in its supervisory function;
- Staff members with managerial responsibility over the institution's control functions (Internal Audit, Risk Management, Compliance and other functions as locally defined) or material business units or for specific topics (e.g. accounting policies, finance, human resources);
- Staff members with managerial responsibilities for specific risk categories, including voting members within relevant Committees, credit risk exposures, authority on certain transactions and authority on the introduction of new products.

Remuneration of Group's key management personnel for 2023 was RON thousands 21,857 (2022: RON thousands 25,352). Remuneration of Bank's key management personnel for 2023 was RON thousands 15,325 (2022: RON thousands 18,516). In addition to this, as mentioned below, the Group implemented an incentive plan for this category of staff.

Qualitative information

1. Description of payment agreements based on own equity instruments

1.1 Outstanding instruments

Group Medium & Long Term Incentive Plans for selected employees of Group subsidiaries include the following category:

- **Equity-Settled Share Based Payments** (Equity-Settled SBP), which provide for the delivery of shares.

The category, Equity-Settled SBP, includes the following grants of:

11. PERSONNEL EXPENSES (continued)

- **Group Executive Incentive System (Bonus Pool)** that offer to eligible Group executives and relevant employees identified following regulatory rules, a bonus structure composed by upfront (following the moment of performance evaluation) and deferred payments in cash and in UniCredit ordinary shares, to be paid over a period of ranging from 1 to 7 years. This payment structure will guarantee the alignment to shareholder interest and will be subjected to corporate malus conditions (which applies in case specific profitability, capital and liquidity thresholds are not met at both Group and country/division level), individual malus and claw back conditions (as legally enforceable) according to the plan rules (both non-market vesting conditions);
- **Long Term Incentive 2017-2019** that offers to eligible executives and key players of the Group an incentive 100% based on ordinary UniCredit shares, subject to 3-years deferral and to malus and claw-back conditions, as legally enforceable, according to the plan rules. The plan is structured on 3-years performance period, aligned to the UniCredit strategic plan and provides for the allocation of an award based on gateway conditions on profitability, liquidity, capital and risk position and a set of performance conditions focused on Group targets, aligned with Transform 2019;
- **Long Term Incentive 2020-2023** that provides for the allocation of incentives based on free ordinary shares, subject to the achievement of specific performance conditions to the Strategic Plan Team 23. The Plan is structured over a four-year performance period, consistent with UniCredit's Strategic Plan, and provides for the granting of the possible award in 2024. The award is subject to a 4-year deferral period, after the performance period, and to the respect during the performance period of the minimum conditions of profitability, capital requirements and liquidity as well as positive assessment of Risk Appetite Framework. According to Banca d'Italia and EBA requirements and to further strengthen the governance framework, the Plan includes rules of compliance breaches management, as well as their related impact on remuneration components, through the application of malus and claw-back clauses.

It is also noted that, according to Banca d'Italia Circular 285 (as of 17th December 2013 and subsequent updates concerning "Remuneration and incentive policies and practices"), the equity-settled share based payments, represented by deferred payments in UniCredit ordinary shares not subject to vesting conditions, are used for the settlement of the so-called golden parachute (e.g. severance) for the relevant employees.

1.2 Measurement model

1.2.1 Group Executive Incentive System (Bonus Pool)

The economic value of performance shares, for the category Equity-Settled SBP, is measured considering the share market price at the grant date less the present value of the future dividends during the vesting period. Economic and net equity effects will be accrued on a basis of instruments' vesting period.

Group Executive Incentive System "Bonus Pool 2023" – Share

The new Group Incentive System 2023 is based on a bonus pool approach, aligned with regulatory requirements and market practices, which defines:

- sustainability, through direct link with entity results and alignment with relevant risk categories, using specific indicators linked to risk-appetite framework;
- the definition of a bonus pool at Group level, with cascading at divisional level consistently with segment reporting disclosure, based on the actual divisional performance adjusted considering quality and risk indicators as well as cost of capital;
- bonuses allocated to executives and other relevant employee, identified on a basis of regulatory provisions, embedded in CRD V and in Commission Delegated Regulation (EU) 923/2021 and to other specific roles identified according to local regulations;
- payment structure has been defined in accordance with regulatory provisions qualified by Directive 2013/36/EU (CRD IV) and further updates and will be distributed in a period of maximum seven years by using a mix of shares and cash.

All profit and loss and net equity effects related to the plan will be booked during the vesting period.

The plan is divided into clusters, each of which can have three or six installments of share-based payments spread over a period defined according to plan rules.

11. PERSONNEL EXPENSES (continued)

1.2.2 Long Term Incentive Plan 2017-2019

The economic value of performance shares is measured considering the share market price at the grant date less the present value of the future dividends during the vesting period.

The plan is divided into clusters, based on the beneficiary position, each of which can have from one to four installments of share-based payments spread over a period defined according to plan rules.

1.2.3 Long Term Incentive Plan 2020-2023

The economic value of performance shares is measured considering the share market price at the grant date less the present value of the future dividends during the vesting period.

The plan is divided into clusters, based on the beneficiary position, each of which can have from one to five installments of share-based payments spread over a period defined according to plan rules.

Quantitative information

1. Other Information

Effects on Profit and Loss

All Share-Based Payment granted after 7 November 2002 whose vesting period ends after 1 January 2005 are included within the scope of the IFRS2.

Financial information related to share-based payments

RON thousands	2023	2022
	Total	Total
Costs	6,897	10,002
- connected to Equity Settled Plans	3,880	5,680
- connected to Cash Settled	3,017	4,322
- Paid amount to UniCredit S.p.A. related to Equity Settled plans	2,570	5,680
- Paid amount to employees related to Cash Settled	2,298	4,322
- Accrued Debts towards UniCredit S.p.A.	8,829	7,641
- Accrued Debts towards employees related to Cash Settled	5,652	4,322

**NOTES TO THE CONSOLIDATED AND SEPARATE FINANCIAL STATEMENTS
FOR THE YEAR ENDED 31 December 2023**

12. DEPRECIATION AND AMORTISATION

in RON thousands	Group		Bank	
	31.12.2023	31.12.2022	31.12.2023	31.12.2022
Depreciation expenses related to tangible assets	29,315	31,239	27,936	29,829
Depreciation expenses related to the rights of use (please see Note 3n and Note 44)	76,224	74,631	69,320	66,880
Write-off of property, plant and equipment	(260)	3,339	(260)	3,339
Depreciation expenses of intangible assets	63,272	58,602	56,700	52,822
Net expenses/(income) from disposal of intangible assets	-	2,344	-	2,344
Total	168,551	170,155	153,696	155,214

13. OTHER ADMINISTRATIVE COSTS

in RON thousands	Group		Bank	
	31.12.2023	31.12.2022	31.12.2023	31.12.2022
Office space expenses (rental, maintenance, other)	52,978	50,497	49,558	46,829
IT services	186,770	147,714	179,825	143,477
Contributions to resolution funds and deposit guarantee schemes	59,998	76,432	59,998	76,432
Other taxes and duties	8,741	7,192	8,741	7,192
Communication expenses	20,390	20,540	18,251	18,595
Advertising and promotional expenses	48,829	42,677	39,403	33,258
Consultancy, legal and other professional services	15,963	9,481	11,733	5,954
Materials and consumables	12,198	9,938	10,982	8,563
Personnel training and recruiting	4,101	2,620	2,911	1,899
Insurance expenses	4,526	4,269	4,386	4,085
Other	20,284	27,422	14,635	23,928
Total	434,778	398,782	400,423	370,212

The fees due by the Group and the Bank the auditing firm KPMG Audit SRL and other companies from their group, without VAT, were as follows:

in RON thousands amounts without VAT	Group		Bank	
	2023 related fees	2022 related fees	2023 related fees	2022 related fees
Audit of the statutory financial statements	2,157	2,192	1,165	938
Other assurance services	766	1,042	766	1,041
Other non-audit services	1,387	-	1,093	-
Other tax services	12	-	-	-
Total	4,322	3,234	3,024	1,979

**NOTES TO THE CONSOLIDATED AND SEPARATE FINANCIAL STATEMENTS
FOR THE YEAR ENDED 31 December 2023**

14. OTHER OPERATING EXPENSES

in RON thousands	Group		Bank	
	31.12.2023	31.12.2022	31.12.2023	31.12.2022
Expenses with third party services for recovery of assets	8,055	4,003	-	-
Net income/expenses regarding repossessed assets	(2,230)	(5,386)	-	-
Other operating expenses	26,437	18,738	21,549	11,072
Total	32,262	17,355	21,549	11,072

Other operating expenses is represented mainly by amounts used to cover customers debtor balance and account administration fees, stamp duties, fees and other judicial expenses related to litigation files, expenses related to repossessed goods for leasing activities.

15. NET IMPAIRMENT LOSSES ON FINANCIAL INSTRUMENTS

In RON thousands	Group		Bank	
	31.12.2023	31.12.2022	31.12.2023	31.12.2022
Net provision charges for loans and advances to customers (Note 21)	365,747	282,879	286,857	214,012
Net provision charges for banks	3,192	1,396	3,226	1,398
Net provision charges for securities	2,460	305	2,460	305
Loans written-off	765	965	765	965
Net provision charges for lease receivables (Note 22)	26,827	21,307	-	-
Recoveries from loans previously written-off	(63,776)	(69,132)	(63,776)	(69,132)
Net provisions charges for other financial instruments	9,508	4,667	9,414	5,918
Net provision charges for off-balance loan commitments and contingencies	(51,146)	34,222	(26,157)	34,203
Net Impairment losses on financial instruments	293,577	276,609	212,789	187,669

16. NET PROVISIONS LOSSES

In RON thousands	Group		Bank	
	31.12.2023	31.12.2022	31.12.2023	31.12.2022
Net provision charges/(releases) for litigations (Note 37)	(5,117)	(4,664)	(5,477)	1,922
Other net charges of provisions (Note 37)	6,082	556	5,574	241
Net (gains)/losses from provisions	965	(4,108)	97	2,163

**NOTES TO THE CONSOLIDATED AND SEPARATE FINANCIAL STATEMENTS
FOR THE YEAR ENDED 31 December 2023**

17. INCOME TAX

The reconciliation of profit before tax to income tax expense in the income statement is presented below:

In RON thousands	Group			
	31.12.2023		31.12.2022	
Profit/ (Loss) before tax		1,702,581		1,165,186
Income tax calculated by applying regulatory tax rate (16%)	-16.0%	(272,413)	-16.0%	(186,430)
Adjustment of income tax expense - previous years	0.9%	14,897	-0.8%	(8,827)
Tax effect of non-deductible expenses	1.0%	16,316	-7.1%	(82,506)
Tax effect of non-taxable income	-1.0%	(17,132)	5.9%	68,760
Fiscal credit	3.0%	50,480	3.0%	35,246
Total income tax recalculated	-12.2%	(207,852)	-14.9%	(173,757)
Income tax as per income statement	-15.5%	(264,198)	-14.4%	(167,287)
Difference		(56,346)		6,470
Deferred tax		(56,346)		6,470

In RON thousands	Bank			
	31.12.2023		31.12.2022	
Profit/ (Loss) before tax		1,528,519		1,026,396
Income tax calculated by applying regulatory tax rate (16%)	-16.0%	(244,563)	-16.0%	(164,223)
Adjustment of income tax expense - previous years	-0.5%	(7,553)	-0.7%	(7,636)
Tax effect of non-deductible expenses	-4.7%	(72,337)	-6.7%	(68,790)
Tax effect of non-taxable income	4.1%	62,633	6.2%	63,357
Fiscal credit	2.3%	34,950	2.9%	30,189
Total income tax recalculated	-14.8%	(226,870)	-14.3%	(147,103)
Income tax as per income statement	-15.4%	(234,643)	-14.3%	(147,156)
Difference		(7,773)		(53)
Deferred tax		(7,773)		(53)

The lower effective tax rate is generated by existence of fiscal credit obtained for sponsorship.

18. CASH AND CASH EQUIVALENTS

In RON thousands	Group		Bank	
	31.12.2023	31.12.2022	31.12.2023	31.12.2022
Accounts at NBR	10,299,807	7,090,463	10,299,807	7,090,463
Cash (including cash in ATMs)	1,429,421	1,706,022	1,429,421	1,706,022
Short term Money Market placements with banks	8,258,363	7,537,630	8,258,363	7,537,630
Current balances with other banks	124,597	124,937	124,288	124,707
Total gross value	20,112,188	16,459,052	20,111,879	16,458,822
Impairment allowance	(6,135)	(2,883)	(6,134)	(2,882)
Total net book value	20,106,053	16,456,169	20,105,745	16,455,940

The balance of current accounts with the National Bank of Romania represents the minimum reserve maintained in accordance with the National Bank of Romania requirements. As of 31 December 2023, the mandatory minimum reserve ratio was 8% (31 December 2022: 8%) for funds raised in RON and 5% (December 31, 2022: 5%) for funds in foreign currency with residual maturity of less than 2 years, at the end of the observation period. For liabilities having residual maturity over 2 years at the end of the observation period, without reimbursement, conversion or early retirement clauses, mandatory minimum reserve ratio was set at 0% (31 December 2022: 0%).

19. DERIVATIVE ASSETS/LIABILITIES AT FAIR VALUE THROUGH PROFIT OR LOSS

• **Financial assets at fair value through profit or loss**

In RON thousands	Group		Bank	
	31.12.2023	31.12.2022	31.12.2023	31.12.2022
Derivatives	76,982	130,819	76,982	130,819
Investment securities held for trading	5,907	36,170	5,907	36,170
VISA Shares*	14,823	47,725	14,823	47,725
Total	97,712	214,714	97,712	214,714

*) VISA Inc shares class A are classified as “Capital Instruments – Financial assets at fair value through profit and loss” and VISA Inc shares class C are classified as “Debt Instruments – Financial assets at fair value through profit and loss” (as described in Note 3 b1) iv) and Note 3 o) iii).

In RON thousands	Group		Bank	
	31.12.2023	31.12.2022	31.12.2023	31.12.2022
Equity instruments (Class A)	-	35,793	-	35,793
Debt instruments (Class C)	14,823	11,932	14,823	11,932
Total VISA Shares	14,823	47,725	14,823	47,725

During 2023, the Group sold its class A shares in VISA Inc., considering that that these equity instruments did not represent a strategic investment. The shares are quoted on an active market, therefore the Group decided to eliminate its exposure towards the volatility of the stock price. The fair value on derecognition date was RON thousands 39,602, lower than the price received of RON thousands 43,103. Therefore, the cumulative gain on sale was RON thousands 3,501.

19. DERIVATIVE ASSETS/LIABILITIES AT FAIR VALUE THROUGH PROFIT OR LOSS (continued)

In RON thousands	Group		Bank	
	31.12.2023	31.12.2022	31.12.2023	31.12.2022
Investment-grade	87,733	213,177	87,733	213,177
No rating*	9,979	1,537	9,979	1,537
Total	97,712	214,714	97,712	214,714

*) The majority of these represent financial assets at fair value through profit or loss (derivatives contracts) for which the counterparties are Romanian companies.

The analysis is based on the ratings issued by Standard & Poor, if available, or by Moody's and Fitch converted to the nearest equivalent on the Standard & Poor rating scale..

The investment-grade category includes financial assets at fair value through profit or loss (derivatives contracts, investment securities held for trading, VISA shares) for which the counterparties have the following ratings: A+, A, A-, BBB+, BBB, BBB-, BAA1 and BAA3.

The Non-investment grade category includes financial assets at fair value through profit or loss for which the counterparties have the following ratings: BB+, BB- and B+.

The No-rating category includes financial assets at fair value through profit or loss for which the counterparties have no ratings.

• **Derivative assets/ liabilities**

In RON thousands	Notional amount	Group 31.12.2023		Notional amount	Bank 31.12.2023	
		Present value Assets	Present value Liabilities		Present value Assets	Present value Liabilities
Foreign currency Derivatives						
Forward contracts	3,624,520	13,341	31,497	3,624,520	13,341	31,497
Purchased options	70,806	548	-	70,806	548	-
Sold options	-	-	548	-	-	548
Total foreign currency derivatives	3,695,326	13,889	32,045	3,695,326	13,889	32,045
Interest rates derivatives						
Interest Rate Swaps	2,308,193	61,535	86,602	2,308,193	61,535	86,602
Purchased options	111,900	1,558	-	111,900	1,558	-
Sold options	111,900	-	1,558	111,900	-	1,558
Total interest rate derivatives	2,531,993	63,093	88,160	2,531,993	63,093	88,160
Other derivatives on purchased merchandise	347	-	-	347	-	-
Other derivatives on sold merchandise	-	-	48	-	-	48
Total derivatives - merchandise	347	-	48	347	-	48
Total	6,227,666	76,982	120,253	6,227,666	76,982	120,253

19. DERIVATIVE ASSETS/LIABILITIES AT FAIR VALUE THROUGH PROFIT OR LOSS (continued)

• **Derivative assets/ liabilities (continued)**

In RON thousands	Group 31.12.2022			Bank 31.12.2022		
	Notional amount	Present value		Notional amount	Present value	
		Assets	Liabilities		Assets	Liabilities
Foreign currency Derivatives						
Forward contracts	3,865,561	36,881	78,279	3,869,025	36,881	78,280
Purchased options	14,923	7	-	14,923	7	-
Sold options	-	-	9	-	-	9
Total foreign currency derivatives	3,880,484	36,888	78,288	3,883,948	36,888	78,289
Interest rates derivatives						
Interest Rate Swaps	2,782,654	91,816	96,619	2,782,654	91,816	96,619
Purchased options	134,982	2,048	-	134,982	2,048	-
Sold options	134,982	-	2,058	134,982	-	2,058
Total interest rate derivatives	3,052,618	93,864	98,677	3,052,618	93,864	98,677
Other derivatives on purchased merchandise	189	67	-	189	67	-
Other derivatives on sold merchandise	189	-	-	189	-	-
Total derivatives - merchandise	378	67	-	378	67	-
Total	6,933,480	130,819	176,965	6,936,944	130,819	176,966

As at 31 December 2023, the Bank has non-matured SPOT foreign currency transactions, as follows: assets notional amount RON thousands 1,550,064 (as at 31 December 2022: RON thousands 3,069,183) and liabilities notional amount RON thousands 1,550,256 (as at 31 December 2022: RON thousands 3,068,622). The net present value for SPOT transactions amounted to RON thousands 192 (liability) (as at 31 December 2022: RON thousands 561 (asset)).

20. LOANS AND ADVANCES TO BANKS

In RON thousands	Group		Bank	
	31.12.2023	31.12.2022	31.12.2023	31.12.2022
Loans to banks - non-residents	142,096	399,455	142,096	399,455
Total	142,096	399,455	142,096	399,455

In RON thousands	Group		Bank	
	31.12.2023	31.12.2022	31.12.2023	31.12.2022
Investment-grade	142,096	399,455	142,096	399,455
Total	142,096	399,455	142,096	399,455

The analysis is based on the ratings issued by Standard & Poor, if available, or by Moody's and Fitch converted to the nearest equivalent on the Standard & Poor rating scale.

The investment-grade category includes loans to banks for which the debtor has the following ratings: A+, A, A-, BBB+, BBB, BBB-, BAA1 and BAA3.

The Non-investment grade category includes loans to banks for which the debtor has the following ratings: BB+, BB- and B+.

The No-rating category includes loans to banks for which the debtor has no ratings.

For further details on the asset quality of this portfolio please see Note 4.c.(ii) – Loans and advances to banks.

**NOTES TO THE CONSOLIDATED AND SEPARATE FINANCIAL STATEMENTS
FOR THE YEAR ENDED 31 December 2023**

21. LOANS AND ADVANCES TO CUSTOMERS

The Group's commercial lending is concentrated on companies and individuals located mainly in Romania. The below amounts show gross book value and provision for impairment after including IRC.

The breakdown of loan portfolio by type of loan was as follows:

in RON thousands	Group		Of which: POCI financial assets	31.12.2023
	Stage 1 and Stage 2	Stage 3		
Mortgages	7,439,063	198,198	-	7,637,261
Personal loans and car loans	2,957,276	65,855	-	3,023,131
Credit cards and overdraft	285,377	10,805	-	296,182
Corporate loans	23,652,286	652,538	-	24,304,824
Retail Micro loans	2,011,461	83,881	-	2,095,342
Factoring, Discounting, Forfeiting	663,749	82,005	-	745,754
Loans and advances to customers before provisions	37,009,212	1,093,282	-	38,102,494
Less provision for impairment losses on loans	(1,124,540)	(781,533)	-	(1,906,073)
Net loans and advances to customers	35,884,672	311,749	-	36,196,421

in RON thousands	Group		Of which: POCI financial assets	31.12.2022
	Stage 1 and Stage 2	Stage 3		
Mortgages	6,481,444	208,712	-	6,690,156
Personal loans and car loans	2,202,221	73,934	-	2,276,155
Credit cards and overdraft	244,627	11,293	-	255,920
Corporate loans	22,148,524	631,317	9,161	22,779,841
Retail Micro loans	1,749,990	101,510	-	1,851,500
Factoring, Discounting, Forfeiting	736,431	113,185	-	849,616
Loans and advances to customers before provisions	33,563,237	1,139,951	9,161	34,703,188
Less provision for impairment losses on loans	(994,520)	(859,417)	(812)	(1,853,937)
Net loans and advances to customers	32,568,717	280,534	8,349	32,849,251

The Bank's commercial lending is concentrated on companies and individuals located in Romania mainly. The breakdown of loan portfolio by type of loan was as follows:

in RON thousands	Bank		Of which: POCI financial assets	31.12.2023
	Stage 1 and Stage 2	Stage 3		
Mortgages	7,439,063	198,198	-	7,637,261
Personal loans and car loans	8,260	1,884	-	10,144
Credit cards and overdraft	116,416	6,931	-	123,347
Corporate loans	25,622,836	652,538	-	26,275,374
Retail Micro loans	653,477	37,528	-	691,005
Factoring, Discounting, Forfeiting	663,749	82,005	-	745,754
Loans and advances to customers before provisions	34,503,801	979,084	-	35,482,885
Less provision for impairment losses on loans	(888,347)	(702,086)	-	(1,590,433)
Net loans and advances to customers	33,615,454	276,998	-	33,892,452

**NOTES TO THE CONSOLIDATED AND SEPARATE FINANCIAL STATEMENTS
FOR THE YEAR ENDED 31 December 2023**

21. LOANS AND ADVANCES TO CUSTOMERS (continued)

in RON thousands	Bank		Of which: POCI financial assets	31.12.2022
	Stage 1 and Stage 2	Stage 3		
Mortgages	6,481,444	208,712	-	6,690,156
Personal loans and car loans	14,434	3,383	-	17,817
Credit cards and overdraft	115,110	8,116	-	123,226
Corporate loans	23,666,546	631,317	9,161	24,297,863
Retail Micro loans	577,729	77,370	-	655,099
Factoring, Discounting, Forfaiting	736,431	113,185	-	849,616
Loans and advances to customers before provisions	31,591,694	1,042,083	9,161	32,633,777
Less provision for impairment losses on loans	(790,782)	(788,451)	(812)	(1,579,233)
Net loans and advances to customers	30,800,912	253,632	8,349	31,054,544

The movements in loan allowances for impairment are summarized as follows:

in RON thousands	Group	
	31.12.2023	31.12.2022
Balance at the 31 December	1,853,937	1,869,059
Net impairment charge for the period (Note 15)	365,747	282,879
Foreign currency exchange effect	4,079	307
Release of allowances for impairment of loans written-off and loans sold	(362,710)	(340,985)
Other adjustments	45,020	42,677
Final balance at 31 December	1,906,073	1,853,937

in RON thousands	Bank	
	31.12.2023	31.12.2022
Balance at the 31 December	1,579,233	1,605,568
Net impairment charge for the period (Note 15)	286,857	214,012
Foreign currency exchange effect	3,914	205
Release of allowances for impairment of loans written-off and loans sold	(322,970)	(282,990)
Other adjustments	43,399	42,438
Final balance at 31 December	1,590,433	1,579,233

**NOTES TO THE CONSOLIDATED AND SEPARATE FINANCIAL STATEMENTS
FOR THE YEAR ENDED 31 December 2023**

22. NET FINANCIAL LEASE RECEIVABLES

The Group acts as lessor for the finance lease granted mainly to finance purchases of cars, trucks and trailers, equipment and real estate. Lease contracts are mainly in EUR, USD and RON, and are offered for a period between 1 and 15 years, transferring the ownership on the leased assets at the end of lease contract. The interest is invoiced over the lease period using equal instalments. Lease receivables are guaranteed by the goods leased and other guarantees.

The values below indicate the gross carrying amount and the adjustment for impairment including IRC. The split of net lease receivable by stages and by maturities is presented in the following table below:

in RON thousands	UCLC (Unicredit Leasing Corporation)			
	Total, of which	Stage 1	Stage 2	Stage 3
		31.12.2023		
Lease receivables up to one year, gross	1,751,073	1,515,657	104,885	130,531
Lease receivables 1-2 years, gross	1,380,638	1,253,786	80,451	46,401
Lease receivables 2-3 years, gross	982,187	891,131	55,284	35,772
Lease receivables 3-4 years, gross	611,007	551,609	39,072	20,326
Lease receivables 4-5 years, gross	293,133	262,510	19,831	10,792
Lease receivables over 5 years, gross	175,591	87,987	39,058	48,546
Total contractual undiscounted lease payments receivable	5,193,629	4,562,680	338,581	292,368
Unearned finance income (future interest)	(568,700)	(473,585)	(50,727)	(44,388)
Total gross lease investment net of future interest and unguaranteed residual value	4,624,929	4,089,095	287,854	247,980
Impairment allowance for lease receivables	(319,233)	(111,201)	(34,098)	(173,934)
Total net lease investment	4,305,696	3,977,894	253,756	74,046

in RON thousands	UCLC (Unicredit Leasing Corporation)			
	Total, of which	Stage 1	Stage 2	Stage 3
		31.12.2022		
Lease receivables up to one year, gross	1,476,969	1,176,878	181,555	118,536
Lease receivables 1-2 years, gross	1,166,506	979,731	136,882	49,893
Lease receivables 2-3 years, gross	823,317	690,672	98,326	34,319
Lease receivables 3-4 years, gross	496,611	419,539	49,833	27,239
Lease receivables 4-5 years, gross	248,311	207,213	24,224	16,874
Lease receivables over 5 years, gross	183,823	88,169	31,868	63,786
Total contractual undiscounted lease payments receivable	4,395,537	3,562,202	522,688	310,647
Unearned finance income (future interest)	(315,272)	(233,871)	(40,778)	(40,623)
Total gross lease investment net of future interest and unguaranteed residual value	4,080,265	3,328,331	481,910	270,024
Impairment allowance for lease receivables	(291,572)	(76,458)	(29,225)	(185,889)
Total net lease investment	3,788,693	3,251,873	452,685	84,135

**NOTES TO THE CONSOLIDATED AND SEPARATE FINANCIAL STATEMENTS
FOR THE YEAR ENDED 31 December 2023**

22. NET FINANCIAL LEASE RECEIVABLES (continued)

The movements in impairment allowances for lease receivables are summarized as follows:

UCLC (Unicredit Leasing Corporation)			
in RON thousands	31.12.2023		31.12.2022
Balance at the 31 December	291,572		276,006
Net impairment charge for the period (Note 15)	26,827		21,307
Foreign currency exchange effect	(138)		(4)
Release of allowances for impairment of loans written-off and loans sold	(8,073)		(11,044)
Unwinding effect on provisions	9,045		5,307
Balance at 31 December	319,233		291,572

The split between lease receivables on credit types was made as follows:

UCLC (Unicredit Leasing Corporation)				
in RON thousands	Stage 1 and Stage 2	Stage 3	Of which: POCI financial assets	31.12.2023
Leasing receivables - real estate assets financed	212,077	78,701	-	290,778
Other leasing receivables - legal entities and retail:				
Leasing receivables - vehicles financed	2,973,489	98,146	-	3,071,635
Leasing receivables - equipment for agriculture financed	239,962	13,370	-	253,332
Leasing receivables - equipment for construction financed	285,577	6,161	-	291,738
Leasing receivables - other equipment financed	665,844	51,602	-	717,446
Leasing receivables before provisions	4,376,949	247,980	-	4,624,929
Less impairment allowance for lease receivables	(145,299)	(173,934)	-	(319,233)
Net lease receivables	4,231,650	74,046	-	4,305,696

UCLC (Unicredit Leasing Corporation)				
in RON thousands	Stage 1 and Stage 2	Stage 3	Of which: POCI financial assets	31.12.2022
Leasing receivables - real estate assets financed	230,519	101,108	-	331,627
Other leasing receivables - legal entities and retail				
Leasing receivables - vehicles financed	2,525,542	90,570	-	2,616,112
Leasing receivables - equipment for agriculture financed	211,990	5,444	-	217,434
Leasing receivables - equipment for construction financed	236,291	8,690	-	244,981
Leasing receivables - other equipment financed	605,899	64,212	-	670,111
Leasing receivables before provisions	3,810,241	270,024	-	4,080,265
Less impairment allowance for lease receivables	(105,683)	(185,889)	-	(291,572)
Net lease receivables	3,704,558	84,135	-	3,788,693

23. FINANCIAL ASSETS HELD AT FAIR VALUE THROUGH OTHER COMPREHENSIVE INCOME

The Group held the following financial assets at fair value through other comprehensive income:

in RON thousands	Group		Bank	
	31.12.2023	31.12.2022	31.12.2023	31.12.2022
Investment securities held at fair value through other comprehensive income	1,997,201	1,905,360	1,997,201	1,905,360
Equity investments (minority holdings)	29,324	17,158	19,559	14,812
Total	2,026,525	1,922,518	2,016,760	1,920,172

As at 31 December 2023, the Group included in investment securities held at fair value through other comprehensive income bonds, T-bills issued by Romanian Government, bonds issued by the municipality of Bucharest and bonds issued by the Ministry of Public Finance.

in RON thousands	Group		Bank	
	31.12.2023	31.12.2022	31.12.2023	31.12.2022
Investment-grade	1,997,201	1,905,360	1,997,201	1,905,360
No rating*	29,324	17,158	19,559	14,812
Total	2,026,525	1,922,518	2,016,760	1,920,172

*) It represent the equity investments (minority holdings) in companies incorporated in Romania.

The analysis is based on the ratings issued by Standard & Poor, if available, or by Moody's and Fitch converted to the nearest equivalent on the Standard & Poor rating scale.

The investment-grade category includes financial assets at fair value through other comprehensive income for which the debtor has the following ratings: A+, A, A-, BBB+, BBB, BBB-, BAA1 and BAA3.

The Non-investment grade category includes financial assets at fair value through other comprehensive income for which the debtor has the following ratings: BB+, BB- and B+.

The No-rating category includes financial assets at fair value through other comprehensive income for which the debtor has no ratings.

As at 31 December 2023, the investment securities held at fair value through other comprehensive income are pledged in amount of RON thousands 0 (31 December 2022: RON thousands 0).

The Group transferred to profit or loss during 2023 an amount of RON thousands -11,979 (2022: RON thousands 0) representing net loss from disposal of financial assets at fair value through other comprehensive income investment securities.

Equity investments

The Group held the following unlisted equity investments, financial assets held at fair value through other comprehensive income as at 31 December 2023 and 31 December 2022:

31.12.2023	Group		
In RON thousands	Nature of business	% Interest held	Fair value
UniCredit Leasing Fleet Management	Operational leasing	9.99%	9,765
Transfond SA	Other financial services	8.04%	17,334
Biroul de Credit SA	Financial services	6.80%	2,225
Total			29,324

23. FINANCIAL ASSETS HELD AT FAIR VALUE THROUGH OTHER COMPREHENSIVE INCOME (continued)

31.12.2022	Group		
In RON thousands	Nature of business	% Interest held	Fair value
UniCredit Leasing Fleet Management	Operational leasing	9.99%	2,346
Transfond SA	Other financial services	8.04%	12,728
Biroul de Credit SA	Financial services	6.80%	1,678
Fondul Roman de Garantare a Creditelor pentru Intreprinzatorii Privati IFN SA	Financial services	3.10%	406
Total			17,158

The above mentioned companies are incorporated in Romania.

The Bank held the following unlisted equity investments classified as FVTOCI as at 31 December 2023 and 31 December 2022:

31.12.2023	Bank		
In RON thousands	Nature of business	% Interest held	Fair value
Transfond SA	Other financial services	8.04%	17,334
Biroul de Credit SA	Financial services	6.80%	2,225
Total			19,559

31.12.2022	Bank		
In RON thousands	Nature of business	% Interest held	Fair value
Transfond SA	Other financial services	8.04%	12,728
Biroul de Credit SA	Financial services	6.80%	1,678
Fondul Roman de Garantare a Creditelor pentru Intreprinzatorii Privati IFN SA	Financial services	3.10%	406
Total			14,812

The above mentioned companies are incorporated in Romania.

During 2023, the Group sold its participation in „Fondul Roman de Garantare a Creditelor pentru Intreprinzatorii Privati IFN SA”, as a result of the fact that this did not represent a strategic investment. The fair value on derecognition date was RON thousands 190, higher than the price received of RON thousands 120. Therefore, the cumulative loss on sale was of RON thousands 70.

24. FINANCIAL ASSETS (DEBT INSTRUMENTS) AT AMORTIZED COST

As at 31 December 2023, the Group and the Bank held debt instruments at amortized cost representing bonds and T-bills issued by Romanian Government in amount of RON thousands 9,647,214 (31 December 2022 RON thousands 8,856,966).

As at 31 December 2023, the debt instruments at amortized cost are pledged in amount of RON thousands 303,061 (31 December 2022: RON thousands 416,675).

As at 31 December 2023 and 31 December 2022 the Group and the Bank held debt instruments at amortized cost that can be included in the investment-grade category (debt instruments issued by debtors which have the following ratings: A+, A, A-, BBB+, BBB, BBB-, BAA1 and BAA3 issued by Standard & Poor, if available, or by Moody's and Fitch converted to the nearest equivalent on the Standard & Poor rating scale).

**NOTES TO THE CONSOLIDATED AND SEPARATE FINANCIAL STATEMENTS
FOR THE YEAR ENDED 31 December 2023**

25. INVESTMENTS IN SUBSIDIARIES

In RON thousands	Nature of business	Country of incorporation	Bank		31.12.2022	
			% interest held	Carrying amount	% interest held	Carrying amount
UniCredit Consumer Financing IFN S.A.	Consumer finance	Romania	50.10%	64,767	50.10%	64,767
UniCredit Leasing Corporation IFN S.A.	Leasing services	Romania	99.98%	78,349	99.98%	78,349
Total				143,116		143,116

The following information is taken from the individual un-audited financial information for consolidation purpose of the subsidiaries, prepared in accordance with the accounting policies of the UniCredit Group, which is based on the IFRS standards adopted by the European Union:

31.12.2023	% Interest held	Bank		Operating income	Profit / (Loss)
In RON thousands		Total assets	Total liabilities		
31.12.2023					
UniCredit Consumer Financing IFN S.A.	50.10%	3,213,257	2,861,675	166,489	30,397
UniCredit Leasing Corporation IFN S.A.	99.98%	6,384,436	5,673,698	226,751	125,874
31.12.2022					
UniCredit Consumer Financing IFN S.A.	50.10%	2,336,984	2,015,801	156,688	26,893
UniCredit Leasing Corporation IFN S.A.	99.98%	5,401,950	4,823,323	204,998	118,559

25. INVESTMENTS IN SUBSIDIARIES (continued)

The Group does not have significant restrictions on its ability to access or use its assets and settle its liabilities other than those resulting from the supervisory frameworks within which banking subsidiaries operate. The supervisory frameworks require banking subsidiaries to keep certain levels of regulatory capital and liquid assets, limit their exposure to other parts of the Group and comply with other ratios. The carrying amounts of banking subsidiaries' assets and liabilities are presented above.

The following table summarises the information relating to the Group's subsidiary that has material non-controlling interest, which is UniCredit Consumer Financing IFN S.A.:

UniCredit Consumer Financing IFN S.A.		
Non-controlling percentage	49.90%	49.90%
In RON thousands	2023	2022
Total assets	3,213,257	2,336,984
Total liabilities	2,861,675	2,015,801
Net assets	351,582	321,183
Carrying amount of non-controlling interest	175,439	160,270
Operating income	166,489	156,688
Profit / (Loss)	30,397	26,893
Total comprehensive income	30,397	26,893
Profit allocated to non-controlling interest	15,168	13,420

**NOTES TO THE CONSOLIDATED AND SEPARATE FINANCIAL STATEMENTS
FOR THE YEAR ENDED 31 December 2023**

26. PROPERTY, PLANT AND EQUIPMENT

31.12.2023	Group					
In RON thousands	Land and buildings	Computers and equipment	Motor vehicles	Furniture and other assets	Assets in course of production	Total
Cost						
Balance at 1 January 2023	76,456	184,162	152	106,063	26,513	393,346
Additions	10,440	1,326	-	1,694	14,176	27,636
Revaluation - cancel cumulated depreciation	(6,503)	-	-	-	-	(6,503)
Revaluation*	6,545	-	-	-	-	6,545
Disposals	-	(7,612)	(58)	(3,627)	(13,122)	(24,419)
Balance at 31 December 2023	86,937	177,877	94	104,130	27,568	396,606
Depreciation and impairment losses						
Balance at 1 January 2023	(447)	(157,331)	(107)	(55,709)	-	(213,594)
Charge for the year	(6,787)	(11,105)	(9)	(11,414)	-	(29,315)
Revaluation - cancel cumulated depreciation	6,503	-	-	-	-	6,503
Disposals	51	7,569	58	3,470	-	11,148
Balance at 31 December 2023	(680)	(160,867)	(58)	(63,653)	-	(225,258)
Carrying amounts						
At 1 January 2023	76,009	26,831	45	50,354	26,513	179,752
At 31 December 2023	86,257	17,010	36	40,477	27,568	171,348

* The most recent revaluation for the land and buildings class was performed by SVN Research & Valuation Advisors S.R.L. as of 31 December 2023. In accordance with the International Standards for Valuation, the estimation of fair value was performed by the valuator using two alternative approaches, income approach and market approach, using the most appropriate one depending on the nature and purpose of each element.

**NOTES TO THE CONSOLIDATED AND SEPARATE FINANCIAL STATEMENTS
FOR THE YEAR ENDED 31 December 2023**

26. PROPERTY, PLANT AND EQUIPMENT (continued)

31.12.2022	Group					Total
In RON thousands	Land and buildings	Computers and equipment	Motor vehicles	Furniture and other assets	Assets in course of production	
Cost						
Balance at 1 January 2022	83,626	204,874	152	120,830	23,031	432,513
Additions	1,470	4,622	-	10,424	20,385	36,901
Revaluation - cancel cumulated depreciation	(8,053)	-	-	-	-	(8,053)
Revaluation*	2,783	-	-	-	-	2,783
Disposals	(3,475)	(25,334)	-	(25,191)	(16,903)	(70,903)
Reclassification from Other assets	105	-	-	-	-	105
Balance at 31 December 2022	76,456	184,162	152	106,063	26,513	393,346
Depreciation and impairment losses						
Balance at 1 January 2022	(3,613)	(163,008)	(86)	(71,223)	-	(237,930)
Charge for the year	(8,236)	(13,451)	(21)	(9,530)	-	(31,238)
Revaluation - cancel cumulated depreciation	8,053	-	-	-	-	8,053
Disposals	3,454	19,128	-	25,044	-	47,626
Reclassification from Other assets	(105)	-	-	-	-	(105)
Balance at 31 December 2022	(447)	(157,331)	(107)	(55,709)	-	(213,594)
Carrying amounts						
At 1 January 2022	80,013	41,866	66	49,607	23,031	194,583
At 31 December 2022	76,009	26,831	45	50,354	26,513	179,752

* The most recent revaluation for the land and buildings class was performed by SVN Research & Valuation Advisors S.R.L. as of 31 December 2022. In accordance with the International Standards for Valuation, the estimation of fair value was performed by the valuator using two alternative approaches, income approach and market approach, using the most appropriate one depending on the nature and purpose of each element.

**NOTES TO THE CONSOLIDATED AND SEPARATE FINANCIAL STATEMENTS
FOR THE YEAR ENDED 31 December 2023**

26. PROPERTY, PLANT AND EQUIPMENT (continued)

31.12.2023				Bank			
In RON thousands	Land and buildings	Computers and equipment	Motor vehicles		Furniture and other assets	Assets in course of production	Total
Cost							
Balance at 1 January 2023	75,420	178,642	-		104,528	26,513	385,103
Additions	10,440	997	-		1,685	14,176	27,298
Revaluation - cancel cumulated depreciation	(6,503)	-	-		-	-	(6,503)
Revaluation*	6,545	-	-		-	-	6,545
Disposals	-	(7,591)	-		(3,627)	(13,122)	(24,340)
Balance at 31 December 2023	85,901	172,049	-		102,586	27,568	388,104
Depreciation and impairment losses							
Balance at 1 January 2023	-	(153,287)	-		(55,401)	-	(208,688)
Charge for the year	(6,503)	(10,359)	-		(11,074)	-	(27,936)
Revaluation - cancel cumulated depreciation	6,503	-	-		-	-	6,503
Disposals	-	7,547	-		3,471	-	11,018
Balance at 31 December 2023	-	(156,100)	-		(63,004)	-	(219,104)
Carrying amounts							
At 1 January 2023	75,420	25,355	-		49,127	26,513	176,415
At 31 December 2023	85,901	15,949	-		39,582	27,568	169,000

* The most recent revaluation for the land and buildings class was performed by SVN Research & Valuation Advisors S.R.L. as of 31 December 2023. In accordance with the International Standards for Valuation, the estimation of fair value was performed by the valuator using two alternative approaches, income approach and market approach, using the most appropriate one depending on the nature and purpose of each element.

**NOTES TO THE CONSOLIDATED AND SEPARATE FINANCIAL STATEMENTS
FOR THE YEAR ENDED 31 December 2023**

26. PROPERTY, PLANT AND EQUIPMENT (continued)

31.12.2022				Bank			
In RON thousands	Land and buildings	Computers and equipment	Motor vehicles		Furniture and other assets	Assets in course of production	Total
Cost							
Balance at 1 January 2022	79,908	179,353	-		119,616	23,031	401,908
Additions	826	3,706	-		9,099	20,385	34,016
Revaluation - cancel cumulated depreciation	(8,053)	-	-		-	-	(8,053)
Revaluation*	2,783	-	-		-	-	2,783
Disposals	(44)	(4,417)	-		(24,187)	(16,903)	(45,551)
Balance at 31 December 2022	75,420	178,642	-		104,528	26,513	385,103
Depreciation and impairment losses							
Balance at 1 January 2022	-	(145,225)	-		(70,059)	-	(215,284)
Charge for the year	(8,074)	(12,372)	-		(9,382)	-	(29,828)
Revaluation - cancel cumulated depreciation	8,053	-	-		-	-	8,053
Disposals	21	4,310	-		24,040	-	28,371
Balance at 31 December 2022	-	(153,287)	-		(55,401)	-	(208,688)
Carrying amounts							
At 1 January 2022	79,908	34,128	-		49,557	23,031	186,624
At 31 December 2022	75,420	25,355	-		49,127	26,513	176,415

* The most recent revaluation for the land and buildings class was performed by SVN Research & Valuation Advisors S.R.L. as of 31 December 2022. In accordance with the International Standards for Valuation, the estimation of fair value was performed by the valuator using two alternative approaches, income approach and market approach, using the most appropriate one depending on the nature and purpose of each element.

**NOTES TO THE CONSOLIDATED AND SEPARATE FINANCIAL STATEMENTS
FOR THE YEAR ENDED 31 December 2023**

27. INTANGIBLE ASSETS

31.12.2023	Group		
In RON thousands	Intangible assets	Intangible assets in progress	Total
Balance at 1 January 2023	400,497	207,153	607,650
Additions	123,015	118,441	241,456
Disposals	(42,431)	(114,379)	(156,810)
Balance at 31 December 2023	481,081	211,215	692,296
Depreciation and impairment losses			
Balance at 1 January 2023	(244,868)	-	(244,868)
Charge for the year	(63,272)	-	(63,272)
Disposals	40,719	-	40,719
Balance at 31 December 2023	(267,420)	-	(267,420)
Carrying amounts			
At 1 January 2023	155,629	207,153	362,782
At 31 December 2023	213,661	211,215	424,876

31.12.2022	Group		
In RON thousands	Intangible assets	Intangible assets in progress	Total
Balance at 1 January 2022	517,982	179,927	697,909
Additions	93,404	114,972	208,376
Disposals	(210,889)	(87,746)	(298,635)
Balance at 31 December 2022	400,497	207,153	607,650
Depreciation and impairment losses			
Balance at 1 January 2022	(397,157)	-	(397,157)
Charge for the year	(58,601)	-	(58,601)
Disposals	210,890	-	210,890
Balance at 31 December 2022	(244,868)	-	(244,868)
Carrying amount			
At 1 January 2022	120,825	179,927	300,752
At 31 December 2022	155,629	207,153	362,782

**NOTES TO THE CONSOLIDATED AND SEPARATE FINANCIAL STATEMENTS
FOR THE YEAR ENDED 31 December 2023**

27. INTANGIBLE ASSETS (continued)

31.12.2023		Bank	
In RON thousands	Intangible assets	Intangible assets in progress	Total
Balance at 1 January 2023	353,408	207,153	560,561
Additions	114,379	118,441	232,820
Disposals	(37,516)	(114,379)	(151,895)
Balance at 31 December 2023	430,271	211,215	641,486
Depreciation and impairment losses			
Balance at 1 January 2023	(216,195)	-	(216,195)
Charge for the year	(56,700)	-	(56,700)
Disposals	37,516	-	37,516
Balance at 31 December 2023	(235,378)	-	(235,378)
Carrying amounts			
At 1 January 2023	137,213	207,153	344,366
At 31 December 2023	194,893	211,215	406,108

31.12.2022		Bank	
In RON thousands	Intangible assets	Intangible assets in progress	Total
Balance at 1 January 2022	477,967	179,927	657,894
Additions	85,363	114,972	200,335
Disposals	(209,922)	(87,746)	(297,668)
Balance at 31 December 2022	353,408	207,153	560,561
Depreciation and impairment losses			
Balance at 1 January 2022	(373,296)	-	(373,296)
Charge for the year	(52,821)	-	(52,821)
Disposals	209,922	-	209,922
Balance at 31 December 2022	(216,195)	-	(216,195)
Carrying amounts			
At 1 January 2022	104,671	179,927	284,598
At 31 December 2022	137,213	207,153	344,366

**NOTES TO THE CONSOLIDATED AND SEPARATE FINANCIAL STATEMENTS
FOR THE YEAR ENDED 31 December 2023**

28. DEFERRED TAX ASSETS AND LIABILITIES

Deferred tax assets and deferred tax liabilities at 31 December 2023 are attributable to the items detailed in the table below:

31.12.2023	Group			Bank		
In RON thousands	Assets	Liabilities	Net	Assets	Liabilities	Net
Net lease receivables	5,212	-	5,212	-	-	-
Property, equipment and intangible assets	979	10,338	(9,359)	979	10,338	(9,359)
Other assets	384	-	384	28	-	28
Provisions, other debts, forecasted expenses	58,458	370	58,088	54,194	-	54,194
Financial assets at amortised cost	749	-	749	749	-	749
Deferred tax asset/ (liability) at 16% through profit and loss account	65,782	10,708	55,074	55,950	10,338	45,612
FVTOCI instruments	11,410	8,735	2,675	11,410	7,548	3,862
Derivative financial instruments held for hedging	1,239	-	1,239	1,239	-	1,239
Tangible fixed assets revaluation reserve	-	1,027	(1,027)	-	1,027	(1,027)
Deferred tax asset/ (liability) at 16% through equity	12,649	9,762	2,887	12,649	8,575	4,074
Deferred tax asset/ (liability) at 16%	78,431	20,470	57,961	68,599	18,913	49,686

Deferred tax assets and deferred tax liabilities at 31 December 2022 are attributable to the items detailed in the table below:

31.12.2022	Group			Bank		
In RON thousands	Assets	Liabilities	Net	Assets	Liabilities	Net
Net lease receivables	47,970	-	47,970	-	-	-
Property, equipment and intangible assets	979	9,195	(8,216)	979	9,195	(8,216)
Other assets	2,114	-	2,114	28	-	28
Provisions, other debts, forecasted expenses	101,157	1,250	99,907	60,390	154	60,236
Financial assets at amortised cost	1,053	-	1,053	1,053	-	1,053
Deferred tax asset/ (liability) at 16% through profit and loss account	153,273	10,445	142,828	62,450	9,349	53,101
FVTOCI instruments	30,828	10,176	20,652	30,828	10,176	20,652
Derivative financial instruments held for hedging	1,429	-	1,429	1,429	-	1,429
Tangible fixed assets revaluation reserve	-	1,183	(1,183)	-	1,183	(1,183)
Deferred tax asset/ (liability) at 16% through equity	32,257	11,359	20,898	32,257	11,359	20,898
Deferred tax asset/ (liability) at 16%	185,530	21,804	163,726	94,707	20,708	73,999

**NOTES TO THE CONSOLIDATED AND SEPARATE FINANCIAL STATEMENTS
FOR THE YEAR ENDED 31 December 2023**

28. DEFERRED TAX ASSETS AND LIABILITIES (continued)

Taxes recognized in other comprehensive income at 31 December 2023 are presented in the table below:

31.12.2023	Group			Bank		
In RON thousands	Before Tax	Deferred Tax	Net of tax	Before Tax	Deferred Tax	Net of tax
FVTOCI reserve i)	(15,860)	2,675	(13,185)	(23,278)	3,862	(19,416)
Cash flow hedging reserve ii)	(7,745)	1,239	(6,506)	(7,745)	1,239	(6,506)
Revaluation reserve on property, plant and equipment iii)	6,419	(1,027)	5,392	6,419	(1,027)	5,392

Taxes recognized in other comprehensive income at 31 December 2022 are presented in the table below:

31.12.2022	Group			Bank		
In RON thousands	Before Tax	Deferred Tax	Net of tax	Before Tax	Deferred Tax	Net of tax
FVTOCI reserve i)	(129,076)	20,652	(108,424)	(129,076)	20,652	(108,424)
Cash flow hedging reserve ii)	(8,930)	1,429	(7,501)	(8,930)	1,429	(7,501)
Revaluation reserve on property, plant and equipment iii)	7,397	(1,183)	6,214	7,397	(1,183)	6,214

i) The movements in the Reserve for financial assets at fair value through other comprehensive income at 31 December 2023 are presented below:

31.12.2023	Group			Bank		
In RON thousands	Before tax	Deferred Tax	Net of tax	Before tax	Deferred Tax	Net of tax
January 1	(129,076)	20,652	(108,424)	(129,076)	20,652	(108,424)
Transfer to profit and loss	11,979	(1,917)	10,062	11,979	(1,917)	10,062
Net change in other comprehensive income	101,237	(16,060)	85,177	93,819	(14,873)	78,946
December 31	(15,860)	2,675	(13,185)	(23,278)	3,862	(19,416)

The movements in the Reserve for financial assets at fair value through other comprehensive income at 31 December 2022 are presented below:

31.12.2022	Group			Bank		
In RON thousands	Before tax	Deferred Tax	Net of tax	Before tax	Deferred Tax	Net of tax
January 1	(12,368)	1,979	(10,389)	(12,368)	1,979	(10,389)
Net change in other comprehensive income	(116,708)	18,673	(98,035)	(116,708)	18,673	(98,035)
December 31	(129,076)	20,652	(108,424)	(129,076)	20,652	(108,424)

**NOTES TO THE CONSOLIDATED AND SEPARATE FINANCIAL STATEMENTS
FOR THE YEAR ENDED 31 December 2023**

28. DEFERRED TAX ASSETS AND LIABILITIES (continued)

ii) The movements in the Cash flow hedging reserve at 31 December 2023 are presented below:

31.12.2023	Group			Bank		
mii RON	Before tax	Deferred Tax	Net of tax	Before tax	Deferred Tax	Net of tax
January 1	(8,930)	1,429	(7,501)	(8,930)	1,429	(7,501)
Transfer to profit and loss	66	(11)	55	66	(11)	55
Net change in other comprehensive income	1,119	(179)	940	1,119	(179)	940
December 31	(7,745)	1,239	(6,506)	(7,745)	1,239	(6,506)

The movements in the Cash flow hedging reserve at 31 December 2022 are presented below:

31.12.2022	Group			Bank		
In RON thousands	Before tax	Deferred Tax	Net of tax	Before tax	Deferred Tax	Net of tax
January 1	(39,770)	6,363	(33,407)	(39,770)	6,363	(33,407)
Transfer to profit and loss	1,154	(185)	969	1,154	(185)	969
Net change in other comprehensive income	29,686	(4,749)	24,937	29,686	(4,749)	24,937
December 31	(8,930)	1,429	(7,501)	(8,930)	1,429	(7,501)

29. OTHER FINANCIAL AND NON-FINANCIAL ASSETS

In RON Thousand	Group		Bank	
	31.12.2023	31.12.2022	31.12.2023	31.12.2022
Other financial assets				
Suspense accounts - banks	120,885	29,226	120,885	29,226
Suspense accounts - non-banks	319,511	170,566	319,511	170,566
Sundry debtors	124,578	131,762	60,604	58,665
Collateral deposits	1,846	2,794	2,212	3,000
Amounts receivables	11,353	17,462	14,461	21,498
Total gross amounts	578,173	351,810	517,673	282,955
Less impairment for sundry debtors	(19,916)	(32,335)	(19,720)	(32,335)
Total other financial assets	558,257	319,475	497,953	250,620
Other non-financial assets				
Sundry debtors	19,957	25,619	19,927	25,619
Prepaid Expenses	342,517	138,320	36,376	29,373
Inventories (including repossessed assets)*	9,772	8,364	47	1,823
Other	59,606	15,850	7,574	6,437
Total gross amounts	431,852	188,153	63,924	63,252
Less impairment for sundry debtors	(12,420)	(12,386)	(12,420)	(12,386)
Total other non-financial assets	419,432	175,767	51,504	50,866
Total other assets	977,689	495,242	549,457	301,486

The Group booked as prepayments, during 2023 and 2022 prepaid rents, local taxes, insurance for premises and professional liability insurance (bankers' blanket bond insurance).

29. OTHER FINANCIAL AND NON-FINANCIAL ASSETS (continued)

Repossessed assets

The Group and the Bank have the following assets from workout process arisen during normal course of business:

In RON Thousand	Inventories*	Property, plant and equipment**	Total
Balance at 31 of December 2022	6,235	2,046	8,281
Balance at 31 of December 2023	9,533	1,343	10,876

* Repossessed assets are presented in Inventories line – Other non-financial assets from Statement of Financial Position.

** Carrying amount of inventories-repossessed assets reclassified to Property, Plant and Equipment.

Inventories - Repossessed assets In RON Thousand	Group	
	31.12.2023	31.12.2022
Gross value at 01 January	8,409	46,286
Additions	14,447	13,591
Disposals	(11,097)	(51,467)
Other adjustments	-	(1)
Gross value at 31 December	11,760	8,409
Impairments	(2,226)	(2,174)
Carrying amount at 31 December	9,533	6,235

Impairments - Repossessed assets In RON Thousand	Group	
	31.12.2023	31.12.2022
Balance at 01 January	2,174	25,331
Charges with impairments - repossessed assets	959	2,985
Release of impairments - repossessed assets	(906)	(23,914)
Other adjustments	-	(2,228)
Balance at 31 December	2,226	2,174

Inventories - Repossessed assets In RON Thousand	Bank	
	31.12.2023	31.12.2022
Gross value at 01 January	-	292
Disposals	-	(292)
Gross value at 31 December	-	-
Carrying amount at 31 December	-	-

30. DERIVATIVES ASSETS/LIABILITIES DESIGNATED AS HEDGING INSTRUMENTS

The Group uses interest rate swaps to hedge interest rate risks arising from customers' deposits, loans and securities.

The Group is hedging deposits from customers exposed to interest rate variability risk by designating specific portfolios as hedged items into cash flow hedge relationships. The hedging instruments are interest rate swaps. The risk hedged is the interest rate risk associated with floating EUR interest bearing deposits and borrowings.

In order to assess effectiveness the Group applies the hypothetical derivative method under cumulative dollar offset method to measure both the retrospective and prospective effectiveness of the cash flow hedge relationships. The effectiveness testing method applied compares the fair value of the hedging instruments with the fair value of the hypothetical derivative instruments. The hypothetical derivative instruments are constructed so that it has characteristics that match the critical characteristics of the hedged position and hedging instrument in terms of notional amount, payment frequency and maturity.

30. DERIVATIVES ASSETS/LIABILITIES DESIGNATED AS HEDGING INSTRUMENTS (continued)

Fair value hedge relationships are designated in order to hedge the risk free interest rate risks of bonds held by the Group that are measured at fair value through other comprehensive income. The hedging instruments used are interest rate swaps. Efficiency tests were performed at designation date and are performed on a monthly basis during the tenor of the hedging relationship by comparing the fair value of the bonds with the fair value of the interest rate swap.

Fair value hedging relationships are also designated to limit the exposure of the Group to fixed risk free interest rate risk of non-maturing deposits included in the behavioral model by using as hedging instrument an interest rate swap. Effectiveness tests were performed at inception of the hedging designation and during the lifetime of the hedging on a monthly basis by using a hypothetical derivative instrument replicating the non-maturing deposits characteristics.

The fair values of derivatives designated as cash flow hedges (“CFH”) and fair value hedges (“FVH”) are:

in RON thousands	Group			Group		
	Notional	31.12.2023 Assets	31.12.2023 Liabilities	Notional	31.12.2022 Assets	31.12.2022 Liabilities
Interest rate swap - CFH	10,934	-	(12,807)	10,439	-	(15,450)
Interest rate swap - FVH	520,716	242,560	(189,597)	517,869	310,229	(247,064)
Total Interest rate swap - Hedges	531,650	242,560	(202,404)	528,308	310,229	(262,514)

The time periods in which the hedged cash flows are expected to occur and affect the statement of comprehensive income are as follows:

in RON thousands	Group			Group		
	Within 1 year	31.12.2023 1-5 years	31.12.2023 Over 5 years	Within 1 year	31.12.2022 1-5 years	31.12.2022 Over 5 years
Cash inflow	-	2,699	15,635	-	4,889	21,625
Cash outflow	-	(5,116)	(23,351)	(8,389)	(7,514)	(25,286)

As 31 December 2023, all cash flow and fair value hedge relationships have been assessed as effective.

For cash flow hedges reserve please refer to Note 28.

The amounts relating to items designated as hedged items at 31 December 2023 and 31 December 2022 were as follows:

in RON thousands	2023		2022	
	Assets	Liabilities	Assets	Liabilities
Debt instruments	489,369		455,932	
Deposits and current accounts		5,420,935		1,362,476

31. DEPOSITS FROM BANKS

in RON thousands	Group		Bank	
	31.12.2023	31.12.2022	31.12.2023	31.12.2022
Term deposits	881,358	416,407	881,358	416,407
Sight deposits	359,624	634,011	359,624	634,011
Total	1,240,982	1,050,418	1,240,982	1,050,418

32. LOANS FROM BANKS AND OTHER FINANCIAL INSTITUTIONS

In RON thousands	Group		Bank	
	31.12.2023	31.12.2022	31.12.2023	31.12.2022
Commercial Banks	5,671,409	4,731,665	-	-
Multilateral development banks	735,264	922,267	584,966	849,329
Total	6,406,673	5,653,932	584,966	849,329

As at 31 December 2023, the final maturity of loans varies from March 2024 to December 2028.

UniCredit Consumer Financing IFN SA disbursed RON 100 million from EBRD during 2023.

UniCredit Leasing Corporation IFN S.A. disbursed a total amount of EUR 90 million during 2023. Two disbursements in total amount of EUR 40 million were made under a facility approved in 2023 by the European Investment Bank (EIB) and the funds were withdrawn for the purpose of granting leasing contracts to MSME companies and focusing on climate action and environmental sustainability projects. One other disbursement of EUR 50 million was completed under a facility signed with International Finance Corporation (IFC). The funds will be used to finance MSME companies with a focus on green, renewable energy and energy efficiency projects.

UniCredit Bank S.A. did not make during 2023 any new withdrawals.

33. DEBTS ARISING FROM FINANCING ACTIVITIES

The Group's liabilities arising from the financing activities for the years 2023 and 2022 are presented below:

2023 In RON thousands	Group					
	Balance at 01 January	Drawdowns	Repayments	Accumulated interest	Other changes*	Balance at 31 December
Loans from banks	5,653,932	4,265,962	(3,563,031)	32,920	16,890	6,406,673
Debt securities issued	3,502,834	480,000	-	24,673	(5,211)	4,002,296
Subordinated liabilities	945,604	-	-	4,121	2,348	952,073
Lease liabilities	198,403	134,971	(82,491)	1,245	3,675	255,803
Total	10,300,773	4,880,933	(3,645,522)	62,959	17,702	11,616,845

*Other changes are the effect of the exchange rate change on the revaluation of balances.

2022 In RON thousands	Group					
	Balance at 01 January	Drawdowns	Repayments	Accumulated interest	Other changes*	Balance at 31 December
Loans from banks	3,995,917	2,914,975	(1,272,491)	18,822	(3,291)	5,653,932
Debt securities issued	2,491,879	2,751,896	(1,768,432)	19,300	8,191	3,502,834
Subordinated liabilities	944,183	-	-	2,971	(1,550)	945,604
Lease liabilities	168,791	55,483	(72,412)	217	46,324	198,403
Total	7,600,770	5,722,354	(3,113,335)	41,310	49,674	10,300,773

*Other changes are the effect of the exchange rate change on the revaluation of balances.

**NOTES TO THE CONSOLIDATED AND SEPARATE FINANCIAL STATEMENTS
FOR THE YEAR ENDED 31 December 2023**

33. DEBTS ARISING FROM FINANCING ACTIVITIES (continued)

The Bank's liabilities arising from the financing activities for the years 2023 and 2022 are presented below:

2023 In RON thousands	Balance at 01 January	Drawdowns	Bank			Balance at 31 December
			Repayments	Accumulated interest	Other changes*	
Loans from banks	849,329	-	(264,648)	4,684	(4,399)	584,966
Debt securities issued	3,502,834	480,000	-	24,673	(5,211)	4,002,296
Subordinated liabilities	836,761	-	-	4,121	1,750	842,632
Lease liabilities	193,362	131,952	(79,988)	1,229	3,859	250,414
Total	5,382,286	611,952	(344,636)	34,707	(4,001)	5,680,308

*Other changes are the effect of the exchange rate change on the revaluation of balances.

2022 In RON thousands	Balance at 01 January	Drawdowns	Bank			Balance at 31 December
			Repayments	Accumulated interest	Other changes*	
Loans from banks	570,921	492,948	(218,174)	5,962	(2,328)	849,329
Debt securities issued	1,014,391	2,751,896	(280,500)	19,300	(2,253)	3,502,834
Subordinated liabilities	835,325	-	-	2,971	(1,535)	836,761
Lease liabilities	164,895	52,065	(70,136)	220	46,318	193,362
Total	2,585,532	3,296,909	(568,810)	28,453	40,202	5,382,286

*Other changes are the effect of the exchange rate change on the revaluation of balances.

34. DEPOSITS FROM CUSTOMERS

In RON thousands	Group		Bank	
	31.12.2023	31.12.2022	31.12.2023	31.12.2022
Term deposits	17,993,000	13,044,326	18,013,196	13,064,379
Payable on demand	31,956,699	31,304,532	31,988,882	31,377,356
Collateral deposits	1,005,603	962,041	1,000,478	962,422
Certificates of deposits	10	41	10	41
Total	50,955,312	45,310,940	51,002,566	45,404,198

As of 31 December 2023, retail clients (individuals and micro companies) represents 37% of the portfolio, corporate accounts for 59% of the portfolio, while private banking clients represents 4% (31 December 2022: retail clients 36%, corporate clients 60%, private banking clients 4%).

35. DEBT SECURITIES ISSUED

In RON thousands	Group		Bank	
	31.12.2023	31.12.2022	31.12.2023	31.12.2022
Debt securities issued	4,002,296	3,502,834	4,002,296	3,502,834
Total	4,002,296	3,502,834	4,002,296	3,502,834

In July 2017, the Bank issued RON denominated bonds in amount of RON 610,000 thousands with semi-annual coupon payments and the following maturities: 3 years (UCB20), 5 years (UCB22) and 7 years (UCB24). The debt issuance from July 2017 was adered to by qualified investors. The initial nominal amount was oversubscribed, and 61,000 debt instruments for the maturities listed above were issued in total.

35. DEBTS SECURITIES ISSUED (continued)

Out of the initial maturities the 3 years one (ISIN ROUCTBDB022) matured in Q3 2020 (15 July 2020) and the 5 years one (ISIN ROUCTBDB030) matured in Q3 2022 (15 July 2022). The principal of RON 146,000 thousands for UCB20 plus RON 280,500 thousands for UCB22 was repaid to the bondholders. UCB24 in amount of RON 183,500 thousands will mature on 15th of July 2024.

During November 2023, the Bank issued RON denominated bonds in amount of RON 480,000 thousands with annual coupon payments and a 5 years maturity. The debt issuance was addressed to qualified investors. The targeted nominal amount was oversubscribed, and 960 debt instruments for the 5 years maturity were issued.

The outstanding bonds issued in 2017, 2022 and 2023 are listed on the Bucharest Stock Exchange (UCB24, UCB27 and respectively UCB28):

ISIN	BVB Code	Maturity	Notional amount in RON thousands	Interest rate
ROUCTBDB048	UCB24	15-Jul-24	183,500	ROBOR6M + 1.05% p.a.
RO3WU5H09299	UCB27	21-Dec-27	488,500	9.07% p.a.
ROG0M1EGXBN8	UCB28	24-Nov-28	480,000	7.82% p.a.

In order to cover the new internal minimum requirement for own funds and eligible liabilities (internal Minimum Requirement for own funds and Eligible Liabilities – „MREL”) UniCredit Bank S.A. has issued several senior non preferred bonds: 110 million EUR in December 2021, 160 million EUR in June 2022 and 250 million EUR in December 2022. The issuances were fully subscribed by UniCredit S.p.A. (the parent company) following the Single Point of Entry Strategy adopted at UniCredit Group level and are not listed. The first two Senior Non preferred bonds (in the order of issuance) have a maturity of 6 years with an issuer call option of the Bank after 5 years. The last one from December 2022 has a maturity of 5 years with an issuer call option of the Bank after 4 years.

In August 2022, UniCredit Bank S.A. has also issued a Tier 2 bond for the total amount of 48.5mn EUR with a maturity of 10 years and an issuer call option of the Bank after 5 years. The bond was fully subscribed by UniCredit S.p.A.

36. SUBORDINATED LIABILITIES

In RON thousands	Group		Bank	
	31.12.2023	31.12.2022	31.12.2023	31.12.2022
UniCredit SPA	842,632	836,761	842,632	836,761
UniCredit Bank Austria AG	109,441	108,843	-	-
Total	952,073	945,604	842,632	836,761

As of 31 December 2023, the following agreements were in place:

- subordinated debt from UniCredit SPA, Italy, in amount of in eq. RON thousands 241,268 (EUR thousands 48,500), with maturity in July 2027, beneficiary UniCredit Bank S.A.;
- subordinated debt from UniCredit SPA, Italy, in amount of in eq. RON thousands 596,952 thousands (EUR thousands 120,000), with maturity in December 2027, beneficiary UniCredit Bank S.A.;
- subordinated debt from UniCredit Bank Austria AG, in amount of in eq. RON thousands 109,441 (EUR thousands 22,000), with maturity in July 2024, beneficiary Unicredit Leasing Corporation IFN S.A.;

Interest accrued amounts to eq. RON thousands 4,412 (EUR thousands 887).

The subordinated liabilities rank below other, more senior loans or securities with respect to claims on assets or earnings. In case of borrower default, creditors who own subordinated debt will not be paid out until after senior bondholders are paid in full.

**NOTES TO THE CONSOLIDATED AND SEPARATE FINANCIAL STATEMENTS
FOR THE YEAR ENDED 31 December 2023**

37. PROVISIONS

In RON thousands	Group		Bank	
	31.12.2023	31.12.2022	31.12.2023	31.12.2022
Provision for financial guarantees	97,769	150,028	124,949	155,432
Provision for legal disputes	8,276	13,723	6,248	11,714
Provision for off-balance commitments	86,528	80,788	82,696	78,137
Other provisions	13,589	5,525	13,010	5,454
Total	206,162	250,064	226,903	250,737

The movements in provisions during the year were as follows:

In RON thousands	Group		Bank	
	31.12.2023	31.12.2022	31.12.2023	31.12.2022
Balance at 31 December	250,064	220,124	250,737	216,201
Net expense/(release) with provision for financial guarantees and off-balance commitments	(25,092)	34,222	(26,157)	34,203
Net expense/(release) with provision for legal disputes	(5,117)	(4,664)	(5,477)	1,922
Net expense/(release) with other provisions	6,082	556	5,574	241
FX effect	7,406	5,230	2,226	(1,830)
Reclassification of provisions off to on balance	(27,181)	(5,404)	-	-
Balance at 31 December	206,162	250,064	226,903	250,737

38. OTHER LIABILITIES

In RON thousands	Group		Bank	
	31.12.2023	31.12.2022	31.12.2023	31.12.2022
Other financial liabilities				
Suspense accounts - banks	539,442	909,563	539,442	909,563
Suspense accounts - non-banks	300,550	171,779	300,550	171,779
Accruals for third party services	138,499	47,947	129,740	40,890
Amounts payable to suppliers	90,213	51,364	34,101	19,571
Sundry creditors	116,334	127,320	145,461	97,646
Total other financial liabilities	1,185,038	1,307,973	1,149,294	1,239,449
Other non-financial liabilities				
Deferred income	214,810	162,804	105,094	84,004
Payable to state budget	43,644	42,093	40,049	38,443
Amounts due to employees	68,621	60,256	61,293	53,011
Other	19,012	14,492	1,534	1,456
Total other non-financial liabilities	346,087	279,645	207,970	176,914
Total other liabilities	1,531,125	1,587,618	1,357,264	1,416,363

39. ISSUED CAPITAL

The statutory share capital of the Bank as at 31 December 2023 is represented by 48,948,331 ordinary shares (31 December 2022: 48.948.331 ordinary shares) having a face value of RON 9.30 each. Out of the total shares, 8,187,547 shares were issued with a share premium of 75.93 RON / share. The total value of the share premium is RON 621,680 thousands. Both the statutory capital and the share premium were fully paid.

The shareholders of the Bank are as follows:

	Bank	
	31.12.2023	31.12.2022
	%	%
UniCredit SpA*)	98.6298	98.6298
Other shareholders	1.3702	1.3702
Total	100	100

The share capital comprises of the following:

In RON thousands	Bank	
	31.12.2023	31.12.2022
Statutory share capital	455,219	455,219
Effect of hyperinflation – IAS 29	722,529	722,529
Share capital under IFRS	1,177,748	1,177,748

40. OTHER RESERVES

The breakdown of other reserves is presented below:

In RON thousands	Group		Bank	
	31.12.2023	31.12.2022	31.12.2023	31.12.2022
Statutory general banking risks	115,785	115,785	115,785	115,785
Statutory legal reserve	91,044	91,044	91,044	91,044
Effect of hyperinflation – IAS 29	19,064	19,064	19,064	19,064
Actuarial (gain)/loss	(205)	1,072	(205)	1,072
Other reserves*	207,254	173,008	207,254	173,008
Total	432,942	399,973	432,942	399,973

*) According to the decision of the General Meeting of Shareholders of 27 March 2023, it was decided to allocate a part of the Bank's net profit for 2022 (879,240 RON thousands) to the reinvested profit reserve (exempt from the payment of the profit tax according to art. 22 of Law 227/2015) of an amount of 34,246 RON thousands and to reinvest of the net profit remained undistributed amounting to 844,994 RON thousands. Of the 2023 profit, the Bank will propose to Supervisory Board and General Shareholders' Meeting the distribution in 2024 of an amount of 40,149 RON thousands to the reinvested profit reserve (exempt from the payment of the profit tax according to art. 22 of Law 227/2015).

Reserves for general banking risks include amounts set aside for future losses and other unforeseen risks or contingencies. These reserves are not distributable.

Statutory legal reserves represent the accumulated transfers from retained earnings built in accordance with Company Law 31/1991, requiring to transfer maximum 5% of profit of the year, up to an amount equal to 20% of statutory share capital. These reserves are not distributable. Since 31 December 2018 the legal reserve recorded by the Bank reached the maximum level of 20% of the statutory share capital.

**NOTES TO THE CONSOLIDATED AND SEPARATE FINANCIAL STATEMENTS
FOR THE YEAR ENDED 31 December 2023**

41. RELATED PARTY TRANSACTIONS

The Group entered into a number of banking transactions with UniCredit S.p.A and with members of the UniCredit Group in the normal course of business. These transactions were carried out on commercial terms and conditions and at market rate.

The following transactions took place between Group and UniCredit S.p.A and its subsidiaries:

In RON thousands	Group 31.12.2023		31.12.2022	
	Parent Company	Other related entities	Parent Company	Other related entities
Derivative assets at fair value through profit or loss	5,906	56,347	20,759	82,673
Derivatives assets designated as hedging instruments	10,187	23,034	16,215	33,604
Short term Money Market placements with banks	8,054,581	66,861	5,294,668	51,538
Loans and advances to banks	-	6,367	-	13,970
Loans and advances to customers	-	7,469	-	11,750
Other assets	13,479	3,943	14,664	6,851
Outstanding receivables	8,084,153	164,021	5,346,306	200,386
Derivative liabilities at fair value through profit or loss	892	3,743	887	5,129
Derivatives liabilities designated as hedging instruments	-	186,942	-	262,515
Current accounts	-	169,035	-	151,368
Deposit attracted	15,769	46,221	34,978	40,070
Loans received	3,804,562	412,324	2,840,826	463,425
Debts securities issued	2,840,301	-	2,822,877	-
Subordinated liabilities	842,632	109,441	836,760	108,843
Other liabilities	3,652	108,668	8,808	20,148
Outstanding payables	7,507,808	1,036,374	6,545,136	1,051,498
Interest income	252,046	942	13,805	190
Interest expense	(441,963)	(23,052)	(188,453)	(13,405)
Fee and commission income	1,753	7,554	2,519	3,110
Fee and commission expense	(136)	(1,381)	(96)	(1,717)
Other operating income	120	2,144	120	1,372
Operating expenses	(3,428)	(82,152)	(1,867)	(65,263)
Net revenue/(expense)	(191,608)	(95,945)	(173,972)	(75,713)
Commitments	1,366,361	338,922	198,233	296,841

**NOTES TO THE CONSOLIDATED AND SEPARATE FINANCIAL STATEMENTS
FOR THE YEAR ENDED 31 December 2023**

41. RELATED PARTY TRANSACTIONS (continued)

In RON thousands	Bank			31.12.2022		
	Parent Company	Subsidiaries	Other related entities	Parent Company	Subsidiaries	Other related entities
Derivative assets at fair value through profit or loss	5,906	-	56,347	20,759	-	82,673
Derivatives assets designated as hedging instruments	10,187	-	23,034	16,215	-	33,604
Short term Money Market placements with banks	8,054,581	-	66,851	5,294,668	-	51,472
Loans and advances to banks	-	-	6,367	-	-	13,970
Loans and advances to customers	-	1,887,454	7,469	-	1,622,035	11,750
Other assets	13,479	10,407	7,939	14,664	15,377	11,126
Outstanding receivables	8,084,153	1,897,861	168,007	5,346,306	1,637,412	204,595
Derivative liabilities at fair value through profit or loss	892	-	3,743	887	-	5,129
Derivatives liabilities designated as hedging instruments	-	-	186,942	-	-	262,515
Current accounts	-	198,091	169,035	-	175,774	151,368
Deposit attracted	15,769	173,541	46,221	34,978	20,893	40,070
Loans received	-	-	342,765	-	-	346,073
Debts securities issued	2,840,301	-	-	2,822,877	-	-
Subordinated liabilities	842,632	-	-	836,760	-	-
Other liabilities	3,236	48,542	108,502	8,452	-	19,803
Outstanding payables	3,702,830	420,174	857,208	3,703,954	196,667	824,958
Interest income	252,046	85,135	936	13,805	33,041	183
Interest expense	(305,400)	(2,064)	(10,726)	(98,322)	(812)	(2,986)
Fee and commission income	1,753	34,985	7,554	2,519	30,025	3,110
Fee and commission expense	(136)	-	(1,376)	(96)	-	(1,711)
Other operating income	120	7,882	74	120	6,394	83
Operating expenses	(3,428)	160	(80,760)	(1,867)	50	(63,363)
Net revenue/(expense)	(55,045)	126,098	(84,298)	(83,841)	68,698	(64,684)
Commitments	171,949	40,716	338,922	198,233	65,148	296,841

41. RELATED PARTY TRANSACTIONS (continued)

Transactions with key management personnel

A number of banking transactions are entered into with key management personnel (executive management, administrators and managers of the Group) in the normal course of business. These mainly include loans, current accounts and deposits. The volumes of these transactions as of year ends are presented in the below table:

In RON thousands	Group 2023	2022
Loans	7,242	6,820
Current accounts and deposits	9,673	20,923
Interest and similar income	144	228
Interest expenses and similar charges	(72)	(35)

In addition to wages, the Bank provides executive directors and executives with non-monetary benefits and participation in the UniCredit Holding's options scheme. The UniCredit Group's Scheme of Compliance fully complies with the Group's legal provisions and Compensation Policy.

42. COMMITMENTS AND CONTINGENCIES

i) Off-balance-sheet commitments

At any time, the Group has outstanding commitments to extend credit. These commitments take the form of approved loans and credit card limits and overdraft facilities. Outstanding loan commitments have a commitment period that does not extend beyond the normal underwriting and settlement period of one month to one year.

The Group provides financial guarantees and letters of credit to guarantee the performance of customers to third parties. These agreements have fixed limits and generally extend for a period of up to one year. Maturities are not concentrated in any period.

The contractual amounts of commitments and contingent liabilities are set out in the following table by category. The amounts reflected in the table for commitments assume that amounts are fully advanced. The amounts reflected in the table for guarantees and letters of credit represent the maximum accounting loss that would be recognised at the end of reporting period if counterparties failed completely to perform as contracted.

The breakdown for off balance sheet exposures by IFRS 9 stages is presented below:

In RON thousands	Group Stage 1 and Stage 2	Stage 3	Of which: POCI financial assets	31.12.2023
Loan commitments	15,947,997	62,004	-	16,010,001
committed	4,581,431	9,383	-	4,590,814
uncommitted	11,366,566	52,621	-	11,419,187
Letters of credit	214,876	-	-	214,876
Guarantees issued	5,438,994	116,571	-	5,555,565
Gross amount	21,601,867	178,575	-	21,780,442
Allowance for impairment - Loan commitments	(56,213)	(27,309)	-	(83,522)
Allowance for impairment - Letters of credit	(987)	-	-	(987)
Allowance for impairment - Guarantees issued	(36,378)	(61,380)	-	(97,758)
Total loss allowance	(93,578)	(88,689)	-	(182,267)

**NOTES TO THE CONSOLIDATED AND SEPARATE FINANCIAL STATEMENTS
FOR THE YEAR ENDED 31 December 2023**

42. COMMITMENTS AND CONTINGENCIES (continued)

i) Off-balance-sheet commitments (continued)

In RON thousands	Group Stage 1 and Stage 2	Stage 3	Of which: POCI* financial assets	31.12.2022
Loan commitments	14,304,874	85,359	-	14,390,233
committed	4,118,692	4,387	-	4,123,079
uncommitted	10,186,182	80,972	-	10,267,154
Letters of credit	222,845	-	-	222,845
Guarantees issued	5,259,237	150,568	-	5,409,805
Gross amount	19,786,956	235,927	-	20,022,883
Allowance for impairment - Loan commitments	(23,138)	(55,811)	-	(78,949)
Allowance for impairment - Letters of credit	(876)	-	-	(876)
Allowance for impairment - Guarantees issued	(41,351)	(108,511)	-	(149,862)
Total loss allowance	(65,365)	(164,322)	-	(229,687)

In RON thousands	Bank Stage 1 and Stage 2	Stage 3	Of which: POCI financial assets	31.12.2023
Loan commitments	15,260,554	60,148	-	15,320,702
committed	3,893,988	7,527	-	3,901,515
uncommitted	11,366,566	52,621	-	11,419,187
Letters of credit	214,876	-	-	214,876
Guarantees issued	5,439,422	116,571	-	5,555,993
Gross amount	20,914,852	176,719	-	21,091,571
Allowance for impairment - Loan commitments	(54,664)	(27,045)	-	(81,709)
Allowance for impairment - Letters of credit	(987)	-	-	(987)
Allowance for impairment - Guarantees issued	(37,285)	(87,654)	-	(124,939)
Total loss allowance	(92,936)	(114,699)	-	(207,635)

In RON thousands	Bank Stage 1 and Stage 2	Stage 3	Of which: POCI* financial assets	31.12.2022
Loan commitments	13,701,510	83,231	-	13,784,741
committed	3,515,328	2,259	-	3,517,587
uncommitted	10,186,182	80,972	-	10,267,154
Letters of credit	222,845	-	-	222,845
Guarantees issued	5,260,077	150,568	-	5,410,645
Gross amount	19,184,432	233,799	-	19,418,231
Allowance for impairment - Loan commitments	(22,101)	(55,160)	-	(77,261)
Allowance for impairment - Letters of credit	(876)	-	-	(876)
Allowance for impairment - Guarantees issued	(46,755)	(108,511)	-	(155,266)
Total loss allowance	(69,732)	(163,671)	-	(233,403)

42. COMMITMENTS AND CONTINGENCIES (continued)

i) Off-balance-sheet commitments (continued)

The Bank acts as a security agent, payment agent and hedging agent for a series of loan contracts between UniCredit Bank SpA and other entities within UniCredit Group as lender and Romanian companies as borrowers. For each of these contracts there is a risk participation agreement by which the Bank is obliged to indemnify UniCredit SpA or the other entities within UniCredit Group. The total amount of such risk participation agreements in force as at 31 December 2023 is EUR 13,342,275 (31 December 2022: EUR 8,363,875).

As compensation for the financial guarantees assumed by the risk participation agreements and for providing security and payment agent services to UniCredit SpA, the Bank receives the commissions paid by the borrowers plus a portion of the interest margin collected from the borrowers. The Bank defers the commissions collected upfront from the risk participation agreements over the time period that remains until the maturity of the facilities.

ii) Litigations

As of December 31st, 2023, there were 279 legal suits (including 4 labour lawsuits) filed against the Group, with total claims of RON thousands 29,321.

In the majority of lawsuits filed against the Group have as object financial claims regarding:

(i) abusive character in the loan contracts originated, related to fees and to the clauses which allow the Group to unilaterally change the value of the interest rate;

(ii) other monetary claims (mostly „FNGCIMM” related – the National Credit Guarantee Fund for SMEs);

(iii) amounts as compensation not paid by the insurer for repairs of vehicles owned in financial leasing or amounts representing the equivalent of the lack of use of the asset on a certain period or amounts representing foreign exchange differences at the purchase price (for leasing activity).

As at 31 December 2023, the Group was involved in several litigations (as a defendant) for which, based on legal advice, has assessed that a provision amounting to RON thousands 8,276 (31 December 2022: RON thousands 13,723) is necessary to be booked.

As of December 31st, 2023, there were 199 legal suits (including one labour lawsuit) filed against the Bank, with total claims of RON thousands 21,162.

In the majority of lawsuits filed against the Bank have as object financial claims regarding:

(i) abusive character in the loan contracts originated, related to fees and to the clauses which allow the Bank to unilaterally change the value of the interest rate;

(ii) other monetary claims (mostly „FNGCIMM” related – the National Credit Guarantee Fund for SMEs);

As at 31 December 2023, the Bank was involved in several litigations (as a defendant) for which, based upon legal advice, has assessed that a provision amounting to RON thousands 6,248 (31 December 2022: RON thousands 11,714) is necessary to be booked.

43. OPERATING SEGMENTS

The segment report format is based on the internal reporting structure of business segments, which reflects management responsibilities in the Bank (Please refer to Note 3y).

**NOTES TO THE CONSOLIDATED AND SEPARATE FINANCIAL STATEMENTS
FOR THE YEAR ENDED 31 December 2023**

43. OPERATING SEGMENTS (continued)

Segment reporting on Group's income statements as of 31 December 2023:

31.12.2023 In RON thousands	Group					Total
	CIB	Leasing	Retail & PB	Treasury	Other	
Interest income using effective interest rate method	1,201,929	-	859,325	(29,717)	(60,027)	1,971,510
Other interest income	-	135,390	-	-	-	135,390
Net fee and commission income	246,808	70,624	174,000	(1,132)	2,696	492,996
Net income from trading and other financial instruments which are not at fair value through profit or loss	343,090	-	38,086	113,550	3,547	498,273
FX Gains/ (Losses)	65,217	19,903	(76)	-	-	85,044
Dividend income	-	30,000	-	-	(26,132)	3,868
Other operating income	5,528	5,905	8,675	(5)	(7,563)	12,540
Operating income	1,862,572	261,822	1,080,010	82,696	(87,479)	3,199,621
Operating expenses	(513,723)	(73,788)	(620,152)	(1,304)	6,855	(1,202,112)
Net impairment losses on financial instruments	(232,117)	(11,596)	(51,711)	-	1,847	(293,577)
Losses on modifications of financial assets	-	-	65	-	-	65
Net operating income	1,116,732	176,438	408,212	81,392	(78,777)	1,703,997
Net provision losses	-	(248)	(620)	-	(99)	(967)
Net impairment losses on non-financial assets	-	-	-	-	(449)	(449)
Profit before taxation	1,116,732	176,190	407,592	81,392	(79,325)	1,702,581
Income tax	(133,919)	(24,331)	(68,940)	(20,642)	(16,366)	(264,198)
Net profit	982,813	151,859	338,652	60,750	(95,691)	1,438,383

**NOTES TO THE CONSOLIDATED AND SEPARATE FINANCIAL STATEMENTS
FOR THE YEAR ENDED 31 December 2023**

43. OPERATING SEGMENTS (continued)

Segment reporting on Group's income statements as of 31 December 2022:

31.12.2022 In RON thousands	Group					Total
	CIB	Leasing	Retail & PB	Treasury	Other	
Interest income using EIR	953,928	-	644,385	(110)	(49,912)	1,548,291
Other interest income	-	125,995	-	-	-	125,995
Net fee and commission income	215,440	63,573	147,265	5,434	(3,982)	427,730
Net income from trading and other financial instruments which are not at fair value through profit or loss	230,851	-	46,138	(18,164)	120,246	379,071
FX Gains/ (Losses)	23,494	22,661	-	-	-	46,155
Dividend income	-	-	12	-	3,184	3,196
Other operating income	1,095	6,370	7,609	-	(6,294)	8,780
Operating income	1,424,808	218,599	845,409	(12,840)	63,242	2,539,218
Operating expenses	(486,084)	(64,036)	(547,292)	-	(14,168)	(1,111,580)
Net impairment losses on financial instruments	(96,606)	(22,821)	(157,182)	1,315	(1,315)	(276,609)
Losses on modifications of financial assets	-	-	207	-	-	207
Net operating income	842,118	131,742	141,142	(11,525)	47,759	1,151,236
Net provision losses	-	5,219	1,362	-	(2,473)	4,108
Net impairment losses on non-financial assets	-	-	-	-	9,842	9,842
Profit before taxation	842,118	136,961	142,504	(11,525)	55,128	1,165,186
Income tax	(113,475)	(13,326)	(11,069)	-	(29,417)	(167,287)
Net profit for the year	728,643	123,635	131,435	(11,525)	25,711	997,899

**NOTES TO THE CONSOLIDATED AND SEPARATE FINANCIAL STATEMENTS
FOR THE YEAR ENDED 31 December 2023**

43. OPERATING SEGMENTS (continued)

Segment reporting on Bank's income statements as of 31 December 2023:

31.12.2023	Bank				
In RON thousands	CIB	Retail & PB	Treasury	Other	Total
Interest income using effective interest rate method	1,201,929	704,271	(29,717)	(61,026)	1,815,457
Net fee and commission income	246,808	186,677	(1,132)	(68)	432,285
Net income from trading and other financial instruments which are not at fair value through profit or loss	343,090	27,924	113,550	3,547	488,111
FX Gains/ (Losses)	65,217	-	-	-	65,217
Dividend income	-	-	-	3,868	3,868
Other operating income	5,528	7,145	(5)	112	12,780
Operating income	1,862,572	926,017	82,696	(53,567)	2,817,718
Operating expenses	(513,723)	(555,310)	(1,304)	(5,590)	(1,075,927)
Net impairment losses on financial instruments	(232,117)	13,695	-	5,633	(212,789)
Losses on modifications of financial assets	-	65	-	-	65
Net operating income	1,116,732	384,467	81,392	(53,524)	1,529,067
Net provision losses	-	-	-	(99)	(99)
Net impairment losses on non-financial assets	-	-	-	(449)	(449)
Profit before taxation	1,116,732	384,467	81,392	(54,072)	1,528,519
Income tax	(133,919)	(63,716)	(20,642)	(16,366)	(234,643)
Net profit	982,813	320,751	60,750	(70,438)	1,293,876

**NOTES TO THE CONSOLIDATED AND SEPARATE FINANCIAL STATEMENTS
FOR THE YEAR ENDED 31 December 2023**

43. OPERATING SEGMENTS (continued)

Segment reporting on Bank's income statements as of 31 December 2022:

31.12.2022	Bank				
In RON thousands	CIB	Retail & PB	Treasury	Other	Total
Interest income using EIR	953,928	481,326	(110)	(49,912)	1,385,232
Net fee and commission income	215,440	170,115	5,434	(6,580)	384,409
Net income from trading and other financial instruments which are not at fair value through profit or loss	230,851	34,420	(18,164)	120,246	367,353
FX Gains/ (Losses)	23,494	-	-	-	23,494
Dividend income	-	-	-	33,184	33,184
Other operating income	1,095	11,017	-	465	12,577
Operating income	1,424,808	696,878	(12,840)	97,403	2,206,249
Operating expenses	(486,084)	(489,602)	-	(24,384)	(1,000,070)
Net impairment losses on financial instruments	(96,606)	(90,520)	1,315	(1,858)	(187,669)
Losses on modifications of financial assets	-	207	-	-	207
Net operating income	842,118	116,963	(11,525)	71,161	1,018,717
Net provision losses	-	-	-	(2,163)	(2,163)
Net impairment losses on non-financial assets	-	-	-	9,842	9,842
Profit before taxation	842,118	116,963	(11,525)	78,840	1,026,396
Income tax	(113,475)	(4,264)	-	(29,417)	(147,156)
Net profit for the year	728,643	112,699	(11,525)	49,423	879,240

**NOTES TO THE CONSOLIDATED AND SEPARATE FINANCIAL STATEMENTS
FOR THE YEAR ENDED 31 December 2023**

43. OPERATING SEGMENTS (continued)

Segment reporting on Group's consolidated statement of financial position as of 31 December 2023:

31.12.2023	Group					
In RON thousands	CIB	Leasing	Retail & PB	Treasury	Other	Total
Total assets	23,803,090	6,193,568	11,075,543	10,995,731	22,604,429	74,672,361
Total liabilities	29,573,245	4,536,020	23,938,537	665,653	7,178,364	65,891,819
Total equity	-	-	-	-	8,780,542	8,780,542
Total liabilities and equity	29,573,245	4,536,020	23,938,537	665,653	15,958,906	74,672,361

Segment reporting on Group's consolidated statement of financial position as of 31 December 2022:

31.12.2022	Group					
In RON thousands	CIB	Leasing	Retail & PB	Treasury	Other	Total
Total assets	22,239,392	5,280,303	9,486,214	524,945	28,675,982	66,206,836
Total liabilities	27,298,012	3,730,076	20,080,297	439,483	7,416,393	58,964,261
Total equity	-	-	-	-	7,242,575	7,242,575
Total liabilities and equity	27,298,012	3,730,076	20,080,297	439,483	14,658,968	66,206,836

**NOTES TO THE CONSOLIDATED AND SEPARATE FINANCIAL STATEMENTS
FOR THE YEAR ENDED 31 December 2023**

43. OPERATING SEGMENTS (continued)

Segment reporting on Bank's separate statement of financial position as of 31 December 2023:

31.12.2023 In RON thousands	CIB	Retail & PB	Bank		Total
			Treasury	Other	
Total assets	23,803,090	8,051,958	10,995,731	24,861,316	67,712,095
Total liabilities	29,573,245	21,234,346	665,653	8,375,982	59,849,226
Total equity	-	-	-	7,862,869	7,862,869
Total liabilities and equity	29,573,245	21,234,346	665,653	16,238,851	67,712,095

Segment reporting on Bank's separate statement of financial position as of 31 December 2022:

31.12.2022 In RON thousands	CIB	Retail & PB	Bank		Total
			Treasury	Other	
Total assets	22,239,392	7,185,960	524,945	30,493,802	60,444,099
Total liabilities	27,298,012	18,067,496	439,483	8,163,460	53,968,451
Total equity	-	-	-	6,475,648	6,475,648
Total liabilities and equity	27,298,012	18,067,496	439,483	14,639,108	60,444,099

**NOTES TO THE CONSOLIDATED AND SEPARATE FINANCIAL STATEMENTS
FOR THE YEAR ENDED 31 December 2023**

44. IFRS 16 - „LEASE” (GROUP AS LESSEE)

The Group acts as the lessee in operating lease agreements for motor vehicles and rental of spaces. Leases are denominated in EUR, USD and RON and are signed for a period between 1 and 15 years.

The tables below present the movement of the Right of Use as result of applying IFRS 16:

31.12.2023 in RON thousands	Group				Bank			
	Cars	Lands and buildings	Other equipments	Total	Cars	Lands and buildings	Other equipments	Total
Balance at 1 January 2023	11,163	156,508	31,560	199,231	7,966	141,829	31,561	181,356
New Contracts	627	8,656	1,323	10,606	519	5,768	1,323	7,610
Contracts Modifications	(352)	120,890	-	120,538	(218)	123,461	-	123,243
Depreciation during the period (-)	(6,100)	(57,407)	(12,717)	(76,224)	(4,265)	(52,338)	(12,717)	(69,320)
Balance at 31 December 2023	5,338	228,647	20,166	254,151	4,002	218,720	20,167	242,889

31.12.2022 in RON thousands	Group				Bank			
	Cars	Lands and buildings	Other equipment	Total	Cars	Lands and buildings	Other equipment	Total
Balance at 1 January 2022	11,866	156,444	362	168,672	9,488	153,020	362	162,870
New Contracts	5,093	23,254	39,919	68,266	2,413	9,732	39,919	52,064
Contracts Modifications	(58)	36,980	-	36,922	90	33,211	-	33,301
Closing / Cancellation	-	1	-	1	-	-	-	-
Depreciation during the period (-)	(5,740)	(60,170)	(8,721)	(74,631)	(4,026)	(54,133)	(8,721)	(66,880)
Balance at 31 December 2022	11,161	156,509	31,560	199,230	7,965	141,830	31,560	181,355

**NOTES TO THE CONSOLIDATED AND SEPARATE FINANCIAL STATEMENTS
FOR THE YEAR ENDED 31 December 2023**

44. IFRS 16 - „LEASE” (GROUP AS LESSEE) (continued)

The table below presents the movement of the Lease Liability as result of applying IFRS 16:

31.12.2023 in RON thousands	Group				Bank			
	Cars	Lands and buildings	Other equipments	Total	Cars	Lands and buildings	Other equipments	Total
Balance at 1 January 2023	11,647	155,961	30,795	198,403	7,998	154,569	30,795	193,362
Interest Expense	270	6,210	234	6,714	131	5,784	234	6,149
Lease Payments – Principal	(5,414)	(64,715)	(12,363)	(82,492)	(4,197)	(63,428)	(12,363)	(79,988)
Lease Payments – Interest	(252)	(5,113)	(236)	(5,601)	(129)	(4,999)	(236)	(5,364)
New Contracts	627	8,244	1,323	10,194	519	5,768	1,323	7,610
Contracts Modifications	(362)	124,826	-	124,464	(240)	124,582	-	124,342
FX Impact	(201)	4,207	115	4,121	26	4,162	115	4,303
Balance at 31 December 2023	6,315	229,620	19,868	255,803	4,108	226,438	19,868	250,414

31.12.2022 in RON thousands	Group				Bank			
	Cars	Lands and buildings	Other equipment	Total	Cars	Lands and buildings	Other equipment	Total
Balance at 1 January 2022	12,083	156,352	356	168,791	9,647	154,892	356	164,895
Interest Expense	182	1,284	107	1,573	31	811	107	949
Lease Payments – Principal	(5,621)	(57,321)	(9,470)	(72,412)	(4,152)	(56,514)	(9,470)	(70,136)
Lease Payments – Interest	(175)	(816)	(89)	(1,080)	(24)	(686)	(89)	(799)
New Contracts	5,095	9,761	39,919	54,775	2,413	9,732	39,919	52,064
Contracts Modifications	87	46,903	(3)	46,987	87	46,536	(3)	46,620
FX Impact	(4)	(202)	(25)	(231)	(4)	(202)	(25)	(231)
Balance at 31 December 2022	11,647	155,961	30,795	198,403	7,998	154,569	30,795	193,362

**NOTES TO THE CONSOLIDATED AND SEPARATE FINANCIAL STATEMENTS
FOR THE YEAR ENDED 31 December 2023**

44. IFRS 16 - „LEASE” (GROUP AS LESSEE) (continued)

The table below presents the amounts recognized in the Income statement for IFRS 16 related positions and amounts for leases not included in IFRS 16 related positions (expenses relating to short-term leases and expenses relating to leases of low-value assets, excluding short-term leases of low-value assets).

31.12.2023 mii RON	Group				Bank			
	Cars	Lands and buildings	Other equipments	Total	Cars	Lands and buildings	Other equipments	Total
Expenses with depreciation related to the rights of use	(6,100)	(57,407)	(12,717)	(76,224)	(4,265)	(52,338)	(12,717)	(69,320)
Expenses with interest on lease liabilities	(270)	(6,210)	(234)	(6,714)	(131)	(5,784)	(234)	(6,149)
Expenses related to short-term leases not included in IFRS 16 related positions	(137)	(2,805)	-	(2,942)	(6)	(2,805)	-	(2,811)
Expenses related to leases of low-value assets excluding short-term lease of low-value assets not included in IFRS 16 related positions	-	-	(1,806)	(1,806)	-	-	(1,806)	(1,806)
Total	(6,507)	(66,422)	(14,757)	(87,686)	(4,402)	(60,927)	(14,757)	(80,086)

31.12.2022 In RON thousands	Group				Bank			
	Cars	Lands and buildings	Other equipment	Total	Cars	Lands and buildings	Other equipment	Total
Expenses with depreciation related to the rights of use	(5,740)	(60,170)	(8,721)	(74,631)	(4,026)	(54,133)	(8,721)	(66,880)
Expenses with interest on lease liabilities	(182)	(1,284)	(107)	(1,573)	(31)	(811)	(107)	(949)
Expenses related to short-term leases not included in IFRS 16 related positions	(439)	(3,337)	-	(3,776)	(207)	(3,337)	-	(3,544)
Expenses related to leases of low-value assets excluding short-term lease of low-value assets not included in IFRS 16 related positions	-	-	(1,889)	(1,889)	-	-	(1,889)	(1,889)
Total	(6,361)	(64,791)	(10,717)	(81,869)	(4,264)	(58,281)	(10,717)	(73,262)

**NOTES TO THE CONSOLIDATED AND SEPARATE FINANCIAL STATEMENTS
FOR THE YEAR ENDED 31 December 2023**

44. IFRS 16 - „LEASE” (GROUP AS LESSEE) (continued)

Amounts recognised in Statement of Cash Flows for IFRS 16 related positions and for leases not included in IFRS 16 related positions

31.12.2023 in RON thousands	Group				Bank			
	Cars	Lands and buildings	Other equipment	Total	Cars	Lands and buildings	Other equipment	Total
Lease Payments – Principal	5,414	64,715	12,363	82,492	4,197	63,428	12,363	79,988
Lease Payments – Interest	252	5,113	236	5,601	129	4,999	236	5,364
Payments for short-term leases not included in IFRS 16 related positions	137	2,805	-	2,942	6	2,805	-	2,811
Payments for leases of low-value assets, excluding short-term lease of low-value assets, not included in IFRS 16 related positions	-	-	1,806	1,806	-	-	1,806	1,806
Total cash outflow for leases	5,803	72,633	14,405	92,841	4,332	71,232	14,405	89,969

31.12.2022 in RON thousands	Group				Bank			
	Cars	Lands and buildings	Other equipment	Total	Cars	Lands and buildings	Other equipment	Total
Lease Payments – Principal	5,621	57,321	9,470	72,412	4,152	56,514	9,470	70,136
Lease Payments – Interest	175	816	89	1,080	24	686	89	799
Payments for short-term leases not included in IFRS 16 related positions	439	3,337	-	3,776	207	3,337	-	3,544
Payments for leases of low-value assets, excluding short-term lease of low-value assets, not included in IFRS 16 related positions	-	-	1,889	1,889	-	-	1,889	1,889
Total cash outflow for leases	6,235	61,474	11,448	79,157	4,383	60,537	11,448	76,368

**NOTES TO THE CONSOLIDATED AND SEPARATE FINANCIAL STATEMENTS
FOR THE YEAR ENDED 31 December 2023**

44. IFRS 16 - „LEASE” (GROUP AS LESSEE) (continued)

The table below presents the maturity analysis of the lease liability.

31.12.2023 in RON thousands	Group				Bank			
	Cars	Lands and buildings	Other equipment	Total	Cars	Lands and buildings	Other equipment	Total
Up to 3 months	1,401	15,451	3,124	19,976	1,117	15,178	3,124	19,419
3 months to 1 year	3,204	41,187	9,420	53,811	1,477	40,444	9,420	51,341
1 to 2 years	961	39,443	6,673	47,077	770	38,300	6,673	45,743
2 to 3 years	553	36,922	651	38,126	548	36,003	651	37,202
3 to 4 years	189	34,445	-	34,634	189	34,341	-	34,530
4 to 5 years	7	20,893	-	20,900	7	20,893	-	20,900
Over 5 years	-	41,279	-	41,279	-	41,279	-	41,279
Total	6,315	229,620	19,868	255,803	4,108	226,438	19,868	250,414

31.12.2022 In RON thousands	Group				Bank			
	Cars	Lands and buildings	Other equipment	Total	Cars	Lands and buildings	Other equipment	Total
Up to 3 months	1,242	14,201	2,981	18,424	1,072	14,037	2,979	18,088
3 months to 1 year	4,278	38,444	8,974	51,696	3,118	37,756	8,975	49,849
1 to 2 years	4,484	46,537	12,039	63,060	2,491	46,396	12,039	60,926
2 to 3 years	1,042	29,142	6,169	36,353	721	28,987	6,170	35,878
3 to 4 years	492	15,105	632	16,229	487	14,935	632	16,054
4 to 5 years	109	8,880	-	8,989	109	8,806	-	8,915
Over 5 years	-	3,652	-	3,652	-	3,652	-	3,652
Total	11,647	155,961	30,795	198,403	7,998	154,569	30,795	193,362

45. SUBSEQUENT EVENTS

There is no significant subsequent event after the end of reporting period.

The consolidated and separate financial statements were approved by the Management Board on March 06, 2024 and were signed on its behalf by:

Mrs. Mihaela Lupu
Chief Executive Officer



Mr. Dimitar Todorov
Executive Vice-President

