



**TTS**  
**TRANSPORT TRADE SERVICES S.A.**  
**BUCUREȘTI – ROMÂNIA**

## TTS Trading Bulletin July 2025 – Liquidity and Market Capitalization

## Sections

Transaction Volumes	3
Transaction value	4
Market Capitalization	5

## Sinthesis

- In July, the recorded transaction value of 13.423.631 lei, equivalent to 3.195.625 USD, representing 1,17% of the total transaction value of the shares included in the Premium Category ("[Monthly Bulletin JULY 2025](#)" published by BVB).
  - The median daily volume of TTS shares traded in July 2025 was 66.323 shares (+33,2% Δ Jul.25 / Jun.25, -48,7% Δ Jul.25 / Jul.24), +23,3% above the liquidity<sup>1</sup> threshold required for remaining in the FTSE Global All Cap Index.
  - In July 2025, a total of 2.826.246 TTS shares were traded (+69,1% Δ Jul.25 / Jun.25, -28,3% Δ Jul.25 / Jul.24), with a daily average of 122.880 shares (+47,1% Δ Jul.25 / Jun.25, -28,3% Δ Jul.25 / Jul.24).
  - The total traded value was 3.195.625 USD (+116,6% Δ Jul.25 / Jun.25, -55,5% Δ Jun.25 / Jun.24), with a daily average of 138.940 USD (+88,4% Δ Jul.25 / Jun.25, -55,5% Δ Jun.25 / Jun.24).
- 

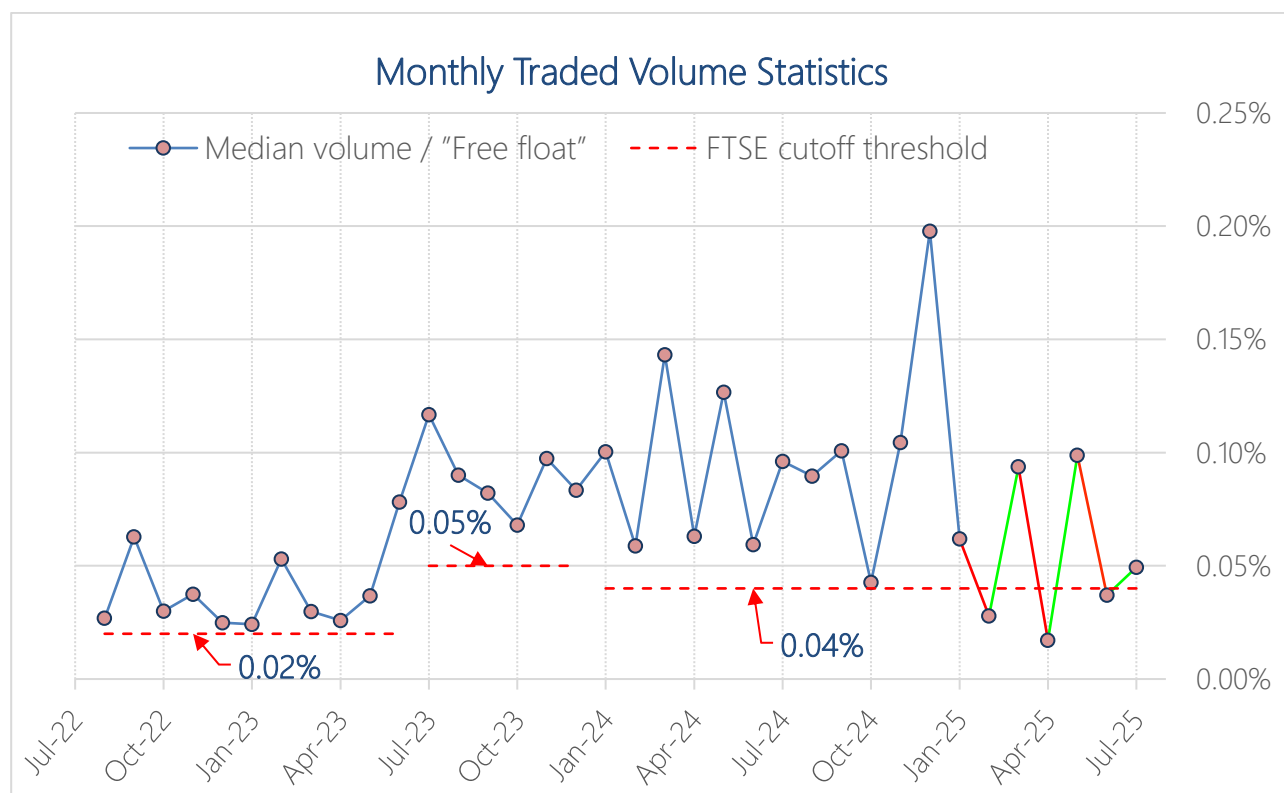
<sup>1</sup> The liquidity threshold for remaining is equal to 0.04% of the free float, i.e. 53.779 TTS shares (= 0.04% \* 134.447.001 shares).

## Tranzaction Volumes

Tranzaction volume – jul.2025

	jul.25	jun.25	Δ jul.25 / jun.25	jul.24	Δ jul.25 / jul.24
Total	2.826.246	1.670.987	+69,1%	3.939.465	-28,3%
Daily Average	122.880	83.549	+47,1%	171.281	-28,3%
Daily Median	66.323	49.802	+33,2%	129.288	-48,7%

	No. of shares traded			No. of shares traded / Free float		
	Total	Daily Average	Daily Median	Total	Daily Average	Daily Median
jul.25	2.826.246	122.880	66.323	2,1%	0,091%	0,049%
jun.25	1.670.987	83.549	49.802	1,2%	0,062%	0,037%
may.25	2.950.898	140.519	132.828	2,2%	0,105%	0,099%
apr.25	1.102.564	55.128	22.952	0,8%	0,041%	0,017%
mar.25	3.776.273	179.823	125.856	2,8%	0,134%	0,094%
feb.25	1.033.518	51.676	37.394	0,8%	0,038%	0,028%
jan.25	1.621.412	90.078	83.266	1,2%	0,067%	0,062%
dec.24	5.695.755	316.431	265.949	4,2%	0,235%	0,198%
nov.24	4.705.055	224.050	140.409	3,5%	0,167%	0,104%
oct.24	1.961.519	85.283	57.481	1,5%	0,063%	0,043%
sept.24	7.925.182	377.390	135.474	5,9%	0,281%	0,101%
aug.24	3.645.673	173.603	120.480	2,7%	0,129%	0,090%



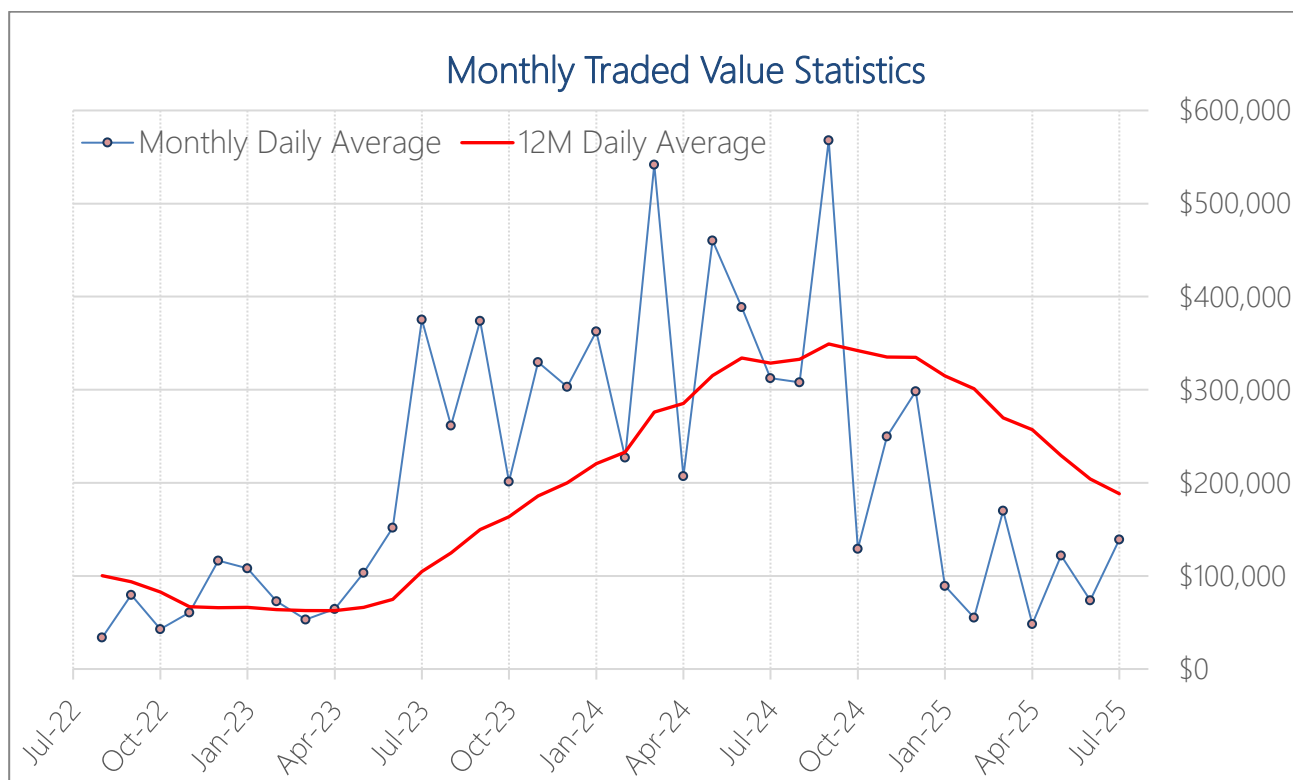
## Tranzaction value

Tranzaction value (RON) – jul.2025

	jul.25	jun.25	Δ jul.25 / jun.25	jul.24	Δ jul.25 / jul.24
Total	13.423.631	6.992.493	+92,0%	32.896.288	-59,2%
Daily Average	583.636	349.625	+66,9%	1.430.273	-59,2%
Daily Median (12 months)	858.381	937.218	-8,4%	1.510.830	-43,2%

Tranzaction value (USD) – jul.2025

	jul.25	jun.25	Δ jul.25 / jun.25	jul.24	Δ jul.25 / jul.24
Total	3.195.625	1.475.080	+116,6%	7.185.613	-55,5%
Daily Average	138.940	73.754	+88,4%	312.418	-55,5%
Daily Median (12 months)	188.103	204.257	-7,9%	328.609	-42,8%



	Tranzaction value (RON)			Tranzaction value (USD)		
	Total	Daily Average	Daily Average (12M)	Total	Daily Average	Daily Average (12M)
jul.25	13.423.631	583.636	858.381	3.195.625	138.940	188.103
jun.25	6.992.493	349.625	937.218	1.475.080	73.754	204.257
may.25	11.546.095	549.814	1.051.434	2.559.360	121.874	229.112
apr.25	4.359.155	217.958	1.181.375	967.867	48.393	257.162
mar.25	16.493.248	785.393	1.239.636	3.569.910	169.996	269.606
feb.25	5.273.653	263.683	1.383.339	1.103.195	55.160	301.217
jan.25	7.717.513	428.751	1.445.111	1.607.266	89.293	314.797
dec.24	25.417.227	1.412.068	1.535.132	5.368.192	298.233	335.357
nov.24	24.751.867	1.178.660	1.533.253	5.248.628	249.935	335.217
oct.24	13.464.616	585.418	1.561.067	2.961.902	128.778	341.871
sept.24	53.394.458	2.542.593	1.596.858	11.928.906	568.043	349.149
aug.24	29.138.759	1.387.560	1.529.247	6.465.134	307.864	332.780

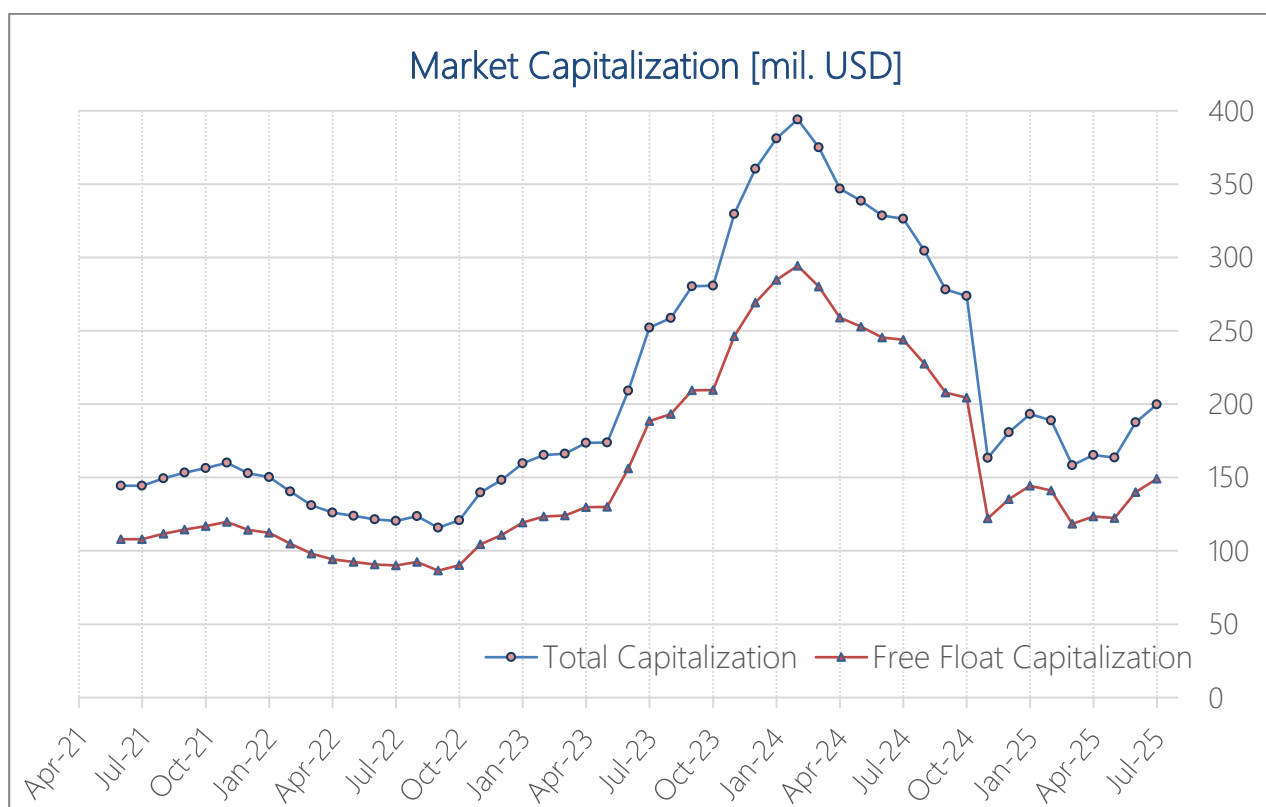
## Market Capitalization

MktCap (mil. RON) – jul.2025

	jul.25	jun.25	Δ jul.25 / jun.25	jul.24	Δ jul.25 / jul.24
Total capitalization	886,5	812,7	+9,1%	1.500,0	-40,9%
Free float capitalization	662,2	607,0		1.120,4	

MktCap (mil. USD) – jul.2025

	jul.25	jun.25	Δ jul.25 / jun.25	jul.24	Δ jul.25 / jul.24
Total capitalization	199,7	187,6	+6,5%	326,4	-38,8%
Free float capitalization	149,2	140,1		243,8	



	MktCap (mil. RON)		MktCap (mil. USD)	
	Total	Free float	Total	Free float
jul.25	886,5	662,2	199,7	149,2
jun.25	812,7	607,0	187,6	140,1
may.25	731,7	546,5	163,7	122,3
apr.25	723,6	540,5	165,3	123,4
mar.25	729,0	544,5	158,5	118,4
feb.25	903,6	674,9	188,9	141,1
jan.25	927,0	692,4	193,3	144,4
dec.24	862,2	644,0	180,9	135,1
nov.24	770,4	575,4	163,5	122,1
oct.24	1.252,8	935,8	273,8	204,5
sept.24	1.236,6	923,7	278,2	207,8
aug.24	1.368,0	1.021,8	304,6	227,5