



Monthly report

December 2021

New record highs on Bucharest Stock Exchange: the total trades exceed RON 20 billion for the first time, the capital market goes up by 40% to new all-time highs, and the companies listed on BVB post the highest market cap ever

- **The cumulative value of transactions with all types of financial instruments on the Regulated Market of the Bucharest Stock Exchange (BVB) exceeded, for the first time, the threshold of RON 20 billion, the equivalent of over EUR 4 billion.**
- **The average daily liquidity for all types of financial instruments registered a new maximum: RON 79.4 million or EUR 16.1 million.**
- **New all-time highs for BET (over 13,000 points) and BET-TR (over 23,000 points) indices, after increases of 33% and 40%, respectively.**
- **Multiple records were also recorded on AeRO: the capitalization of listed companies increases by 136%, the total trading value by 253%, and the average daily value of transactions by 249%. The first dedicated AeRO index ends the year at 1,052 points.**
- **The capitalization of the local companies listed on the Regulated Market of BVB and AeRO reached the highest level in history and exceeded RON 160 billion.**
- **Romania's visibility in Emerging Markets indices improved significantly so that by the end of the year 7 companies were included in the indices of the global provider FTSE Russell.**
- **The number of investors on the stock exchange continued to grow: over 74,000 direct investors, FCI data show at 9 months, and 540,000 investors in mutual funds, according to AAF data at 11 months.**
- **New all-time high for the total value of net assets of privately managed pension funds, where 8.1 million Romanians contribute to Pillar II and III pensions: RON 90 billion at the end of the first 9 months of 2021, according to APAPR data.**
- **BVB has consolidated its fundamental role as a financing platform for the Romanian economy: 23 companies were listed on the stock market in 2021 and attracted financing of EUR 234 million, and the 45 bond issues listed on BVB last year exceeded EUR 1.8 billion.**

Radu Hanga, BVB President:

- *We are in a very good moment for the capital market, which recorded in 2021 multiple all-time highs on different levels, and we can say that the Romanian stock market had one of the best years in history. The results of 2021 reconfirm that our development projects are going in the right direction and that the capital market is fulfilling its essential mission as a financing platform for the Romanian economy.*
- *Our estimate is that many of the trends reported last year will manifest in 2022. We expect the listing trend to continue and it is possible to see state-owned companies, such as Hidroelectrica, go public because the experience of the Romanian state with the market capital has been a positive one.*
- *The excellent collaboration that BVB has with the market participants and the investment community is an important element for increasing the access of local companies to the capital market. The very good dialogue we have with the state authorities, Government, Parliament, ASF, BNR is also essential for the present and future success of the Romanian capital market.*

Adrian Tănase, BVB CEO:

- *The priorities for 2022 are to further expand the number of private or state-owned companies on the stock exchange, increase the number of investors, consolidate the status of Emerging Market, and launch the Central Counterparty.*
- *We want this year to materialize the approach already initiated in the Romanian Parliament on simplifying tax procedures for individual investors by introducing the withholding tax system for capital gains.*
- *An essential element for the BVB group and for the development of the market and liquidity will be the moment when the Central Counterparty will become operational, and we want to have the first transactions with derivatives in the second half of this year.*

The Bucharest Stock Exchange (BVB), a fundamental institution of the Romanian capital market, has successfully fulfilled its fundamental role of financing the economy in a volatile domestic and international context influenced by the evolution of the coronavirus pandemic. The Romanian capital market recorded in 2021 the best year in history and set a series of new records at the level of several development indicators.

As far as BVB's Spot Regulated Market is concerned, new highs have been reached in terms of liquidity indicators. Thus, the cumulative value of transactions with all types of financial instruments exceeded, for the first time, the threshold of RON 20 billion, the equivalent of over EUR 4 billion. This level is 9.5% higher than that posted at the end of 2020, when total transactions reached RON 18.3 billion, the equivalent of EUR 3.77 billion. The evolution of this indicator can be seen in Table 1. After one year with 252 trading sessions, the average daily liquidity for all types of financial instruments reached a new record of RON 79.4 million (EUR 16.1 million), increasing by 8.2% compared to the level of RON 73.4 million (EUR 15.1 million) achieved in 2020.

Table 1. Yearly liquidity on BVB's Spot Regulated Market for all types of financial instruments

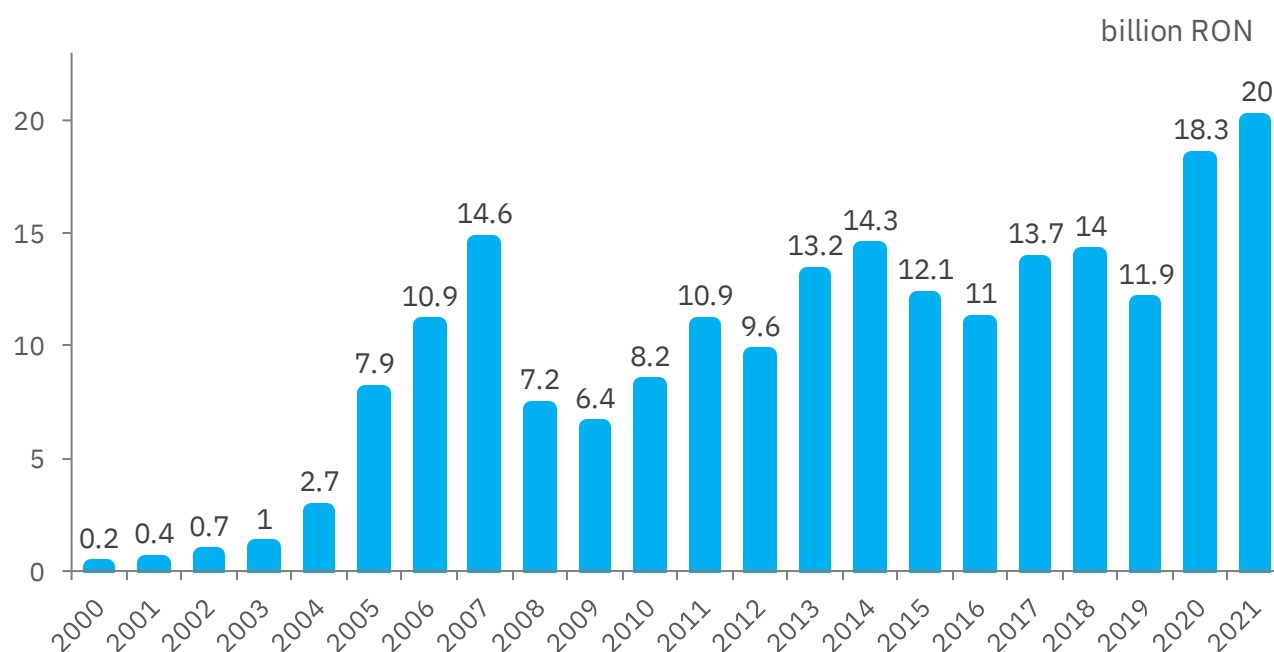


Table 1: The yearly evolution of the total trading value (billion RON) for all types of financial instruments listed on BVB's Spot Regulated Market from 2000-2021. Source: BVB.

The intensification of the investment activity on BVB made the Romanian capital market reach new highs in terms of the level registered by the BET-TR index, which also includes the dividends, after ending the year 2021 at 23,113 points, which corresponded to a 40% increase in one year. A new all-time high was also recorded for the BET index, which includes the 19 most traded companies, and which ended the year at a level of 13,061 points, up 33.2% compared to 2020. The evolution of these indices can be seen in Table 2.

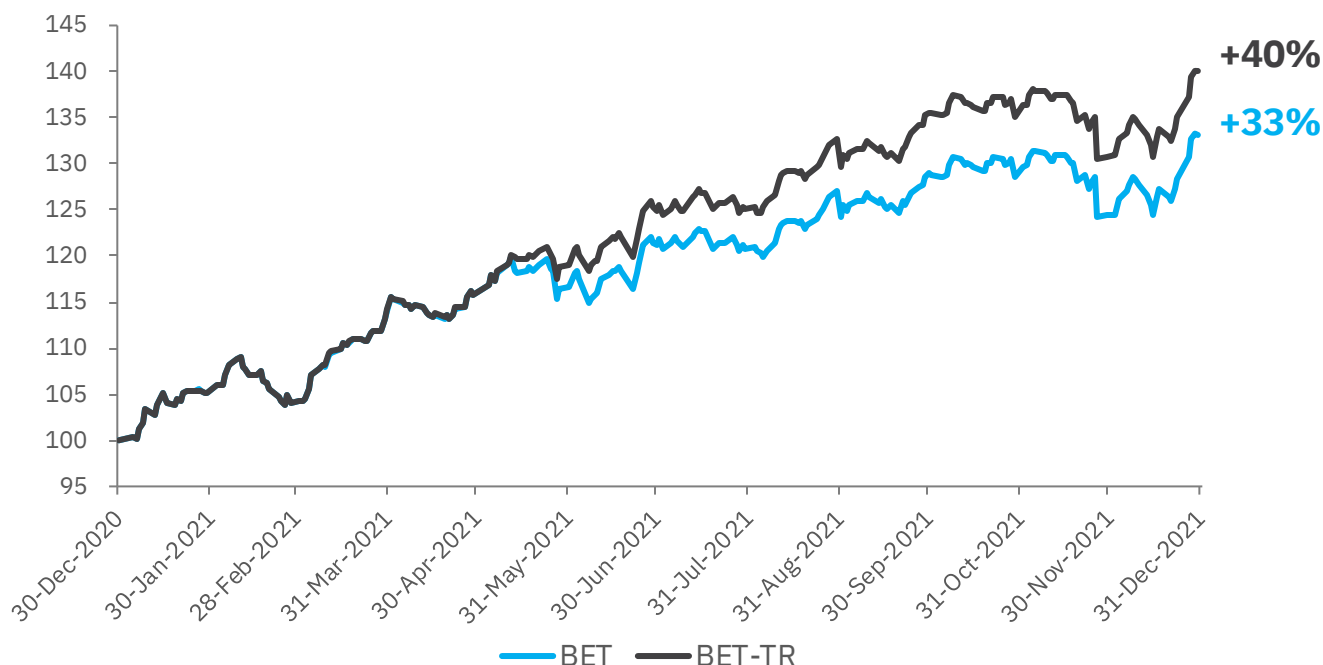
Table 2. The evolution of BET and BET-TR indices

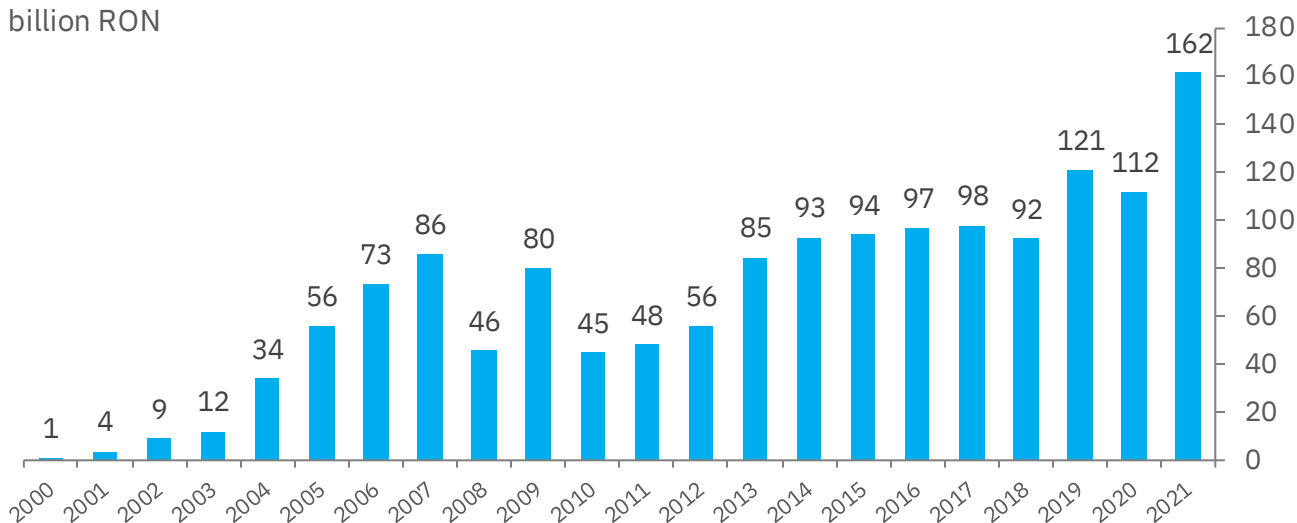
Table 2: The evolution of BET and BET-TR indices in 2021, expressed in local currency. Source: BVB.

New all-time highs for liquidity indicators were also recorded on the Multilateral Trading System (SMT). The total trading value with all types of financial instruments reached RON 1.63 billion (equivalent to EUR 330 million), increasing by 253% compared to the level of RON 460 million (equivalent to EUR 95 million) in 2020. The average value daily trading value for the 252 trading sessions last year was RON 6.5 million, up 249% compared to RON 1.83 million a year prior. In October last year, BVB launched the first index dedicated to the AeRO market. Called BET AeRO, this index started at 1,000 points and ended 2021 at 1,052 points.

The Romanian companies listed on BVB have reached the highest values in history. The capitalization of domestic companies on the Regulated Market exceeded RON 141 billion, or EUR 28.5 billion, increasing by 38% compared to the level at the end of 2020, of RON 102 billion. The market value of the companies listed on SMT was RON 19.8 billion, or EUR 4 billion, up by over 200% compared to the value in 2020, of RON 9.7 billion. Cumulatively, the Romanian companies listed on BVB reached a record market value of RON 161 billion, 44% above the capitalization reported in the last trading session of 2020. The evolution of the market value of the companies listed on BVB can be seen in Table 3.

Table 3. Local companies listed on BVB reach their largest market cap ever

billion RON

*Table 3. The capitalization of the local companies listed on BVB's Regulated Market and SMT. Source: BVB*

„We are in a very good moment for the capital market, which recorded in 2021 multiple all-time highs on different levels, and we can say that the Romanian stock market had one of the best years in history. We are in a significant moment both in terms of performance and in terms of history because this year on December 1st we celebrate 140 years since the official opening of the stock exchange in Romania, an institution that had a role fundamental in the development of the country. The results of 2021 reconfirm that our development projects are going in the right direction and that the capital market is fulfilling its essential mission as a financing platform for the Romanian economy,” said Radu Hanga, President of the Bucharest Stock Exchange.

„We have managed, through a mix of measures started in previous years and continued in 2021, to put into operation the necessary mechanisms that created the right environment to heal an older wound of the Romanian market, that of liquidity. Together with the capital market stakeholders, we have created the necessary framework that allowed the triad of liquidity-companies-investors to gain much more prominence, we have responded to market demands, we have initiated and developed new projects and partnerships, and the outstanding results of 2021 show that the efforts of BVB and those of our partners have paid off,” said Adrian Tănase, CEO of the Bucharest Stock Exchange.

In 2021, the Romanian stock market consolidated its fundamental role as a financing platform for the Romanian economy: 23 companies were listed on the stock exchange in a single year, another 27 companies issued bonds, and the Romanian state attracted through primary offers of Fidelis government bonds over EUR 875 million. In total, the financing rounds attracted by the 23 companies reached EUR 234 million in 2021, and the 45 fixed income issues listed on BVB attracted financing of over EUR 1.8 billion.

The summary of the 2021 listings for the Regulated Market and for the Multilateral Trading System can be consulted in Tables 4 (equity) and 5 (fixed income).

Table 4. 23 new companies issued equity on BVB worth EUR-equivalent 234 million

Issuer	Value (mln EUR)	Sold stake	Segment	Listing	Broker
MAM Bricolaj	1.74	25%	MTS	PP	TradeVille
SafeTech Innovations	0.51	20%	MTS	PP	TradeVille
Agroland	1.62	15%	MTS	PP	TradeVille
Star Residence Invest	1.66	77%	MTS	PP	BRK Financial Group
Firebyte Games	1.00	25%	MTS	PP	BRK Financial Group
Raiko Transilvania	0.39	11%	MTS	PP	TradeVille
Vifrana	1.93	31%	MTS	PP	Goldring
Agroserv Măriuța	3.94	24.90%	MTS	PP	BT Capital Partners
TTS (Transport Trade Services)	58.50	50.00%	RM	IPO	Swiss Capital
Agroland Agribusiness	1.2	20%	MTS	PP	TradeVille
Bonas Import Export	2.00	40.75%	MTS	PP	Interdealer Capital Invest
Simtel Team	2.78	14.95%	MTS	PP	BT Capital Partners
One United Properties	52.80	9.09%	RM	IPO	BRK Financial Group
Air Claim	0.50	9.09%	MTS	PP	Goldring
Visual Fan	3.14	10%	MTS	PP	TradeVille
Arctic Stream	4.25	20%	MTS	PP	TradeVille
Appraisal & Valuation	0.90	30%	MTS	PP	TradeVille
Adiss	1.30	25%	MTS	PP	Goldring
Connections Consult	2.02	13.40%	MTS	PP	TradeVille
Aquila	74.06	33%	RM	IPO	Swiss Capital
Arobs	14.99	12%	MTS	PP	BRK Financial Group
GoCab	1.5	20.40%	MTS	PP	BRK Financial Group
Softbinator Technologies	1.2	10%	MTS	PP	TradeVille

Table 4: The issues of equity that were listed on the Bucharest Stock Exchange in 2021. RM = Regulated Market; MTS = Multilateral Trading System; IPO = Initial Public Offering; PP = Private Placement. Source: BVB

Table 5. 45 issues of fixed income on BVB worth EUR-equivalent 1.8 billion

Issuer	Value (mln EUR)	Currency	Interest	Segment	Listing	Broker
iHunt	7	RON	8.75%	MTS	PP	TradeVille
Utilitech Services	4.9	RON	8.5%	MTS	PP	Intercapital Invest
Golden Foods Snacks	4	RON	9%	MTS	PP	BRK Financial Group

Ministerul Finanțelor Publice	385.6	RON	2.85%	RM	IPO	BT Capital Partners, BCR, BRD
Ministerul Finanțelor Publice	323.8	RON	3.10%	RM	IPO	BT Capital Partners, BCR, BRD
Ministerul Finanțelor Publice	140.4	EUR	1.55%	RM	IPO	BT Capital Partners, BCR, BRD
iHunt	7	RON	8.75%	MTS	PP	TradeVille
Impact Developer & Contractor	6.6	EUR	6.40%	RM	PP	TradeVille
Agricover	40	EUR	3.5%	RM	PP	BRD, BCR
Restart Energy One	16.3	RON	9%	MTS	PP	Goldring
Qualis Properties	2.1	EUR	9%	MTS	PP	BRK Financial Group
Alive Capital	10	RON	8%	MTS	PP	Intercapital Invest
Raiffeisen Bank	400.5	RON	3.086%	RM	PP	Raiffeisen Centrobank
BCR	1.000	RON	3.9%	RM	PP	BCR
Raiffeisen Bank	1.207.5	RON	3.793%	RM	PP	Raiffeisen Centrobank
Nemo Expres Logistic	1.5	EUR	7%	MTS	PP	Intercapital Invest
Alser Forest	1.5	EUR	8%	MTS	PP	Intercapital Invest
Ministerul Finanțelor Publice	315.43	RON	2.95%	RM	IPO	BT Capital Partners, BCR, BRD
Ministerul Finanțelor Publice	299.14	RON	3.25%	RM	IPO	BT Capital Partners, BCR, BRD
Ministerul Finanțelor Publice	58.93	EUR	1%	RM	IPO	BT Capital Partners, BCR, BRD
Vivre Deco	7	EUR	5.5%	MTS	PP	TradeVille
ZebraPay	3	EUR	5.5%	MTS	PP	BT Capital Partners
BestJobs	3.4	EUR	5.8%	MTS	PP	TradeVille
Bit Soft	1.5	EUR	5.5%	MTS	PP	BT Capital Partners
MW Green Power	4.4	RON	8%	MTS	PP	Intercapital Invest
Agroland Agribusiness	10	RON	9%	MTS	PP	TradeVille
Prefera Foods	5	EUR	7.5%	MTS	PP	TradeVille
Ansett Logistics	0.5	EUR	8%	MTS	PP	BRK Financial Group

Ministerul Finanțelor Publice	59.07	EUR	1.6%	RM	IPO	BT Capital Partners, BCR, BRD
Ministerul Finanțelor Publice	483.09	RON	3.25%	RM	IPO	BT Capital Partners, BCR, BRD
Ministerul Finanțelor Publice	167.38	RON	3.75%	RM	IPO	BT Capital Partners, BCR, BRD
Aforti Holding*	2	RON	10%	MTS	PP	Goldring
BCR	500	RON	5%	RM	PP	BCR
BRK Financial Group	25	RON	7.6%	RM	PP	BRK Financial Group
Cellini	1.6	EUR	7%	MTS	PP	BRK Financial Group
Ocean Credit IFN	1.87	EUR	8.75%	MTS	PP	Goldring
Libra Internet Bank	40	EUR	4.25%	RM	PP	Raiffeisen Bank
Autonom	48.03	EUR	4.11%	RM	PP	BRD, BT Capital Partners
BCR	600	RON	5.98%	RM	PP	BCR
Ministerul Finanțelor Publice	42.12	EUR	1.8%	RM	IPO	BT Capital Partners, BCR, BRD
Ministerul Finanțelor Publice	113.07	RON	4.6%	RM	IPO	BT Capital Partners, BCR, BRD
Ministerul Finanțelor Publice	759.45	RON	4%	RM	IPO	BT Capital Partners, BCR, BRD
Teilor Holding	6.2	EUR	5.75%	MTS	PP	BT Capital Partners
Teilor Holding	14	RON	8.25%	MTS	PP	BT Capital Partners
MW Green Power Export	11.67	RON	8%	MTS	PP	Intercapital Invest

Table 5: The issues of fixed income that were listed on the Bucharest Stock Exchange in 2021. *Registered in Poland. RM = Regulated Market; MTS = Multilateral Trading System; IPO = Initial Public Offering; PP = Private Placement. Source: BVB

The effervescence of the financing rounds carried out on BVB also translated into an increased interest from investors. Thus, the number of direct investors on the stock exchange exceeded 74,000 participants, according to the data of the Investor Compensation Fund (FCI) at the level of the first 9 months of last year. The number of those who invest indirectly on the stock exchange, through investment funds, reached 540,000 investors at the end of November, according to the Romanian Association of Fund Managers (AAF). An all-time high was reported in terms of the total value of the net assets of privately managed pension funds, where 8.1 million Romanians contribute to Pillar II and III pensions. This value exceeded RON 90 billion at the end of the first 9

months of 2021, according to APAPR data. The total Assets Under Management of privately managed pension funds and the number of participants are constantly growing, and the private pension system has evolved positively throughout its operation. Government bonds and equities are the main financial instruments in which privately managed pension funds have invested.

„The excellent collaboration that BVB has with the market participants and the investment community is an important element for increasing the access of local companies to the capital market. The very good dialogue we have with the state authorities, Government, Parliament, ASF, BNR is also essential for the present and future success of the Romanian capital market. It has become very clear that we can talk about a strong economy if we have a strong stock market. Our estimate is that many of the trends reported last year will manifest in 2022. We expect the listing trend to continue and it is possible to see state-owned companies, such as Hidroelectrica, go public because the experience of the Romanian state with the market capital has been a positive one. We encourage the Romanian state and companies to continue to use capital market mechanisms to finance themselves,” said Radu Hanga, President of the Bucharest Stock Exchange.

„The priorities for 2022 are to further expand the number of private or state-owned companies on the stock exchange, increase the number of investors, consolidate the status of Emerging Market, and launch the Central Counterparty. We want this year to materialize the approach already initiated in the Romanian Parliament on simplifying tax procedures for individual investors by introducing the withholding tax system for capital gains. An essential element for the BVB group and for the development of the market and liquidity will be the moment when the Central Counterparty will become operational, and we want to have the first transactions with derivatives in the second half of this year,” said Adrian Tănase, CEO of the Bucharest Stock Exchange.

Romanian companies have become more visible not only domestically but also internationally after Romania increased its presence in the indices of the global provider FTSE Russell to seven companies, starting from December 20, 2021: Banca Transilvania (TLV), Nuclearelectrica (SNN), OMV Petrom (SNP), TeraPlast (TRP) and One United Properties (ONE) in the FTSE Global All-Cap indices, and Bittnet (BNET) and Transport Trade Services (TTS) in the FTSE Global Micro-Cap index.

News to investors

December 2021

- ❖ Libra Internet Bank has continued the financing through the capital market and listed its second bond issue worth EUR 40mn on the 3rd of December. The bonds are traded on the Bucharest Stock Exchange's Main Market, under the ticker LIBRA28E. The first Libra Internet Bank bonds issue, worth EUR 4.29mn, is traded on the Multilateral Trading System, under the ticker LIBRA30E starting from September 3rd, 2020. Further details are available [here](#).
- ❖ AROBS Transilvania Software, a Romanian IT company, debuted on December 6th on the AeRO market of the Bucharest Stock Exchange (BVB). The shares are traded under the ticker symbol AROBS. Founded in 1998 by Romanian entrepreneur Voicu Oprean, AROBS is today a multinational company with seven offices open in Romania and another seven abroad. The company provides software services and solutions for a wide range of customers operating in various industries in European countries, North America, and Asia. In October this year, AROBS closed, in advance, on the first day, the largest private placement in the history of the AeRO market, by attracting the amount of RON 74.2 million from investors. Further details are available [here](#).
- ❖ Autonom Services, the most important independent player on the operational leasing and rent-a-car markets in Romania, has continued to attract financing on Bucharest Stock Exchange (BVB) and listed on December 8th the first issue of corporate bonds in Romania related to sustainability objectives. The bonds, worth over EUR 48mn, are traded on the Main Market under the stock ticker AUT26E. It is the second bond issue listed by Autonom on Bucharest Stock Exchange and the largest bond issue of a Romanian entrepreneurial company on the local capital market. Further details are available [here](#).
- ❖ GoCab Software, a company that develops and operates applications used in taxi services, debuted on December 9th on the AeRO market of the Bucharest Stock Exchange under the stock ticker CAB. GoCab Software was the 22nd company that went public on the stock exchange in 2021. The listing took place following a private placement and attracting funds worth RON 7.4mn from the capital market investors. Further details are available [here](#).
- ❖ Banca Comerciala Romana (BCR), one of the most important financial groups in Romania, listed on December 14th on Bucharest Stock Exchange the third bond issue from 2021, worth RON 600mn. The total value of the financing attracted by BCR in 2021, through the

capital market. amounted to over RON 2bn. The new bond issue is traded on BVB's Main Market under the stock ticker BCR28B.

Further details are available [here](#).

- ❖ The Ministry of Finance (MF) attracted RON 872.5mn and EUR 42.1mn. values totaling over RON 1bn. through the sixth primary offer for the sale of FIDELIS government bonds dedicated to the population carried out in the last two years through Bucharest Stock Exchange (BVB). Thus. the total value of the six rounds of financing carried out in 2020 and 2021 on BVB by the Ministry of Finance exceeds RON 9bn (EUR 1.8bn).
Further details are available [here](#).
- ❖ Softbinator Technologies. a Romanian software development company. specialized in the design. development. and launch of innovative products. went public on December 17th on the AeRO market. The shares are traded under the ticker symbol CODE. Before listing. the company managed to attract RON 6mn through a private placement from capital market investors.
Further details are available [here](#).
- ❖ TEILOR Holding. a group of companies that includes the chain of luxury jewelry stores TEILOR. Teilor Invest Exchange and financial lending company Invest Intermed GF IFN. made its debut on the BVB on December 21st with its first bonds. The capital attracted from investors. of RON 45mn. will be used for the accelerated development of the three businesses in the group. The two issues of TEILOR bonds. in RON and EUR. are traded on the Multilateral Trading System under the stock tickers TEI26 and TEI26E.
Further details are available [here](#).
- ❖ Aquila (AQ). the largest player on the consumer goods distribution market in Romania. benefits starting from December 29th. a month after its listing. from the Issuer Market Maker (IMM) services provided by BRK Financial Group (BRK). Aquila went public on Bucharest Stock Exchange's Main Market on November 29th. after the successful conclusion of an Initial Public Offering worth RON 367mn (EUR 74mn).
Further details are available [here](#).

Regulated Spot Market

BVB Monthly report. December 2021

A. Main indicators

1. Trading value on the BVB's Regulated Spot Market for December 2021 compared with November 2021

	Total trading value		Total trading value		% Change	
	December 2021		November 2021			
	RON mil.	EUR mil.	RON mil.	EUR mil.	RON	EUR
Financial instruments already issued / registered:	935.06	188.94	1.180.50	238.54	-20.79	-20.79
➤ Equities	790.57	159.75	1.064.45	215.09	-25.73	-25.73
➤ Bonds	46.37	9.37	35.72	7.22	29.82	29.78
➤ Unit funds. ETF	4.50	0.91	6.31	1.27	-28.68	-28.35
➤ Structured products	93.61	18.92	74.01	14.96	26.48	26.47
New issues and further issues:	1.680.96	339.66	665.08	134.39	152.75	152.74
➤ Equities			366.67	74.09		
➤ Bonds	1.680.96	339.66	298.41	60.30	463.31	463.28
Total Regulated Spot Market. out of which:	2.616.02	528.60	1.845.58	372.93	41.75	41.74
➤ Total Equities	790.57	159.75	1.431.12	289.18	-44.76	-44.76
➤ Total Bonds	1.727.33	349.03	334.13	67.52	416.96	416.93

2. Trading value on the BVB's Regulated Spot Market for December 2021 compared with December 2020 (YoY)

	Total trading value <i>December 2021</i>		Total trading value <i>December 2020</i>		YoY % Change
	RON mil.	EUR mil.	RON mil.	EUR mil.	RON
Financial instruments already issued / registered:	935.06	188.94	1.224.65	251.44	-23.65
➤ Equities	790.57	159.75	1.039.21	213.36	-23.93
➤ Bonds	46.37	9.37	143.49	29.46	-67.68
➤ Unit funds. ETF	4.50	0.91	1.09	0.22	312.84
➤ Structured products	93.61	18.92	40.85	8.39	129.16
New Issues and further issues:	1.680.96	339.66	2.735.72	561.52	-38.56
➤ Equities					
➤ Bonds	1.680.96	339.66	2.735.72	561.52	-38.56
Total Regulated Spot Market. out of which:	2.616.02	528.60	3.960.37	812.96	-33.95
➤ Total Equities	790.57	159.75	1.039.21	213.36	-23.93
➤ Total Bonds	1.727.33	349.03	2.879.21	590.98	-40.01

3. The value traded on the BVB's Regulated Spot Market for January - December 2021 compared with January - December 2020 (YTD)

	Total trading value <i>January - December 2021</i>		Total trading value <i>January - December 2020</i>		YTD % Change
	RON mil.	EUR mil.	RON mil.	EUR mil.	RON
Financial instruments already issued / registered:	12.013.54	2.441.09	13.441.29	2.776.93	-10.62

➤ Equities	10.122.13	2.056.27	12.226.99	2.526.54	-17.21
➤ Bonds	974.43	198.56	371.09	76.32	162.59
➤ Unit funds. ETF	46.20	9.37	14.42	2.98	220.39
➤ Structured products	870.79	176.88	828.80	171.08	5.07
New Issues and further issues:	7.993.67	1.621.90	4.824.57	993.42	65.69
➤ Equities	913.78	185.18			
➤ Bonds	7.079.89	1.436.72	4.824.57	993.42	46.75
Total Regulated Spot Market. out of which:	20.007.21	4.062.99	18.265.86	3.770.35	9.53
➤ Total Equities	11.035.91	2.241.45	12.226.99	2.526.54	-9.74
➤ Total Bonds	8.054.32	1.635.28	5.195.66	1.069.74	55.02

4. The average daily value on the BVB's Regulated Spot Market

for December 2021 compared with luna November 2021

	Average daily value <i>December 2021</i>		Average daily value <i>November 2021</i>		% Change	
	RON mil.	EUR mil.	RON mil.	EUR mil.	RON	EUR
Financial instruments already issued / registered:						
➤ Equities	39.53	7.99	50.69	10.24	-	-
➤ Bonds	2.32	0.47	1.70	0.34	36.47	38.24
➤ Unit funds. ETF	0.22	0.05	0.30	0.06	-	-
➤ Structured products	4.68	0.95	3.52	0.71	32.95	33.80
New Issues and further issues:						
➤ Equities			17.46	3.53		
➤ Bonds	84.05	16.98	14.21	2.87	491.48	491.64

5. The average daily value on the BVB's Regulated Spot Market
for December 2021 compared with December 2020 (YoY)

	Average daily value December 2021		Average daily value December 2020		YoY % Change
	RON mil.	EUR mil.	RON mil.	EUR mil.	RON
Financial instruments already issued / registered:					
➤ Equities	39.53	7.99	54.70	11.23	-27.73
➤ Bonds	2.32	0.47	7.55	1.55	-69.27
➤ Unit funds. ETF	0.22	0.05	0.06	0.01	266.67
➤ Structured products	4.68	0.95	2.15	0.44	117.67
New Issues and further issues:					
➤ Equities					
➤ Bonds	84.05	16.98	143.99	29.55	-41.63

6. The average daily value YTD on the BVB's Regulated Spot Market

	Average daily value YTD 2021		Average daily value YTD 2020		YTD % Change
	RON mil.	EUR mil.	RON mil.	EUR mil.	RON
Financial instruments already issued / registered:					
➤ Equities	40.17	8.16	49.10	10.15	-18.19
➤ Bonds	3.87	0.79	1.49	0.31	159.73
➤ Unit funds. ETF	0.18	0.04	0.06	0.01	200.00
➤ Structured products	3.46	0.70	3.33	0.69	3.90
New Issues and further issues:					
➤ Equities	3.63	0.73			
➤ Bonds	28.09	5.70	19.38	3.99	44.94

7. The evolution of indices

Index	Value for 12/31/2021		% Change December 2021		% YTD		Index values for December 2021	
	RON	EUR	RON	EUR	RON	EUR	minimum	maximum
BET	13.061.32	9.190.44	7.10	7.11	33.20	31.08	12.203.83	13.068.03
BET-TR	23.113.93	21.014.69	7.10	7.11	40.00	37.77	21.595.71	23.125.81
BET-TRN	23.113.93	21.014.69	7.10	7.11			21.595.71	23.125.81
BETPlus	1.947.85	1.730.02	6.93	6.94	32.98	30.86	1.821.89	1.948.83
BET-FI	52.157.90	22.858.26	1.73	1.74	21.08	19.15	50.834.26	52.157.90
BET-BK	2.514.55	2.161.37	3.80	3.81	34.67	32.52	2.402.94	2.518.55
BET-XT	1.142.52	798.57	6.06	6.08	31.08	29.00	1.075.64	1.142.52
BET-XT-TR	2.021.26	1.812.75	6.07	6.08	37.08	34.89	1.902.88	2.021.26
BET-XT-TRN	2.021.26	1.812.75	6.07	6.08			1.902.88	2.021.26
BET-NG	896.97	627.69	10.75	10.76	29.41	27.36	807.00	898.11
ROTX	27.997.57		8.50		36.18		25.760.50	27.997.57

8. Market Indicators

	RON mil.	EUR mil.
➤ Market capitalization (regulated market)	229.078.50	46.291.58
➤ Market capitalization (domestic market)	141.102.41	28.513.60
➤ Turnover velocity (regulated market)	4.14	4.14
➤ Turnover velocity (domestic market)	6.64	6.64
➤ PER	11.64	
➤ P/BV	1.15	
➤ DIVY	4.47	

B. Specific Market Indicators

1. Trading value and market capitalization by activity sector

Sector	Trading value (RON mil.)	Market capitalization (RON mil.)	PER	PBV	DIVY
➤ FINANCIAL AND INSURANCE ACTIVITIES	417.93	138.095.81	7.73	1.13	3.92
➤ MINING AND QUARRYING	121.24	43.419.52	16.60	1.08	5.71
➤ ELECTRICITY, GAS, STEAM AND AIR CONDITIONING SUPPLY	36.95	15.826.58	18.06	1.45	3.38
➤ MANUFACTURING	71.68	12.427.74	15.27	1.48	6.07
➤ TRANSPORTATION AND STORAGE	36.58	4.407.87	24.02	0.78	3.67
➤ PROFESSIONAL, SCIENTIFIC AND TECHNICAL ACTIVITIES	18.12	4.060.28	13.96	0.71	6.96
➤ HUMAN HEALTH AND SOCIAL WORK ACTIVITIES	25.51	3.175.60	25.53	9.38	
➤ WHOLESALE AND RETAIL TRADE; REPAIR OF MOTOR VEHICLES AND MOTORCYCLES	12.38	1.343.93	3.89	0.71	1.31
➤ CONSTRUCTION	4.15	1.123.16	17.38	1.63	0.95
➤ ACCOMMODATION AND FOOD SERVICE ACTIVITIES	0.37	338.33	15.42	0.63	3.34
➤ INFORMATION AND COMMUNICATION	8.18	161.91	98.31	3.90	
➤ Other	37.48	4.697.75			

Note: - PER is calculated based on market capitalization of companies which recorded profit

- P/BV and DIVY are computed for domestic companies

2. Top 5 listed shares by turnover – December 2021

Symbol	Security name	Turnover for the month (RON mil.)	Turnover for the month (EUR mil.)	Weight in total turnover shares (%)
TLV	BANCA TRANSILVANIA S.A.	113.29	22.89	14.33
ONE	ONE UNITED PROPERTIES	85.94	17.36	10.87
SIF4	SIF MUNTENIA S.A.	77.31	15.62	9.78
SNG	S.N.G.N. ROMGAZ S.A.	67.90	13.72	8.59
SNP	OMV PETROM S.A.	52.72	10.65	6.67

3. Top 5 Equities shares with highest increase – December 2021

Symbol	Security name	End of period return (%)	YTD (%)	Low price (RON)	High price (RON)	Last price (RON)
RRC	ROMPETROL RAFINARE S.A.	84.26	86.36	0.0445	0.0880	0.0820
VESY	VES SA	47.09	-22.44	0.0500	0.1140	0.1140
MCAB	ROMCAB SA	44.09	517.02	8.0000	14.3000	11.6000
PREB	PREBET SA AIUD	24.24	40.17	1.3200	1.6400	1.6400
COMI	CONDMAG S.A.	18.75	58.33	0.0065	0.0120	0.0095

4. Top 5 listed shares by market capitalization – 12/31/2021

Symbol	Security name	Market capitalization			P/BV	PER (RON)	DIVY (RON)
		RON mil.	EUR mil.	% RON			
EBS	Erste Group Bank AG	87.378.34	17.657.18	38.14			
SNP	OMV PETROM S.A.	28.265.41	5.711.80	12.34	0.87	20.14	

TLV	BANCA TRANSILVANIA S.A.	16.283.59	3.290.55	7.11	1.45	9.31	3.07
SNG	S.N.G.N. ROMGAZ S.A.	15.031.47	3.037.52	6.56	1.91	12.44	4.58
SNN	S.N. NUCLEARELECTRICA S.A.	14.177.26	2.864.90	6.19	1.91	19.12	3.33

5. Top 5 structured products by turnover – December 2021

Symbol	Security name	Turnover for the month (RON mil.)	Turnover for the month (EUR mil.)	Weight in total turnover structured products (%)
BKDOWTLC3	BRK Dow Turbo Long 32950	33.00	6.67	35.25
BKDOWTLB9	BRK Dow Turbo Long 31900	23.78	4.80	25.40
BKDOWTSC5	BRK Dow Turbo Short 36750	9.45	1.91	10.10
BKDOWTLC4	BRK Dow Turbo Long 33450	5.71	1.15	6.10
BKDOWTLC1	BRK Dow Turbo Long 32500	3.05	0.62	3.26

6. Top 5 bonds products by turnover – December 2021

Symbol	Security name	Turnover for the month (RON thous.)	Turnover for the month (EUR thous.)	Weight in total turnover bonds (%)
R2512AE	MINISTERUL FINANTELOR PUBLICE	19.125.63	3.864.58	41.24
R2312A	MINISTERUL FINANTELOR PUBLICE	6.323.12	1.277.66	13.63
R2208A	MINISTERUL FINANTELOR PUBLICE	4.282.55	865.34	9.23
R2508AE	MINISTERUL FINANTELOR PUBLICE	3.699.54	747.54	7.98
R2403A	MINISTERUL FINANTELOR	2.705.33	546.66	5.83

7. Units funds (including ETF) by turnover – December 2021

Symbol	Security name	Turnover for the month (RON thous.)	Turnover for the month (EUR thous.)	Weight in total turnover Units funds. ETF (%)
TVBETEF	FONDUL DESCHIS DE INVESTITII ETF BET PATRIA-TRADEVILLE	4.441.24	897.42	98.78
STK	STK EMERGENT	54.87	11.09	1.22

8. IPO. SPO and other offer markets – December 2021

Symbol	Security name	Instrument type	Type of offer	Turnover (RON mil.)
BCR28B	BANCA COMERCIALA ROMANA	Bonds	Offers without prospectus for new issues	600.00
R2212A	MINISTERUL FINANTELOR	Bonds	Primary Public Offer	759.45
R2412A	MINISTERUL FINANTELOR	Bonds	Primary Public Offer	113.07
R2612AE	MINISTERUL FINANTELOR	Bonds	Primary Public Offer	208.43
SIF3	SIF TRANSILVANIA S.A.	Shares	Tender Offer	4.52

9. New listings - December 2021

Symbol	Security name	Instrument type	Listing date
EBDAXTS74	DAX TURBO SHORT 0.01/17.000/16.500	Structured	12/1/2021
LIBRA28E	LIBRA INTERNET BANK BONDS	Bonds	12/3/2021
AUT26E	Obligatiuni Autonom Services 2026	Bonds	12/8/2021
BCR28B	BANCA COMERCIALA ROMANA	Bonds	12/14/2021
R2212A	MINISTERUL FINANTELOR	Bonds	12/16/2021
R2412A	MINISTERUL FINANTELOR	Bonds	12/16/2021
R2612AE	MINISTERUL FINANTELOR	Bonds	12/16/2021

Section A. Main Indicators

1. *Financial instruments already issued / registered* – this category includes all the statistical data related to the existing financial instruments, regardless of the type of the operations carried out.

The total values traded as well as the average daily value for this category are based on:

- trading operations performed on regular deal;
 - offers and operations performed with the existing financial instruments such as: buy offer, takeover offer, secondary offer for selling the existing financial instruments, other methods of selling the existing financial instruments, offers without prospectus or with simplified prospectus for currently issued financial instruments.
2. *New Issues and further issues* – this category contains the statistical data related to the issuance of new instruments based on the primary / initial offers as well as data regarding the increase of the capital for already listed companies, based on further issues. This category is related to the capital raised by the issuers.
 3. The total value traded is single counted.
 4. The total value traded expressed in EUR is calculated considering the daily EUR value, based on the currency rate available for each trading session.
 5. Equities includes shares and rights
 6. Bonds includes all types of bonds available for trading at BVB (municipal, corporate, government securities).

Section B. Specific Market Indicators

Trading value displayed in this section for a financial instrument includes the turnover registered in all market in which the respective financial instrument is traded.

Bucharest Stock Exchange undertakes all the reasonable efforts to ensure that data included in this document was correct at the time of publication. However, Bucharest Stock Exchange shall not be responsible or liable for decisions taken or system-related or other activity performed by any part based on this report.

Sistemul Multilateral de Tranzacționare SMT/AeRO Multilateral Trading System MTS/AeRO

Buletin lunar. Decembrie 2021 Monthly Bulletin. December 2021

CUPRINS / CONTENTS

A. Indicatori bursieri de bază / <i>Main market indicators</i>	25
B. Indicatori bursieri pentru anul 2021 / <i>Figures in 2021</i>	25
C. Indicatori bursieri pentru luna Decembrie 2021 / <i>December 2021 Indicators</i>	26
D. Evoluția zilnică a principalilor indicatori / <i>Daily main figures</i>	26
D.1. Indici bursieri / <i>Indices</i>	27
E. Indicatori societăți SMT – Internațional / <i>Main Indicators MTS – International</i>	28
F. Indicatori societăți Acțiuni listate / <i>Main Indicators Listed Equities</i>	29
G. Piața Obligațiunilor / <i>Bond Market</i>	39
G.1. Informații principale obligațiuni corporative / <i>Main information on corporate bonds</i>	39
G.2. Date de tranzacționare / <i>Trading data</i>	41
H. Top Intermediari SMT/AeRO Decembrie 2021 / <i>Top of MTS/ AeRO intermediaries December 2021</i>	43

A. Indicatori bursieri de bază / Main market indicators

Indicator / Market Indicator	Unitatea de măsură / Measurement Unit	Valoare Absolută / Absolute Value	Variație % față de luna precedentă / Variation % compared to previous month
Valoarea totală tranzacționată <i>Total turnover</i>	RON	218.723.190.64	54.72%
	EUR	44.195.890.90	54.72%
	USD	49.977.298.52	54.46%
Valoarea medie zilnică a tranzacțiilor <i>Daily average turnover</i>	RON	10.936.159.53	62.46%
	EUR	2.209.794.54	62.46%
	USD	2.498.864.93	62.18%
Nr. de titluri tranzacționate <i>Traded no. of financial instruments</i>	Nr. / No.	85.224.755	-28.95%
Nr. tranzacții <i>No. of trades</i>	Nr. / No.	31.869	16.10%

B. Indicatori bursieri pentru anul 2021 / Figures in 2021

Instrumente financiare pe SMT / Financial instruments on MTS	Volum / Volume	Val. tranzacționată / Turnover		Nr. tranzacții / No. of trades
		RON	EUR	
TOTAL / TOTAL:	1.090.412.086	1.625.552.581.04	330.146.067.49	353.714
Acțiuni listate / Listed Equities	861.431.791	804.444.351.94	163.542.281.35	304.261
Obligațiuni / Bonds	677.293	120.381.980.46	24.440.403.96	21.057
Drepturi de preferință / Rights	74.989.267	9.925.972.92	2.025.957.24	10.478
Unități de fond / Fund Units	10.430	7.261.76	1.471.33	58
Alte instrumente / Other instruments	0	0	0	0
SMT – Internațional / MTS - International	1.671.676	83.177.362.09	16.923.409.94	13.432
Oferte publice primare / IPO	151.631.629	607.615.651.88	123.212.543.67	4.428

C. Indicatori bursieri pentru luna Decembrie 2021 / December 2021 Indicators

Instrumente financiare / Financial Instruments	Volum / Volume	Valoare tranzacționată / Turnover		Nr. tranzacții / No. of trades
		RON	EUR	
TOTAL / TOTAL:	85.224.755	218.723.190.64	44.195.890.90	31.869
Acțiuni listate / Listed Equities	65.545.007	98.178.086.41	19.838.827.23	27.925
Obligațiuni / Bonds	75.686	12.945.933.52	2.615.918.28	1.977
Drepturi de preferință / Rights	8.929.246	1.033.407.70	208.826.45	865
Unități de fond / Fund Units	1.015	679.52	137.31	7
Alte instrumente / Other instruments	0	0	0	0
SMT – Internațional / MTS - International	71.753	3.461.549.85	699.454.18	661
Oferte publice primare / IPO	10.602.048	103.103.533.64	20.832.727.45	434

D. Evoluția zilnică a principalilor indicatori / Daily main figures

Data / Date	Volum / Volume	Nr. tranzacții / No. of Trades	Valoare tranzacționată / Turnover	
			RON	EUR
02.12.2021	1.412.054	1.423	34.439.478.07	6.958.876.15
03.12.2021	1.254.638	1.402	4.072.936.34	823.031.57
06.12.2021	14.035.322	2.623	17.315.250.29	3.499.232.11
07.12.2021	2.875.533	1.944	15.419.237.70	3.115.941.74
08.12.2021	1.599.729	1.414	3.779.602.43	763.741.19
09.12.2021	13.291.612	1.994	17.407.322.89	3.517.270.39
10.12.2021	7.322.678	1.774	3.381.068.21	683.182.10

13.12.2021	1.799.436	1.243	2.669.318.09	539.354.24
14.12.2021	1.037.118	1.076	2.638.469.92	533.110.38
15.12.2021	2.835.178	2.139	5.764.052.33	1.164.713.84
16.12.2021	2.184.181	1.066	13.101.791.38	2.647.307.87
17.12.2021	7.217.695	1.480	49.115.243.20	9.923.875.21
20.12.2021	2.825.596	1.345	4.435.167.49	896.210.69
21.12.2021	2.171.606	1.275	8.771.991.56	1.772.441.76
22.12.2021	2.040.550	1.266	3.416.266.15	690.308.18
23.12.2021	2.871.801	1.186	4.421.626.15	893.474.40
27.12.2021	5.296.224	1.385	5.978.412.18	1.207.955.26
28.12.2021	3.464.528	2.308	7.799.566.56	1.575.956.54
29.12.2021	3.734.136	1.691	6.612.253.52	1.336.078.70
30.12.2021	5.955.140	1.835	8.184.136.20	1.653.828.59
Total	85.224.755	31.869	218.723.190.64	44.195.890.90

D.1. Indici bursieri / Indices

Data / Date	BETAeRO	
	RON	EUR
02.12.2021	1.028.73	1.028.30
03.12.2021	1.047.63	1.047.26
06.12.2021	1.034.54	1.034.26
07.12.2021	1.013.82	1.013.50
08.12.2021	996.47	996.10
09.12.2021	995.64	995.21
10.12.2021	983.12	982.72
13.12.2021	975.29	974.87
14.12.2021	954.08	953.65
15.12.2021	932.50	932.14
16.12.2021	956.92	956.51
17.12.2021	976.56	976.12

20.12.2021	983.26	982.90
21.12.2021	993.57	993.15
22.12.2021	1.015.40	1.015.01
23.12.2021	1.012.52	1.012.15
27.12.2021	1.035.33	1.034.91
28.12.2021	1.058.09	1.057.68
29.12.2021	1.049.02	1.048.63
30.12.2021	1.052.46	1.052.15

E. Indicatori societăți SMT – Internațional / Main Indicators MTS – International

Simbol / Symbol	Denumire societate / Company Name	Preț închidere / Closing price (RON)	Nr. de acțiuni / Volume	Valoare tranz. / Turnover (RON)	Nr. tranzacții / No of Trades
ADS	ADIDAS AG	1.250.0000	35	44.295.60	23
ALV	ALLIANZ SE	1.029.8000	56	56.077.20	6
BAYN	BAYER AG.	235.0000	3.134	708.248.10	83
BMW	BAYERISCHE MOTOREN WERKE AG	437.6500	126	55.872.05	16
CBKN	COMMERZBANK AG	35.9950	3.873	123.597.72	27
CTT	CONTINENTAL A.G.	469.4000	138	63.028.85	19
DAI	DAIMLER A.G.	343.9500	541	203.267.15	57
DBK	DEUTSCHE BANK AG	56.9900	11.333	623.709.05	53
DPW	DEUTSCHE POST A.G.	273.0000	40	10.630.75	3
DTE	DEUTSCHE TELEKOM AG.	78.1000	196	15.254.14	10
EOAN	E.ON AG.	60.1200	104	6.067.44	3
LHA	DEUTSCHE LUFTHANSA A.G.	30.6450	52.141	1.528.723.41	345

SAP	SAP SE	620.2000	25	14.629.60	12
SIE	SIEMENS AG	737.5000	11	8.148.80	4
UNP	UNIPER S.E.	186.9000	-	-	-

F. Indicatori societăți Acțiuni listate / *Main Indicators Listed Equities*

Simbol / Symbol	Denumire societate / Company Name	Preț închidere / Closing price (RON)	Nr. de acțiuni / Volume	Valoare tranz. / Turnover (RON)	Nr. tranzacții / No of Trades
2P	2PERFORMANT NETWORK	4.9600	125.782	646.208.44	516
AAB	AGROLAND AGRIBUSINESS	30.6000	11.408	342.243.00	138
ADISS	ADISS	0.9300	1.706.910	1.597.972.33	862
ADMY	ADMET SA GALATI	4.1600	-	-	-
AG	AGROLAND BUSINESS SYSTEM	3.2500	683.810	2.257.635.97	1.363
AGCM	AGROMECA SA CIOROGARLA	-	-	-	-
AGQR	ALDANI MASTER CAPITAL S.A.	22.6000	21	464.80	6
ALB	ALBAPAM S.A.	0.9100	-	-	-
ALCQ	ALCOM SA TIMISOARA	41.0000	-	-	-
ALRV	ALIMENTARA SA SLATINA	37.6000	135.600	8.949.600.00	1
ALW	VISUAL FAN	128.0000	6.620	857.509.00	377
AMAL	INTERNATIONAL CAVIAR CORPORATION SA CALAN	0.0400	28.809	1.595.26	22
AMPL	AMPLO SA PLOIESTI	1.0100	-	-	-
ANIM	STUDIOUL CINEMATOGRAFIC ANIMAFILM SA BUCURESTI	2.5000	-	-	-
ANTA	ROMANTA ESTIVAL 2002 SA NEPTUN	0.2800	-	-	-
ANTE	ANTECO SA PLOIESTI	0.0500	301.000	15.044.00	2

APP	APPRAISAL & VALUATION	10.7000	20.014	202.783.86	81
ARCU	SIFI CLUJ RETAIL SA BUCURESTI	4.2000	-	-	-
ARCV	IMOTRUST SA ARAD	0.1720	165.099	25.034.49	31
ARJI	ARTECA SA JILAVA	6.5000	35	227.50	1
ARMT	CAROMET SA CARANSEBES	1.2000	100	120.00	1
ARO	ARO-PALACE SA BRASOV	0.1850	580	107.30	1
AROBS	AROBS TRANSILVANIA SOFTWARE	2.0000	16.179.122	29.891.489.58	4.317
ASC	ASCENDIA SA	27.0000	9.054	184.609.10	169
ASP	RAFINARIA ASTRA ROMANA S.A.	0.0100	-	-	-
AST	ARCTIC STREAM	23.9500	42.881	1.023.654.25	322
ATLK	ATLAS SA GALATI	0.0690	-	-	-
ATRD	ATELIERELE CFR GRIVITA SA BUCURESTI	24.2000	484	11.886.60	16
AUR	AURORA S.A.	9.8500	-	-	-
AUXI	ATM - CONSTRUCT SA PLOIESTI	22.0000	-	-	-
AVIO	AVIOANE SA CRAIOVA	2.6000	21.790	52.888.22	49
AVSL	AVICOLA SA SLOBOZIA	10.0000	-	-	-
BADE	BAD SA SUCEAVA	0.1300	-	-	-
BALN	TRATAMENT BALNEAR BUZIAS SA BUZIAS	0.1050	2.250	236.25	2
BBGA	ALUM SA TULCEA	3.1000	2.845	8.426.90	20
BIBU	BTT SA BUCURESTI	4.9000	2	9.80	1
BIOW	VIFRANA	0.2800	1.781.962	508.989.10	296
BLEA	BALEA ESTIVAL 2002 SA NEPTUN	0.9000	-	-	-
BNAT	BANAT ESTIVAL 2002 SA OLIMP	0.0820	-	-	-
BONA	BONAS IMPORT EXPORT	1.4120	843.800	1.201.090.99	391
BRCR	BRAICONF SA BRAILA	0.3900	2.895	1.042.60	4
BRNA	ROMNAV SA BRAILA	29.0000	2.156	56.116.00	13
BUCS	BUCOVINA SA SCHEIA	0.4400	-	-	-
BUCU	BUCUR OBOR SA BUCURESTI	20.8000	924	18.563.70	16

BUCV	BUCUR SA BUCURESTI	0.6050	30.577	18.545.65	13
CAB	GOCAB SOFTWARE S.A.	0.2080	14.246.543	2.908.667.13	1.429
CACU	SIFI CJ LOGISTIC SA	21.0000	89	1.628.00	7
CAIN	CASA ALBA - INDEPENDENTA SA SIBIU	44.8000	-	-	-
CBOT	COMCEREAL SA BOTOSANI	6.0000	-	-	-
CC	CONNECTIONS CONSULT S.A.	54.2000	15.245	852.609.10	194
CCOM	CEREALCOM SA ALEXANDRIA	0.0435	35.459	1.446.54	7
CEPO	CEPROCIM SA BUCURESTI	2.5000	1.225	3.062.50	2
CFED	CONSTRUCTII FERROVIARE CRAIOVA SA CRAIOVA	0.1330	300	39.90	1
CHIA	CONSTRUCTII HIDROTEHNICE SA IASI	12.2000	357	4.101.00	9
CHOB	CHIMCOMPLEX BORZESTI SA ONESTI	25.2000	501.773	10.790.922.80	3.492
CICE	CICERO SA DR. T. SEVERIN	5.8500	-	-	-
CICO	CI-CO SA	25.0000	-	-	-
CLAIM	AIR CLAIM	2.6800	228.582	663.994.91	396
CLUB	HOTEL CLUB ESTIVAL 2002 SA NEPTUN	0.2040	2.000	408.00	1
CLUJ	CLUJANA SA CLUJ NAPOCA	0.2300	-	-	-
CMBU	COMMIXT SA BUFTEA	2.5000	-	-	-
CMIL	COMCEREAL SA BUCURESTI	3.4000	-	-	-
CMVX	COMVEX SA CONSTANTA	21.0000	543	11.167.00	12
COBJ	CONSTRUCTII BIHOR SA ORADEA	12.7000	181	1.920.70	5
COBL	BRICOMAT SA SIBIU	5.0000	-	-	-
COBU	CONCIFOR SA BUZAU	0.2000	10.131	1.675.52	3
COCB	COMCEREAL SA SLOBOZIA	2.5800	-	-	-
COCR	COCOR SA BUCURESTI	80.0000	53	3.947.00	6
CODE	SOFTBINATOR TECHNOLOGIES	83.0000	34.499	2.354.572.50	780
COEC	CONECT BUSINESS PARK SA BUCURESTI	32.0000	5	160.00	1
COET	COMPLEX COMET SA BUCURESTI	4.8000	119	571.20	2

COKG	COMALEX SA ALEXANDRIA	12.8000	120	1.536.00	1
COKJ	CONCIVIA SA BRAILA	21.2000	5.076	105.785.60	48
COLK	CONEX PRAHOVA SA BUCURESTI	8.1500	-	-	-
COMY	COMAT SA GIURGIU	2.3800	-	-	-
CONJ	CONSTRUCTII MONTAJ SA CRISENI	0.7500	-	-	-
CONK	CONCAS SA BUZAU	3.0000	-	-	-
CONQ	CONTACTOARE SA BUZAU	7.0000	4.627	28.375.05	19
CORO	CONSTRUCTII FERROVIARE SA GALATI	3.3200	1.991	6.494.04	4
COTM	COMAT GALATI SA	2.0000	14.795	28.641.25	3
COTN	COMREP SA PLOIESTI	14.4000	11	158.40	1
COUT	COMTURIST SA BUCURESTI	35.0000	-	-	-
COVB	CONFECTII VASLUI SA VASLUI	0.2120	1.000	212.00	1
CPHA	CEPROHART SA BRAILA	7.9000	10	79.00	1
CPLB	CONSTRUCTII COMPLEXE SA BUZAU	7.4500	10	74.50	1
CRMC	CARMECO SA CONSTANTA	0.6900	-	-	-
CRPC	CARPATIA CAPITAL ALTERNATYWNA SPOLKA INWESTYCYJNA SA	3.9000	1.951	7.528.10	5
CTUL	COMCEREAL SA TULCEA	10.0000	-	-	-
DIAS	DIASFIN SA BUCURESTI	16.1000	-	-	-
DOIS	DORNA TURISM SA VATRA DORNEI	2.0000	-	-	-
DUPX	DUPLEX SA FAGARAS	35.0000	-	-	-
EEAI	ELECTROCONSTRUCTIA ELCO ALBA IULIA SA	0.2600	-	-	-
EETS	ELECTROCONSTRUCTIA ELCO SA TIMISOARA	1.1000	-	-	-
ELCT	EL-CO SA TARGU SECUIESC	8.0000	-	-	-
ELEL	ELECTROCONSTRUCTIA ELCO SA SUCEAVA	1.4700	13.078	17.014.66	4
ELER	ELEROM SA ROMAN	24.0000	33	792.00	1
ELJA	ELECTROMONTAJ CARPATI SA SIBIU	36.8000	102	3.679.20	5
ELRD	ELECTRECORD SA BUCURESTI	2.9000	-	-	-

ELV	ELVILA S.A. BUCURESTI	0.7000	600	402.95	3
ELZY	ELECTROPRECIZIA SA SACELE	15.7000	3.757	57.309.00	41
EMAI	EMAILUL SA MEDIAS	18.0000	14	295.60	5
EMTL	ELECTROMETAL SA TIMISOARA	24.0000	-	-	-
EPN	EMA PIATRA NEAMT S.A.	0.2460	-	-	-
EXPV	EXPLOATARE PORTUARA DROBETA SA ORSOVA	1.0000	-	-	-
FACY	FABRICA DE SCULE RASNOV SA	8.0000	-	-	-
FAMZ	FAM SA GALATI	12.5000	74	931.40	2
FEP	FEPER	0.1350	59.918	8.249.88	5
FERO	IAMBA ARAD S.A. ARAD	0.2800	24.804	6.939.98	8
FIMA	FIMARO SA CLUJ	5.0000	586	2.930.00	3
FIMR	FIRM RECOM SA BUCURESTI	3.0000	-	-	-
FLAO	FLAROS SA BUCURESTI	56.0000	74	4.144.00	12
FMAR	FAIMAR SA BAIA MARE	0.0100	-	-	-
FOJE	FORAJ SONDE SA VIDELE	5.4500	11.892	58.107.30	13
FOMA	FORMA SA BOTOSANI	7.1000	287	1.830.00	3
FOSB	FORAJ SONDE SA CRAIOVA	0.1690	-	-	-
FOSP	FORAJ SONDE SA ERNEI	10.0000	72	720.00	4
FRB	FIREBYTE GAMES	0.4700	2.055.980	985.069.48	670
GALF	GALFINBAND SA GALATI	1.9000	27.000	51.300.00	4
GAOY	GASTRONOM SA BUZAU	79.0000	234	16.828.00	7
GDP	GRUPUL EDITORILOR SI DIFUZORILOR DE PRESA S.A.	1.6000	-	-	-
GHIM	A.T.C. - AGRO TOTAL CONSTRUCT SA GHIMBAV	5.0000	-	-	-
GRIU	GRIUL SA BUCURESTI	1.2600	3.300	4.633.00	7
GROB	GEROM SA BUZAU	0.2000	-	-	-
HAI	HOLDE AGRI INVEST S.A. - CLASA A	1.8600	2.725.151	4.716.063.86	1.033
HEAL	HELIOS SA ASTILEU	10.0000	61	620.20	3
HLEB	HERCULES SA BRAILA	19.0000	-	-	-

HUNT	IHUNT TECHNOLOGY IMPORT-EXPORT S.A.	1.0700	3.211.306	3.277.106.93	1.558
IAMU	IAMU SA BLAJ	14.8000	664	5.628.00	12
IANY	24 IANUARIE SA PLOIESTI	13.0000	-	-	-
IASX	IASITEX SA IASI	21.4000	1.315	25.429.60	33
ICEV	INSTITUTUL DE CERCETARI PENTRU ACOPERIRI AVANSATE ICAA SA BUCURESTI	1.9300	-	-	-
ICMA	ICMA SA BUCURESTI	0.6040	-	-	-
ICMR	ICMRS SA GALATI	0.0415	-	-	-
ICSI	ICSIM SA BUCURESTI	8.0500	-	-	-
INBO	LACTATE NATURA SA TARGOVISTE	1.5200	-	-	-
INCT	INCERTRANS SA BUCURESTI	0.5750	-	-	-
INMA	INDUSTRIE MICA PRAHOVA SA	2.8000	-	-	-
INOX	INOX SA MAGURELE	0.9800	45.508	41.694.20	19
INSI	INDUSTRIA SARMEI CAMPIA TURZII SA	0.1000	2.480	248.00	4
INTA	INDEPENDENTA SA SIBIU	9.2000	326	2.350.20	3
IORB	IOR SA BUCURESTI	0.1000	19.314	2.010.40	7
IPHI	IPOCHIM SA BUCURESTI	37.6000	-	-	-
IPRO	IPROLAM SA BUCURESTI	6.9500	2.364	14.947.60	8
IPRU	IPROEB SA BISTRITA	0.4740	1.270.499	814.538.23	183
IUBR	IUS SA BRASOV	0.1200	-	-	-
LACT	LACTAG SA COSTESTI	21.2000	1.967	43.311.10	25
LCSI	LCS IMOBILIAR SA CLUJ NAPOCA	36.0000	7.652	286.367.00	92
LIDO	LIDO SA BUCURESTI	0.4400	400	176.00	1
LIH	LIFE IS HARD S.A.	9.3000	273.877	2.460.540.42	458
LITO	LITORAL SA MAMAIA	4.5000	-	-	-
MABE	MARTENS SA GALATI	2.0000	-	-	-
MACO	MACOFIL SA TG. JIU	13.6000	8.767	118.912.10	65
MALI	COMALIM SA ARAD	15.0000	2.246	33.512.40	15

MAM	MAMBRICOLAJ S.A.	5.0500	197.562	1.024.613.43	715
MAMA	MAGAZIN UNIVERSAL MARAMURES SA BAIJA MARE	0.2860	1.625.468	479.440.17	233
MEBY	LUCEAFARUL SA BACAU	18.2000	-	-	-
MECA	METALURGICA SA BUCURESTI	14.2000	-	-	-
MECH	MECANICA 94 SA DR. T. SEVERIN	3.0000	-	-	-
MECP	MECON SA BRASOV	13.3000	-	-	-
MEGU	MECANOENERGETICA SA DR. TR. SEVERIN	0.0500	2.951	130.14	5
MELE	METAL LEMNSA CRAIOVA	79.0000	-	-	-
MEOR	METALICA SA ORADEA	4.2000	74	310.80	1
MEOY	MECANICA CODLEA SA	0.0900	23.259	1.736.91	3
MESA	METALUL MESA SA SALONTA	0.1300	-	-	-
METT	METTEXIN SA MANGALIA	0.3000	-	-	-
METY	MECANICA ROTES SA TARGOVISTE	0.1690	235.597	29.896.99	35
MILK	AGROSERV MARIUTA	10.7800	164.083	1.772.640.98	552
MINO	MINDO SA DOROHOI	0.1050	-	-	-
MINX	MINEXFOR SA DEVA	6.0500	-	-	-
MOBD	MOBAM SA BAIJA MARE	0.3080	-	-	-
MOBE	MOBEST SA BUCURESTI	1.2500	8.608	10.572.10	12
MOBG	MOBEX SA TG.MURES	9.5000	407	3.866.50	1
MOBT	MOBILA SA RADAUTI	0.4960	2.321.955	1.740.237.39	4
MODY	MOLDOVA SA VASLUI	0.7900	27.006	21.434.50	9
MOIB	MOARA CIBIN SA SIBIU	0.5400	-	-	-
MORA	MORARIT PANIFICATIE SA ROMAN	1.6300	-	-	-
MRDO	MERCUR SA CRAIOVA	24.4000	-	-	-
NACH	NAPOCHIM SA CLUJ	0.8150	-	-	-
NAXY	NAVEXIM SA GALATI	0.7000	-	-	-
NCHI	SCALA DEVELOPMENT S.A. CLUJ- NAPOCA	0.5500	94.149	38.548.49	21
NEOL	NEPTUN OLIMP SA NEPTUN	0.2100	33.543	6.199.46	13

NORD	NORD SA BUCURESTI	5.1000	-	-	-
NRF	NOROFERT S.A.	8.2000	391.624	2.927.646.37	1.740
NTEX	SIFI CJ STORAGE SA	57.5000	-	-	-
NUIA	ABO MIX SA	10.9000	132	1.438.80	2
OMAL	COMALIMENT RESITA SA	1.2100	-	-	-
OMSE	COMAT CARAS SEVERIN SA RESITA	5.0000	-	-	-
ORAS	ORGANE DE ASAMBLARE SA BRASOV	0.3780	-	-	-
PACY	PALACE SA SINAIA	0.6600	380	205.80	2
PARC	PARC SA CARACAL	-	-	-	-
PCTM	PRIMA CONSTRUCT SA TIMISOARA	20.6000	34	636.00	2
PELA	PERLA COVASNEI SA	0.0800	-	-	-
POBR	POIANA BRASOV SA BRASOV	0.0295	3.480	130.31	4
POTI	POTIS CAPITAL SA CLUJ-NAPOCA	2.4000	-	-	-
PPLI	PROFESSIONAL IMO PARTNERS S.A.	2.6600	599	1.495.60	3
PRAE	PRODLACTA SA BRASOV	0.7000	6.845	4.791.50	1
PRAH	PRAHOVA ESTIVAL 2002 SA NEPTUN	0.8800	-	-	-
PRBU	PRACTIC SA BUCURESTI	820.0000	-	-	-
PRDI	PRODHART SA IASI	0.2500	-	-	-
PRIB	PRIMCOM SA BUCURESTI	9.7000	522	4.885.40	9
PRIN	PROIECT COVASNA SA SFANTU GHEORGHE	0.0500	-	-	-
PRMT	DAN STEEL GROUP BECLEAN SA BECLEAN	1.8200	-	-	-
PRSN	PROSPECTIUNI SA BUCURESTI	0.0450	9.333.056	444.133.58	176
PTRC	PETROCART SA PIATRA NEAMT	0.4000	-	-	-
PVBS	PERSEUS FINTECH SA	0.3800	160.157	48.916.07	8
RANT	GRANITUL SA BUCURESTI	4.0000	25	100.00	1
RCHI	COMPANIA HOTELIERA INTERCONTINENTAL ROMANIA SA BUCURESTI	0.1350	9.520	1.370.06	14
REFE	REMARUL 16 FEBRUARIE SA CLUJ NAPOCA	20.0000	9.859	181.993.70	14

REGL	REGAL SA GALATI	8.0000	79	624.50	2
REIT	STAR RESIDENCE INVEST	0.2000	841.464	170.653.58	213
RELE	RELEE SA MEDIAS	11.8000	-	-	-
REMM	REMAT MARAMURES SA BAIJA MARE	30.0000	-	-	-
RETZ	RETEZAT SA SIBIU	17.0000	82	1.398.00	3
REVA	REVA SA SIMERIA	17.2000	2.471	39.391.60	33
RKOT	RAIKO TRANSILVANIA	1.6200	154.750	259.955.34	376
ROOF	ROMANOFIR SA TALMACIU	18.0000	-	-	-
RORX	ROMAERO SA BUCURESTI	31.6000	145	4.878.60	10
RRD	ROMRADIATOARE S.A.	0.6800	17.158	13.597.00	8
SAFE	SAFETECH INNOVATIONS	12.5000	372.764	4.115.447.46	2.311
SATU	SATURN SA ALBA IULIA	5.5000	5	27.50	1
SCBC	SCUT SA BACAU	28.2000	374	10.020.20	12
SCDM	UNIREA SHOPPING CENTER SA BUCURESTI	66.0000	22.093	1.392.329.00	13
SCTB	SCT SA BUCURESTI	0.6300	-	-	-
SEBZ	SEMBRAZ SA SIBIU	2.5000	-	-	-
SECE	SERVICE NEPTUN 2002 SA NEPTUN	0.4800	-	-	-
SELC	SELCA SA PITESTI	0.5500	16.094	9.411.94	7
SEOL	SEMROM OLTENIA SA CRAIOVA	0.9700	55.868	50.119.20	21
SEOM	GERMINA AGRIBUSINESS SA BUCURESTI	3.5000	156.787	522.165.86	84
SERC	SERICO SA BUCURESTI	0.5500	1.400	692.00	2
SEVE	SEVERNAV SA DR. TR. SEVERIN	3.7800	151.560	577.678.60	15
SIDG	ARCELORMITTAL HUNEDOARA SA	0.2000	30.485	5.497.30	2
SIEP	SINTER REF SA AZUGA	0.1000	-	-	-
SIFI	SIF IMOBILIARE PLC	520.0000	-	-	-
SIGS	SIGSTRAT SA SIGHETU MARMATIEI	0.2920	217.355	53.729.48	49
SINA	SINATEX SA BUCURESTI	59.0000	-	-	-
SINT	SINTOFARM SA BUCURESTI	5.0000	415	2.037.25	5

SIRJ	SIRAJ AD IMPEX SA IASI	1.3800	-	-	-
SIRM	SINTEROM SA CLUJ	9.1000	12.342	142.560.30	21
SLBB	SUPPORT LOGISTIC BUCURESTI SA	25.2000	-	-	-
SMTL	SIMTEL TEAM	25.5000	115.527	2.822.500.00	981
SNC	SANTIERUL NAVAL CONSTANTA S.A.	2.2800	3.389	7.728.76	3
SOMB	IFMA SA	1.1900	-	-	-
SOMR	SOMETRA SA COPSA MICA	0.1020	-	-	-
SOPL	SOMPLAST SA NASAUD	6.5000	700	4.550.00	1
SOTA	SOMETA SA TASNAD	0.6000	-	-	-
SPTU	SPIT BUCOVINA SA SUCEAVA	1.2000	1.000	1.200.00	1
STNM	SANTIERUL NAVAL 2 MAI SA MANGALIA	12.1000	-	-	-
STOF	STOFE SA BUHUSI	2.6000	550	1.426.22	8
STOZ	STICLOVAL SA VALENII DE MUNTE	44.2000	-	-	-
TALD	TALC DOLOMITA SA HUNEDOARA	0.3500	-	-	-
TERA	TERRA ESTIVAL 2002 SA NEPTUN	0.0900	-	-	-
TIGH	TARNAVA SA SIGHISOARA	0.3000	-	-	-
TRAM	TRAMECO SA ORADEA	12.0000	100	1.222.10	4
TRCS	TRANSTEC SA TECUCI	0.7200	-	-	-
TRGI	TRANSPORTURI AUTO GIULESTI SA BUCURESTI	23.6000	-	-	-
TRNG	TRANSGEX SA ORADEA	12.3000	-	-	-
TRSB	TRANSCOM SA SIBIU	3.0000	-	-	-
TRSK	TRANSILANA SA GHIMBAV	0.0900	30.300	2.711.86	2
TRVC	TRANSILVANIA-COM SA MEDIAS	6.0000	-	-	-
TRVM	TRANSCOM SA BUCURESTI	1.8800	-	-	-
TSLA	TRANSILVANIA LEASING SI CREDIT IFN SA BRASOV	0.0300	513.973	15.369.32	26
TSND	TUSNAD SA BAILE TUSNAD	0.0395	541.135	21.056.60	38
TUAA	TURISM COVASNA SA COVASNA	0.0925	57.074	4.933.82	21
TUAA1	TURISM COVASNA SA COVASNA - ACTIUNI PREFERENTIALE. CU	-	-	-	-

	DIVIDEND PRIORITAR. FARA DREPT VOT				
UARG	ARGUS SA CONSTANTA	1.9000	7.003	12.787.78	16
UCET	CLABUCET ESTIVAL 2002 SA NEPTUN	0.3000	-	-	-
UNIR	UNIREA SA CLUJ NAPOCA	10.0000	1	10.00	1
UNISEM	UNISEM SA BUCURESTI	0.2000	363.257	73.469.72	72
UNIT	SIFI UNITEH SA BUCURESTI	3.4800	-	-	-
UNVR	UNIVERS SA RM. VALCEA	53.5000	50	2.675.00	2
UPET	UPET SA TARGOVISTE	0.9300	33.140	30.771.89	6
UPRR	UPRUC CTR SA FAGARAS	2.5000	-	-	-
URBA	URBANA SA BISTRITA	57.5000	28	1.045.10	6
URCB	URC SA VASCAU	1.2600	-	-	-
UTGR	UTILAJ GREU SA MURFATLAR	7.5000	-	-	-
UZC	UZUC S.A.	4.2000	36.219	160.192.78	45
UZIN	UZINEXPORT SA BUCURESTI	0.5600	61.394	32.959.29	21
VAC	PRODVINALCO S.A.	6.0500	7.333	34.550.45	14
VIAG	VINALCOOL ARGES SA PITESTI	1.3000	300	390.00	1
VIRO	VIROLA - INDEPENDENTA SA SIBIU	72.0000	3	216.00	1
VITK	VITIMAS SA TECUCI	8.8000	92	809.60	1

G. Piața Obligațiunilor / Bond Market

G.1. Informații principale obligațiuni corporative / Main information on corporate bonds

Denumire / Name	Simbol / Symbol	Valoare totală emisiune / Total issued value	Principal curent / Current Principal	Mone dă emisi une / Issue cur rency	Rata anuală cupon / Coupon interest rate (%)	Data emisiune / Issue Date	Data scadentă / Maturity date
INVESTIA FINANCE S.A.	INV22	1.000.000.00	10.0000	RON	7.0000 %	23.03.2017	23.03.2022

CAPITAL LEASING IFN - OBLIGATIUNI 2020	CL22	3.745.000.00	100.0000	RON	8.9000 %	10.06.2019	03.06.2022
OB. ASCENDIA - 2022	ASC22	3.000.000.00	100.0000	RON	10.0000 %	06.06.2019	06.06.2022
GOLDEN FOODS SNACKS S.A. - OB. 2022	ELMAS22	4.700.000.00	100.0000	RON	9.0000 %	01.07.2019	21.06.2022
BITTNET SYSTEMS SA BUCURESTI	BNET22	4.500.000.00	100.0000	RON	9.0000 %	08.09.2017	08.09.2022
READY OFFICE RENT - OBLIGATIUNI 2022	ROR22	5.188.200.00	100.0000	RON	8.0000 %	11.10.2019	11.10.2022
IMPLANT EXPERT DSO - OBLIGATIUNI 2022	DRL22	10.000.000.00	100.0000	RON	7.5000 %	29.10.2019	29.10.2022
QUALITANCE QBS - 2022	Q22E	1.500.000.00	500.0000	EUR	5.0000 %	16.12.2019	16.12.2022
BITTNET SYSTEMS S.A. OB. 01.2023	BNET23C	10.000.000.00	100.0000	RON	9.0000 %	23.01.2019	23.01.2023
UTILITECH - OB. 2023	UTS23	4.883.500.00	100.0000	RON	8.5000 %	13.03.2020	13.03.2023
INVESTIA FINANCE S.A.	INV23	2.254.000.00	100.0000	RON	7.0000 %	04.04.2018	30.03.2023
OB. NEMO 2023	NEMO23E	1.576.500.00	100.0000	EUR	7.0000 %	17.07.2020	29.06.2023
BITTNET SYSTEMS - OBLIGATIUNI 2023	BNET23	4.700.000.00	100.0000	RON	9.0000 %	05.07.2018	05.07.2023
OBLIGATIUNI 2023 - GOLDEN FOODS SNACKS	ELMAS23	4.000.000.00	100.0000	RON	9.0000 %	30.10.2020	16.10.2023
OBLIG IHUNT TECHNOLOGY 2023	HUNT23	7.000.000.00	100.0000	RON	8.7500 %	04.11.2020	04.11.2023
ARTPRINT S.A. - OB. 2023	ATPR23	3.890.200.00	100.0000	RON	9.0000 %	18.12.2019	18.12.2023
OBLIG ALIVE CAPITAL 2023	ALV23	10.000.000.00	100.0000	RON	8.0000 %	23.12.2020	23.12.2023
BITTNET SYSTEMS - OBLIGATIUNI 2023 A	BNET23A	9.703.700.00	100.0000	RON	9.0000 %	28.12.2018	28.12.2023
OBLIG QUALIS PROPERTIES EUR 2024	QUAL24E	2.093.700.00	100.0000	EUR	9.0000 %	21.01.2021	21.01.2024
ALSER FOREST OB. 2024	ALS24E	1.500.000.00	100.0000	EUR	8.0000 %	23.04.2021	30.04.2024
MW GREEN POWER EXPORT - OBLIGATIUNI 2024	MWGP24	4.395.800.00	100.0000	RON	8.0000 %	07.09.2020	07.09.2024
IDEA BANK - OBLIGATIUNI	IDB24E	5.000.000.00	1.000.0000	EUR	8.5000 %	18.12.2018	18.12.2024
OBLIGATIUNI NOROFERT 2025	NRF25	11.500.000.00	100.0000	RON	8.5000 %	27.01.2020	27.01.2025
OMRO IFN S.A. - OB.EUR 2025	OMRO25E	2.000.000.00	200.0000	EUR	7.5000 %	29.01.2020	29.01.2025
OBLIG IHUNT TECHNOLOGY 2025	HUNT25	7.000.000.00	100.0000	RON	8.7500 %	29.01.2021	29.01.2025
AGROLAND BUSINESS SYSTEM BONDS 2025	AGR25	8.080.300.00	100.0000	RON	9.0000 %	10.03.2020	10.03.2025
VIVRE DECO - BONDS EUR 2025	VIV25E	3.453.400.00	100.0000	EUR	5.2500 %	10.03.2020	10.03.2025

CHRONOSTYLE INTERNATIONAL - OBLIGATIUNI 2025	CELL25	1.600.000.00	100.0000	EUR	7.0000 %	27.05.2020	27.05.2025
BIT SOFT - OBLIGATIUNI 2025 EUR	BIT25E	1.500.000.00	100.0000	EUR	5.5000 %	09.07.2021	09.07.2025
AFORTI HOLDING S.A. - OBLIGATIUNI 2025	AFH25	2.000.000.00	100.0000	RON	10.0000 %	04.09.2020	04.09.2025
OBLIG AGROSERV MARIUTA 2025 EURO	MILK25E	3.000.000.00	100.0000	EUR	5.2500 %	04.11.2020	04.11.2025
OBLIGATIUNI RESTART ENERGY ONE	REO26	16.361.200.00	100.0000	RON	9.0000 %	09.02.2021	09.02.2026
VIVRE DECO - BONDS 2026 EUR	VIV26E	7.000.000.00	500.0000	EUR	5.5000 %	21.04.2021	21.04.2026
ANSETT LOGISTICS OBLIGATIUNI EURO 2026	ANS26E	500.000.00	100.0000	EUR	8.0000 %	29.04.2021	29.04.2026
BESTJOBS RECRUTARE - OBLIGATIUNI 2026 EUR	JOBS26E	3.371.000.00	500.0000	EUR	5.8000 %	20.05.2021	20.05.2026
ZEBRAPAY - OBLIGATIUNI 2026 EUR	PAY26E	3.000.000.00	100.0000	EUR	5.5000 %	16.06.2021	16.06.2026
PREFERA FOODS	PRF26E	5.000.000.00	500.0000	EUR	7.5000 %	23.07.2021	23.07.2026
OCEAN CREDIT IFN	OCIFN26E	1.866.800.00	100.0000	EUR	8.7500 %	23.07.2021	23.07.2026
AGROLAND AGRIBUSINESS - 2026	AAB26	10.000.000.00	100.0000	RON	9.0000 %	02.08.2021	02.08.2026
TEILOR HOLDING S.A. - OBLIGATIUNI 2026	TEI26	14.003.500.00	100.0000	RON	8.2500 %	03.12.2021	03.12.2026
TEILOR HOLDING S.A. - OBLIGATIUNI 26E	TEI26E	6.270.000.00	100.0000	RON	5.7500 %	03.12.2021	03.12.2026
MW GREEN POWER EXPORT - OBLIGATIUNI 2027	MWGP27	11.672.000.00	100.0000	RON	8.0000 %	29.12.2021	29.12.2027
LIBRA INTERNET BANK BONDS EUR 2030	LIBRA30E	4.296.500.00	500.0000	EUR	5.0000 %	26.03.2020	26.03.2030

G.2. Date de tranzacționare / Trading data

Simbol /Symbol	Volum / Volume	Preț net mediu / Average clean price (%)	Valoare tranzacționată / Turnover		Nr. Tranzacții / No. of trades
			RON	EUR	
AAB26	5.994	101.90	631.184.47	127.539.52	108
AFH25	1.911	102.06	200.862.53	40.586.34	51
AGR25	1.959	103.11	206.806.53	41.788.59	58
ALS24E	195	103.21	100.528.26	20.313.98	8

ALV23	1.555	100.08	158.618.95	32.052.03	38
ANS26E	186	104.80	97.431.40	19.687.25	18
ASC22	587	101.42	59.686.04	12.061.03	25
ATPR23	1.698	100.63	171.177.99	34.587.79	61
BIT25E	493	100.41	245.576.76	49.621.78	30
BNET23	1.182	101.94	121.609.13	24.572.88	28
BNET23A	307	102.84	32.746.01	6.616.65	14
BNET23C	2.334	100.95	244.164.91	49.337.09	54
CELL25	229	99.97	113.639.59	22.962.16	13
CL22	552	100.09	55.486.19	11.212.03	6
DRL22	929	100.36	94.088.44	19.013.00	17
ELMAS22	1.199	100.42	120.921.38	24.433.06	24
ELMAS23	2.164	101.65	223.499.34	45.160.30	78
HUNT23	1.108	101.42	113.592.39	22.952.62	50
HUNT25	1.671	101.23	174.867.38	35.334.65	54
INV22	268	99.50	2.719.76	549.56	2
INV23	245	99.66	24.859.87	5.023.30	8
JOBS26E	189	97.07	456.099.61	92.163.23	63
LIBRA30E	31	105.02	81.463.82	16.461.12	8
MILK25E	481	100.67	241.067.76	48.709.77	28
MWGP21	24	100.00	2.494.93	504.13	1
MWGP24	2.324	100.30	238.558.23	48.203.09	50
MWGP27	15.912	100.01	1.593.150.02	321.930.70	115
NEMO23E	42	103.00	21.862.54	4.417.62	4
NRF25	7.686	100.98	802.375.29	162.131.44	163
OCIFN26E	1.544	102.70	794.602.82	160.562.53	81
OMRO25E	173	101.67	179.458.82	36.261.92	30
PAY26E	397	99.98	196.589.14	39.723.10	33
PRF26E	492	100.85	1.264.571.82	255.526.85	109
Q22E	50	99.49	122.990.36	24.852.16	12

QUAL24E	733	103.87	381.798.42	77.148.45	43
REO26	7.839	97.46	789.363.85	159.503.42	198
ROR22	1.054	100.01	106.886.24	21.597.36	13
TEI26	6.500	101.32	662.013.17	133.766.83	147
TEI26E	2.277	100.43	1.135.418.38	229.421.11	47
UTS23	860	100.05	91.642.45	18.517.16	17
VIV25E	82	97.40	39.552.31	7.991.98	16
VIV26E	230	95.72	549.906.22	111.118.71	54
TOTAL	75.686	-	12.945.933.52	2.615.918.28	1.977

H. Top Intermediari SMT/AeRO Decembrie 2021 / Top of MTS / AeRO intermediaries December 2021

Dupa valoarea tranzacționată pe instrumentele din categoriile AeRO Acțiuni / By traded value on AeRO Shares

Nr. No.	Denumire Intermediar / Intermediary	Valoare / Value (RON)	% din Total / % of Total
1	TRADEVILLE	45.262.603.73	25.76 %
2	SSIF BRK FINANCIAL GROUP S.A.	36.420.855.27	20.73 %
3	BT CAPITAL PARTNERS	28.315.634.39	16.12 %
4	GOLDRING	18.412.582.95	10.48 %
5	BRD GROUPE SOCIETE GENERALE	10.034.475.17	5.71 %
6	ESTINVEST	8.571.082.29	4.88 %
7	INTERFINBROK CORPORATION	5.941.372.59	3.38 %
8	SWISS CAPITAL S.A.	5.864.102.14	3.34 %
9	IFB FINWEST	4.269.971.64	2.43 %
10	PRIME TRANSACTION	4.170.537.94	2.37 %
11	BANCA COMERCIALA ROMANA	2.924.123.43	1.66 %
12	S.S.I.F. VIENNA INVESTMENT TRUST	1.875.435.61	1.07 %
13	MUNTENIA GLOBAL INVEST	1.502.154.47	0.85 %
14	ALPHA BANK ROMANIA SA	1.052.908.30	0.60 %

15	S.S.I.F. BLUE ROCK FINANCIAL SERVICES S.A	675.281.05	0.38 %
16	VOLTINVEST	197.861.79	0.11 %
17	INTERDEALER CAPITAL INVEST	149.705.57	0.09 %
18	BURSA ROMANA DE MARFURI (BRM)	55.597.54	0.03 %